



US00D557073S

(12) **United States Design Patent**  
**Snell**

(10) **Patent No.:** **US D557,073 S**

(45) **Date of Patent:** **\*\* Dec. 11, 2007**

(54) **TUMBLER**

(75) **Inventor:** **Russell Benton Snell**, Bentleyville, OH (US)

(73) **Assignee:** **InterDesign, Inc.**, Solon, OH (US)

(\*\*) **Term:** **14 Years**

(21) **Appl. No.:** **29/231,252**

(22) **Filed:** **Jun. 2, 2005**

(51) **LOC (8) Cl.** ..... **07-01**

(52) **U.S. Cl.** ..... **D7/523; D7/509**

(58) **Field of Classification Search** ..... D7/502, D7/509, 510, 511, 523, 524, 528, 529, 531, D7/532, 533, 536, 608, 700; D9/502, 503, D9/504, 518; 215/387, DIG. 7; 220/605, 220/606, 703, 710, 710.5, 719, 592.17

See application file for complete search history.

(56) **References Cited**

**U.S. PATENT DOCUMENTS**

D104,449 S *	5/1937	Hansen	.....	D7/532
D108,746 S *	3/1938	Hansen	.....	D7/523
D111,321 S *	9/1938	Fuerst	.....	D7/523
3,363,820 A *	1/1968	Schilling	.....	229/400
D409,879 S *	5/1999	Cornelissen	.....	D7/536
D457,389 S *	5/2002	Snell	.....	D7/396.6
D457,782 S	5/2002	Snell		
6,439,418 B1	8/2002	Immerman et al.		
D463,715 S	10/2002	Dretzka		
D470,364 S	2/2003	Dretzka		
D472,427 S	4/2003	Dretzka		

D474,939 S *	5/2003	De Neubourg	.....	D7/536
D478,230 S *	8/2003	Dretzka	.....	D6/534
6,604,648 B2 *	8/2003	Immerman et al.	.....	220/630
D489,501 S *	5/2004	Dretzka	.....	D34/1
D502,365 S *	3/2005	Dretzka	.....	D7/523
D505,828 S	6/2005	Snell		
D522,312 S *	6/2006	Bodum	.....	D7/536

**OTHER PUBLICATIONS**

InterDesign 2002 product catalog, 2002, pp. 2-4 with front and rear cover pages.

InterDesign 2003 product catalog, 2003, pp. 22-24 with front cover page.

\* cited by examiner

*Primary Examiner*—T. Chase Nelson

*Assistant Examiner*—Karen Acker

(74) *Attorney, Agent, or Firm*—D. Peter Hochberg; Sean Mellino

(57) **CLAIM**

The ornamental design for a tumbler, as shown and described.

**DESCRIPTION**


FIG. 1 is a perspective view of the tumbler according to the invention;

FIG. 2 is a side view of the tumbler as shown in FIG. 1;

FIG. 3 is a top view of the tumbler as shown in FIG. 1; and,

FIG. 4 is a bottom view of the tumbler as shown in FIG. 1.

**1 Claim, 1 Drawing Sheet**






FIG-1

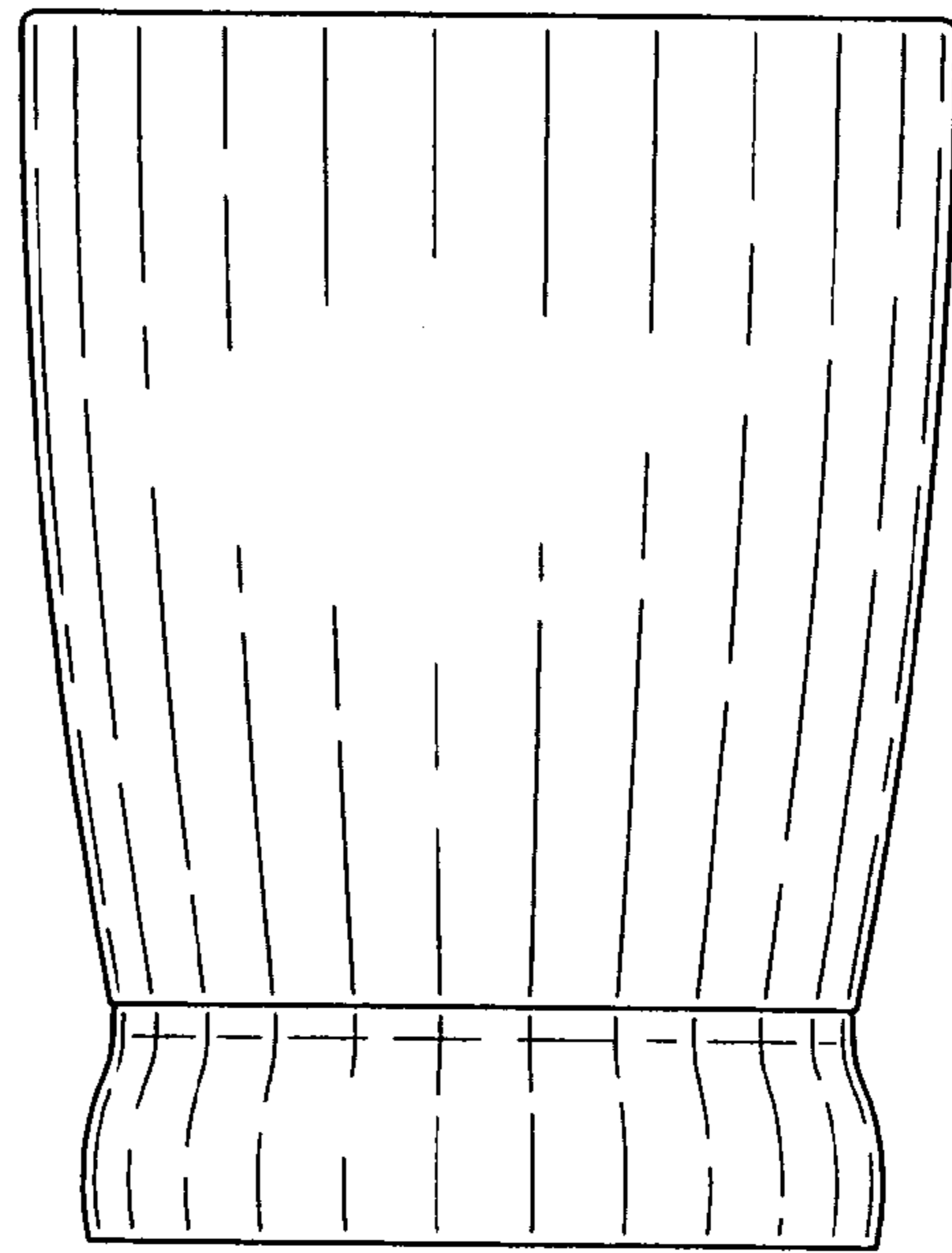


FIG-2

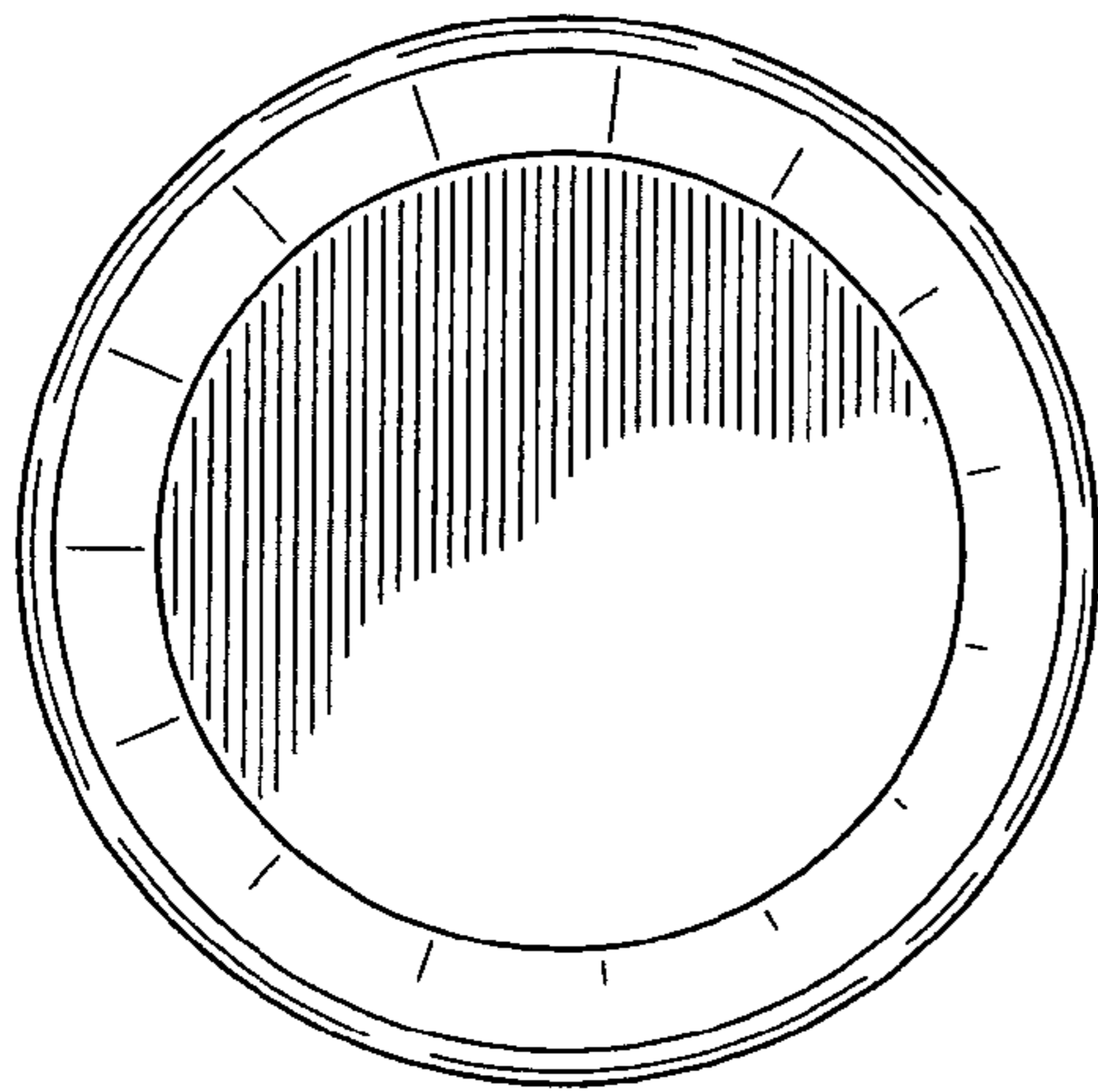


FIG-3

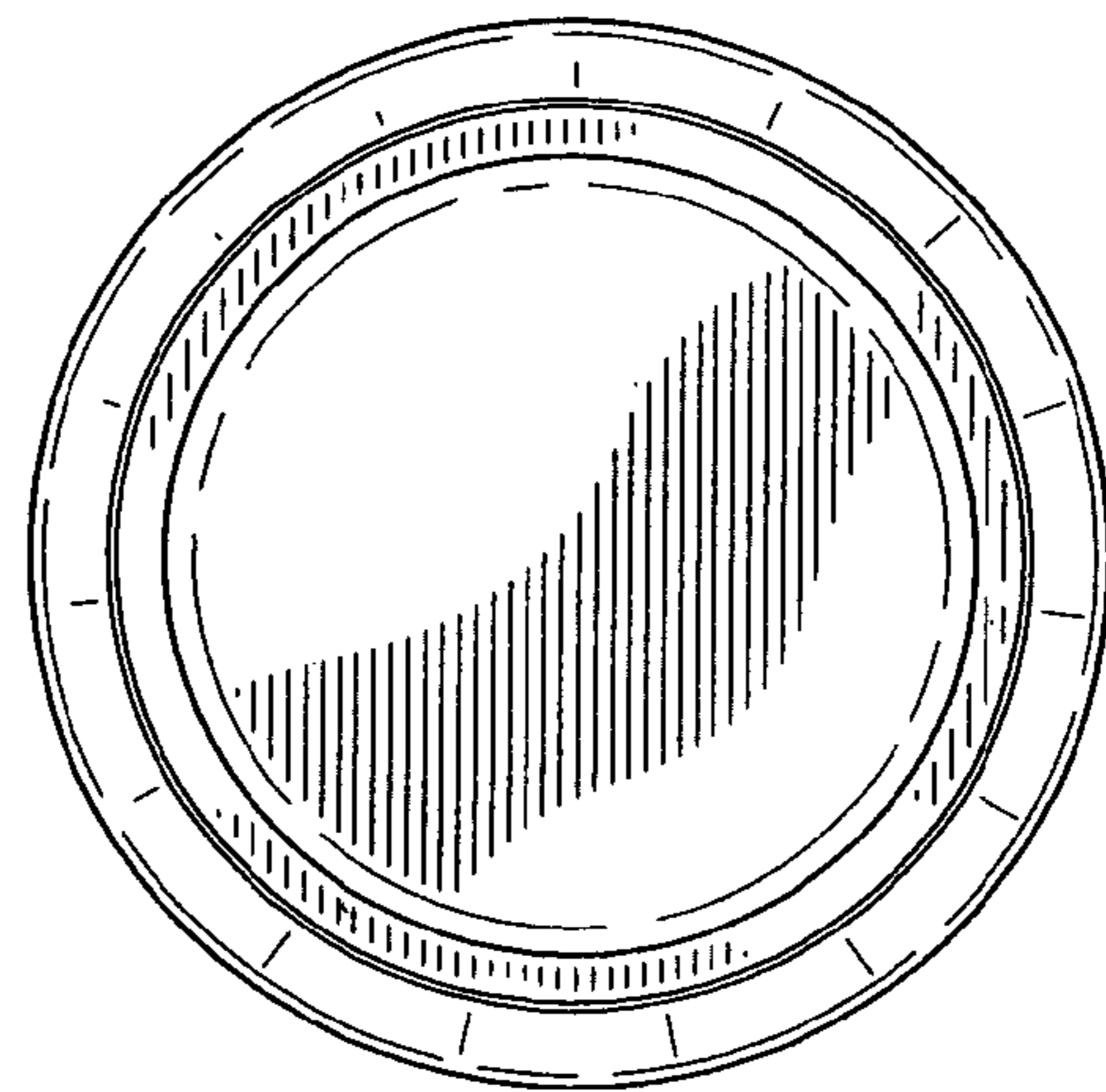


FIG-4