



US00D557067S

(12) **United States Design Patent** (10) **Patent No.:** **US D557,067 S**
Ho et al. (45) **Date of Patent:** **** Dec. 11, 2007**

(54) **GRILL LID**

(75) Inventors: **Ka Kin Ho**, Hong Kong (CN); **Brian Wood**, McKinney, TX (US); **Siu Cheong Hon**, Hong Kong (CN)

(73) Assignee: **The Brinkmann Corporation**, Dallas, TX (US)

(**) Term: **14 Years**

(21) Appl. No.: **29/262,700**

(22) Filed: **Jul. 7, 2006**
(Under 37 CFR 1.47)

(51) **LOC (8) Cl.** **07-02**

(52) **U.S. Cl.** **D7/402**

(58) **Field of Classification Search** D7/332-337,
D7/402; 126/25 R, 25 A, 25 AA, 9 R, 41 R,
126/40, 50, 276, 37 R; 219/385-386; 99/339-341,
99/421 H, 446, 450, 481, 444-445
See application file for complete search history.

(56) **References Cited**

U.S. PATENT DOCUMENTS

D293,067 S	12/1987	Stephen et al.	
4,886,045 A	12/1989	Ducate, Jr. et al.	
D316,355 S	4/1991	Stephen et al.	
5,536,518 A	7/1996	Rummel	
5,755,154 A	5/1998	Schroeter et al.	
D406,009 S	2/1999	Wagner et al.	
D406,488 S	3/1999	Bates et al.	
D406,489 S	3/1999	Williams et al.	
D417,587 S	12/1999	Wagner et al.	
D433,279 S *	11/2000	Schlosser et al.	D7/402
D438,060 S	2/2001	Campbell et al.	
D438,427 S	3/2001	Campbell et al.	
6,332,395 B1 *	12/2001	Home	99/340

D454,276 S	3/2002	Pai	
D461,359 S	8/2002	Coleman et al.	
D466,368 S	12/2002	Neal et al.	
D466,756 S	12/2002	Bossler et al.	
D470,357 S	2/2003	Home	
D471,057 S	3/2003	Chung	
D471,761 S	3/2003	Choi et al.	
D472,756 S	4/2003	Pai	
D474,070 S	5/2003	McKenzie	
D475,235 S	6/2003	Home	
D479,092 S	9/2003	Lewis et al.	
D488,025 S	4/2004	Tseng	
D489,221 S *	5/2004	Pai	D7/334
D491,414 S *	6/2004	Nichols et al.	D7/402
D494,009 S *	8/2004	Joss et al.	D7/402
D494,413 S *	8/2004	Joss et al.	D7/402

(Continued)

Primary Examiner—Ruth McInroy

(74) *Attorney, Agent, or Firm*—Sheppard, Mullin, Richter & Hampton LLP

(57) **CLAIM**

We claim the ornamental design for a grill lid, as shown and described.

DESCRIPTION

FIG. 1 is a perspective view of the grill lid showing the new design;

FIG. 2 is a front elevational view thereof;

FIG. 3 is a rear elevational view thereof;

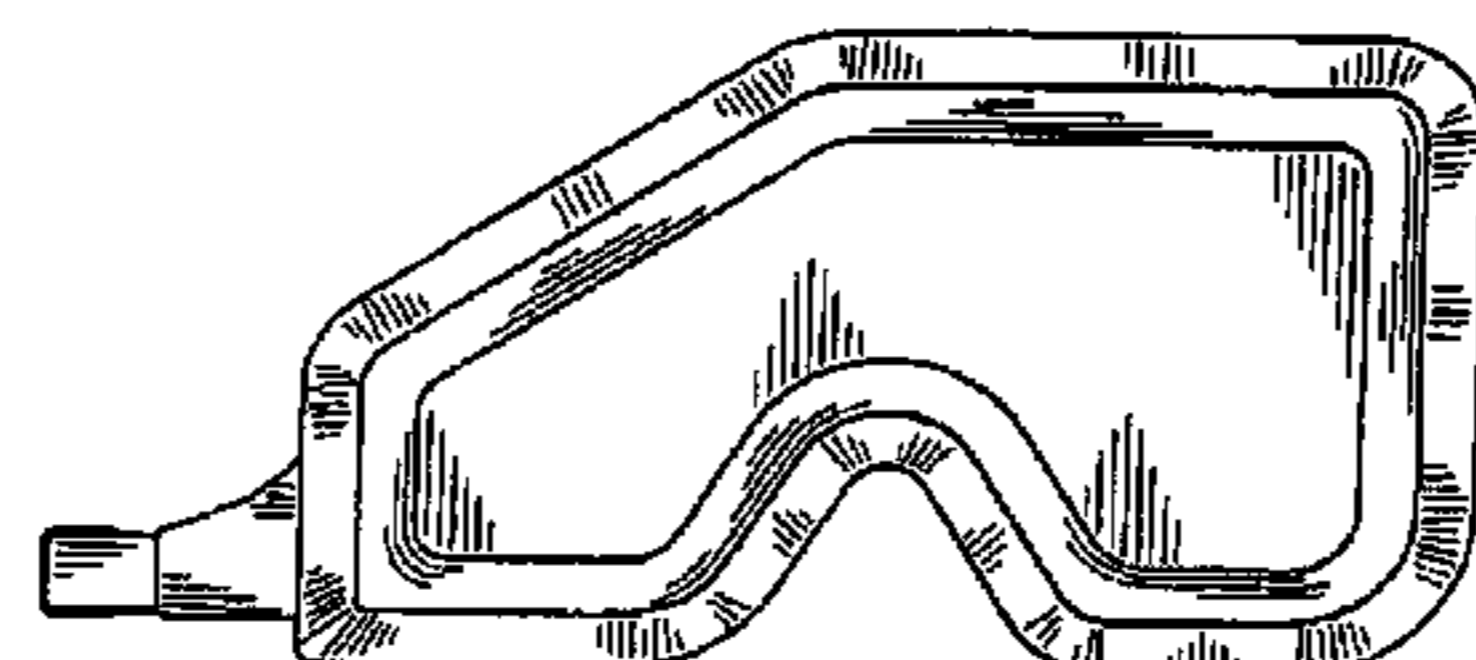
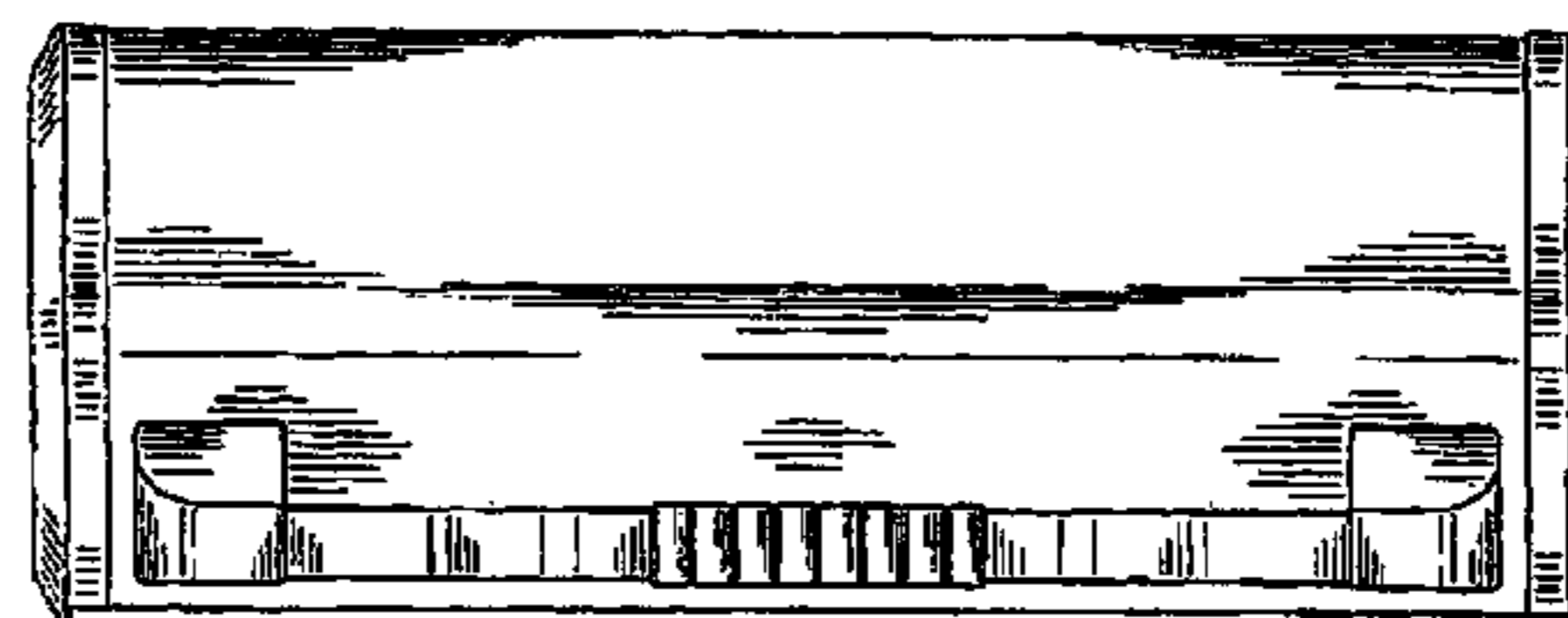
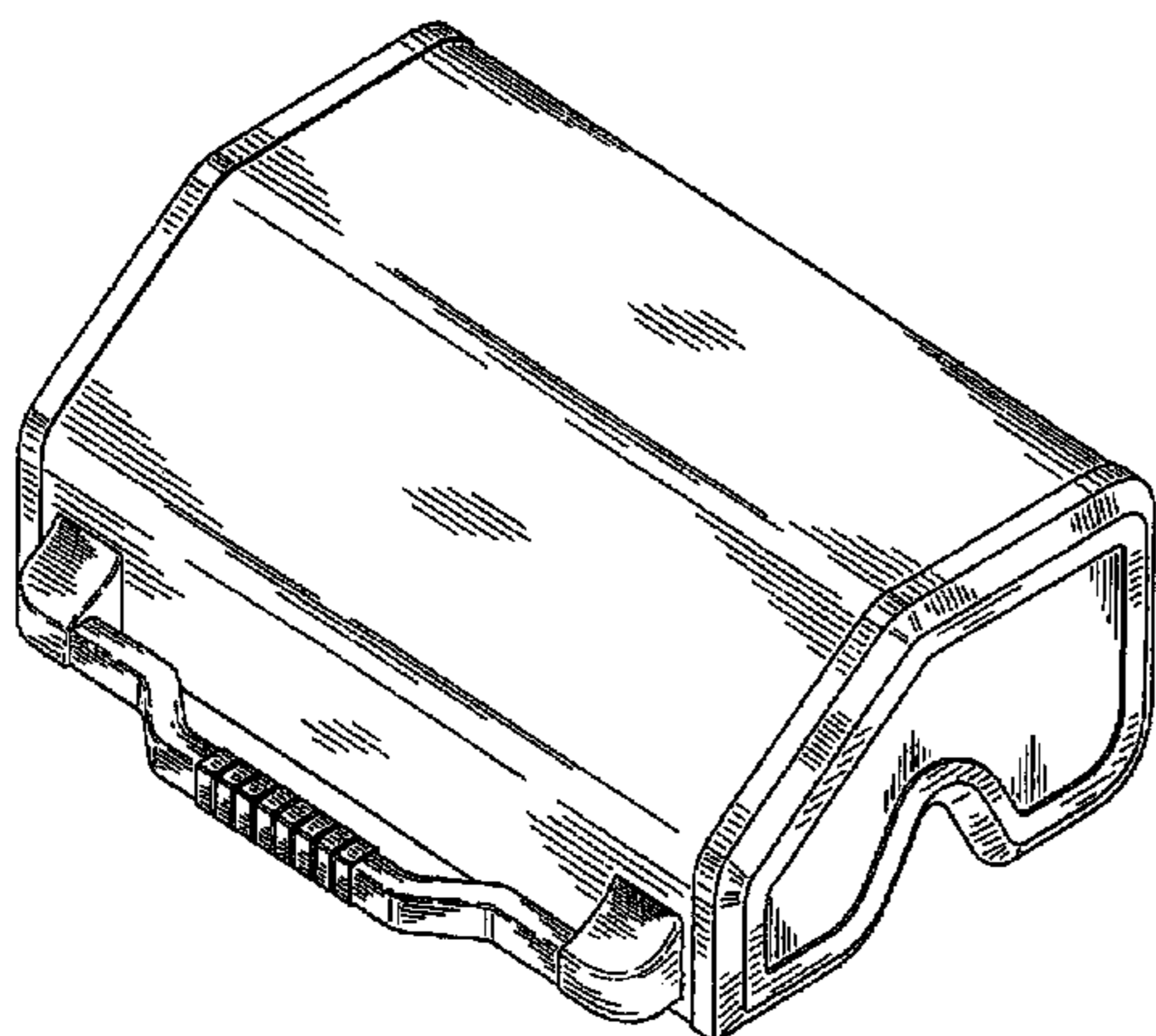
FIG. 4 is a right side elevational view thereof;

FIG. 5 is a left side elevational view thereof;

FIG. 6 is a top plan view thereof; and,

FIG. 7 is a bottom plan view thereof.

1 Claim, 5 Drawing Sheets



US D557,067 S

Page 2

U.S. PATENT DOCUMENTS

D497,284 S	10/2004	Pai			
D504,048 S *	4/2005	Joss et al.	D7/402	D521,308 S *	5/2006 Tseng D7/334
6,923,172 B2	8/2005	Muldoon		D525,073 S *	7/2006 Wilgus et al. D7/334
6,935,327 B1	8/2005	Williams et al.		D527,947 S *	9/2006 Pai D7/402
D512,268 S	12/2005	Pai		D528,349 S *	9/2006 Chung D7/334
D514,381 S	2/2006	Chung		D533,010 S *	12/2006 Pai D7/334
D520,298 S	5/2006	Huegerich et al.		2006/0054156 A1	3/2006 Zelek et al.
				2006/0144385 A1	7/2006 Coleman et al.

* cited by examiner

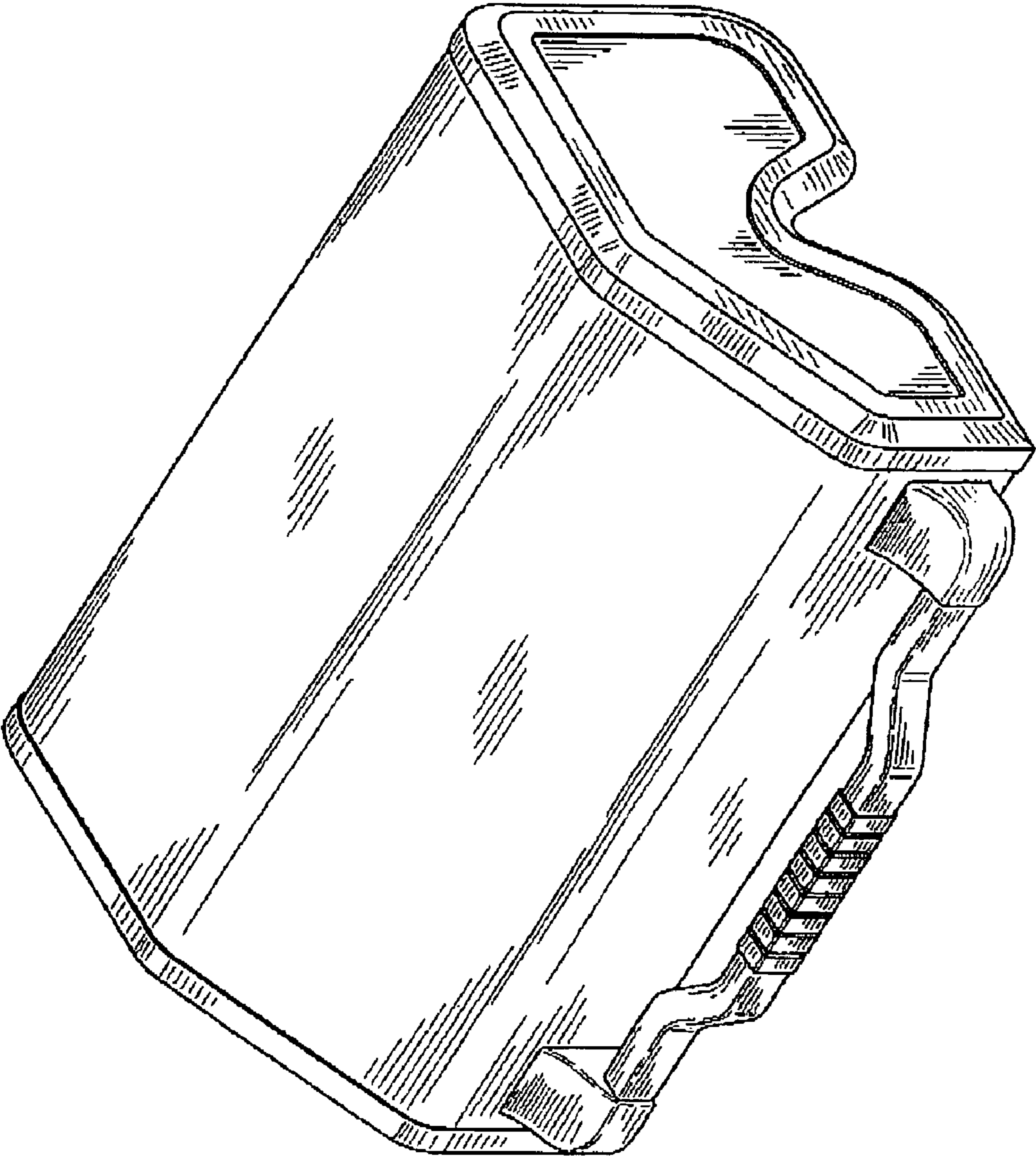


FIG. 1

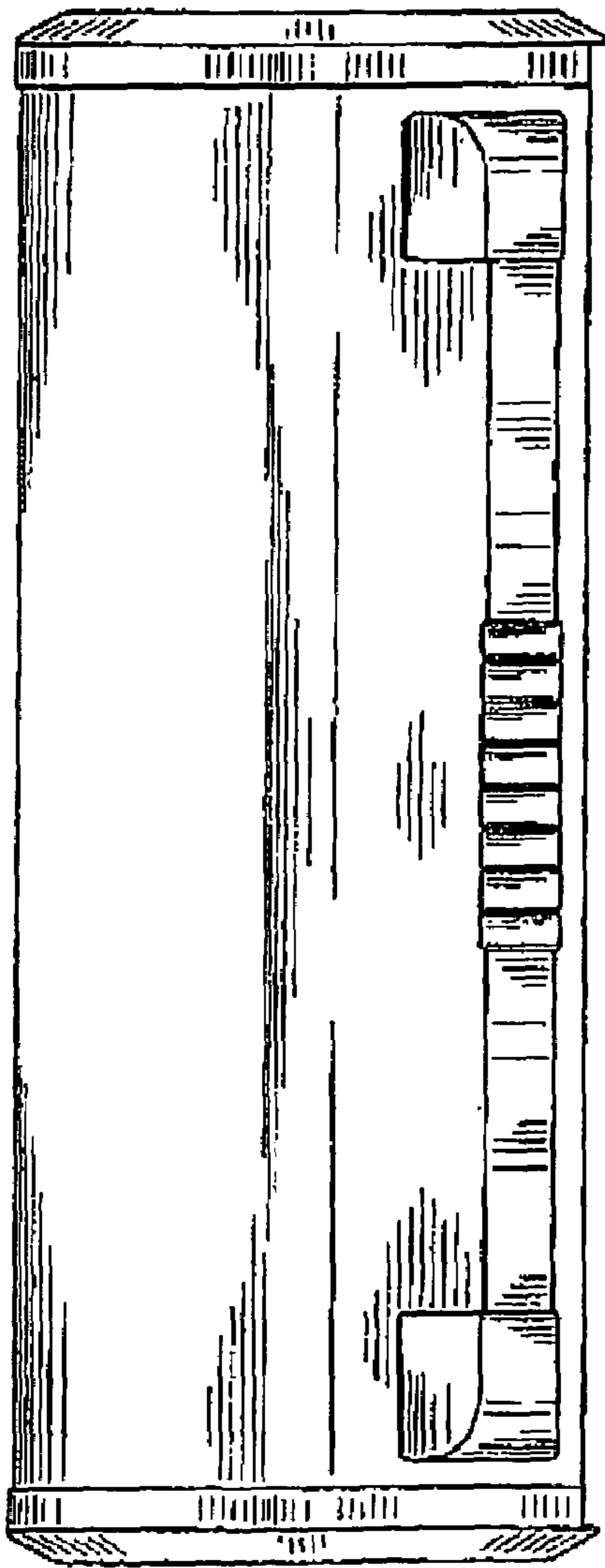


FIG. 2




FIG. 3

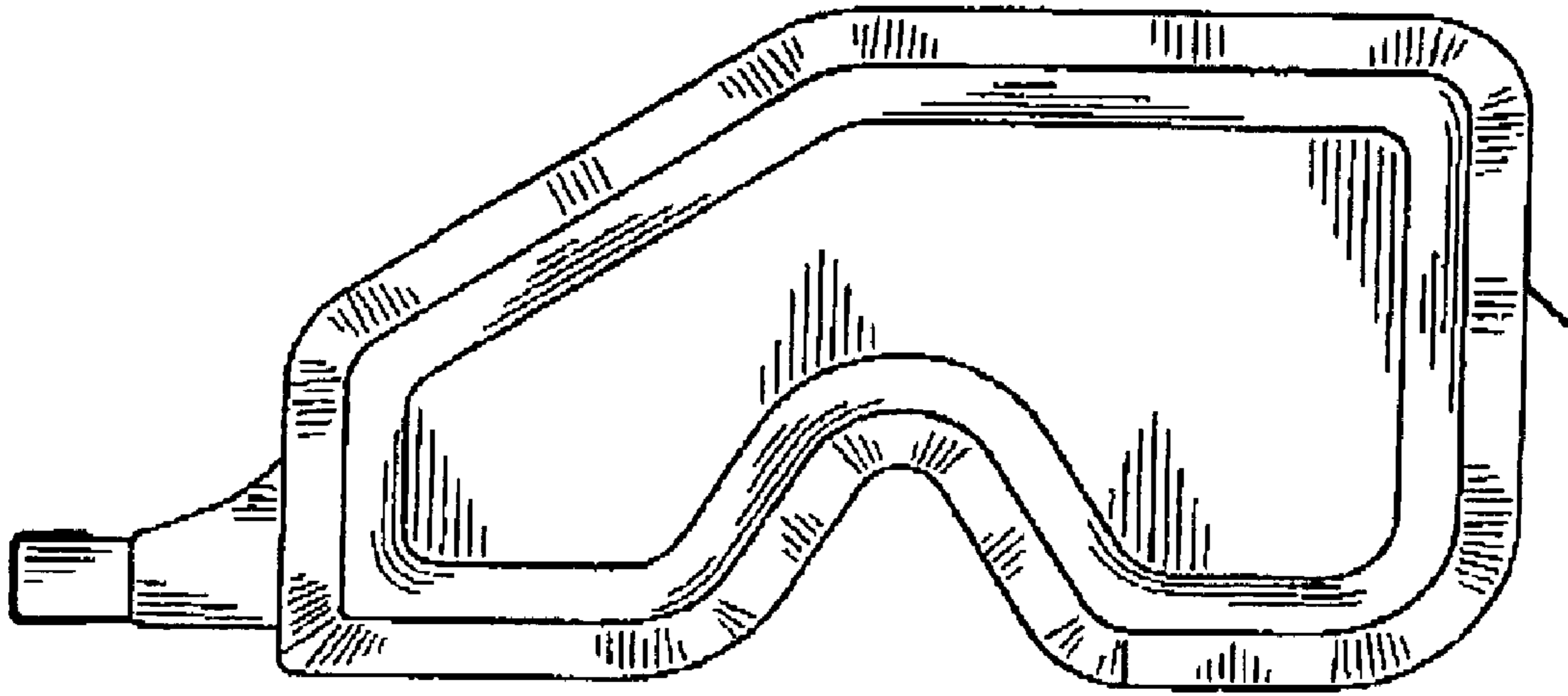


FIG. 4

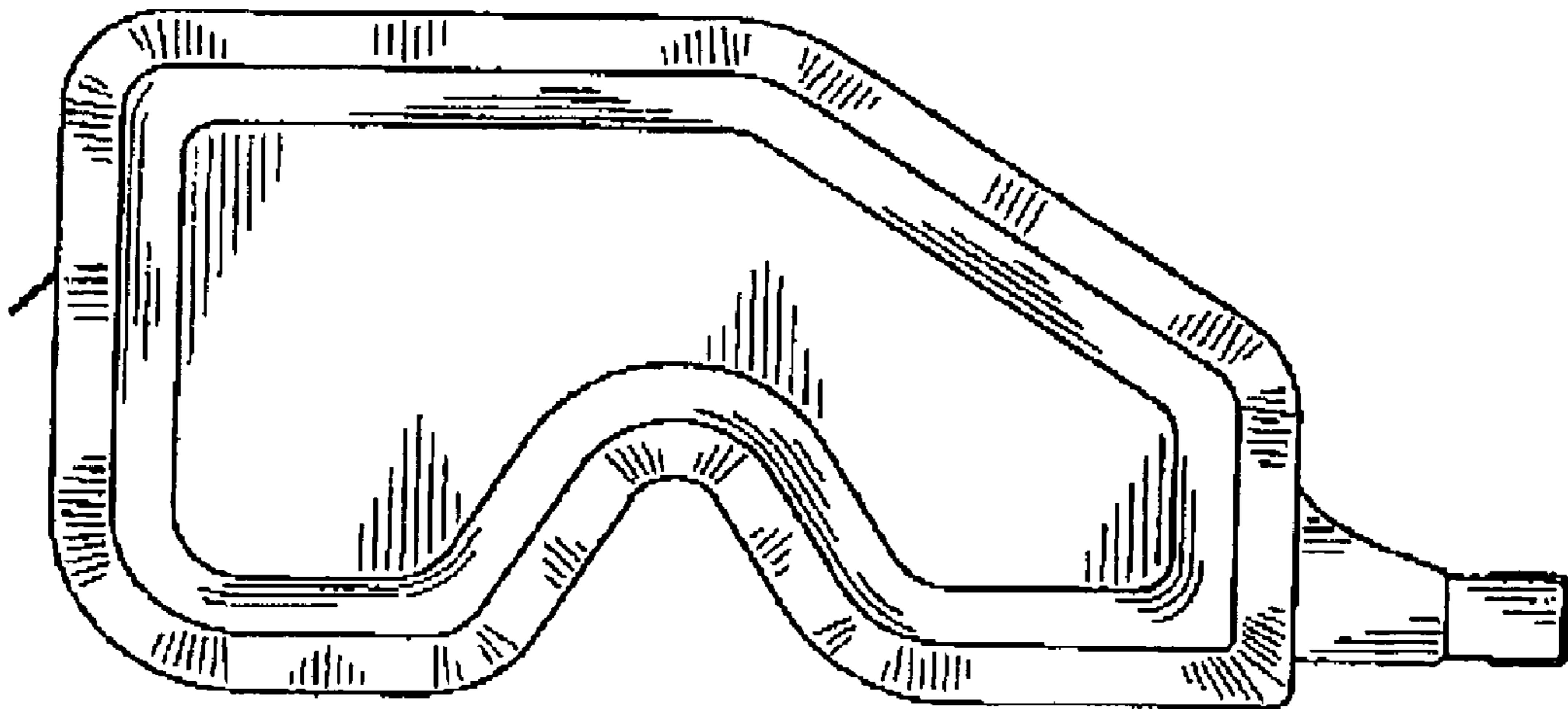


FIG. 5

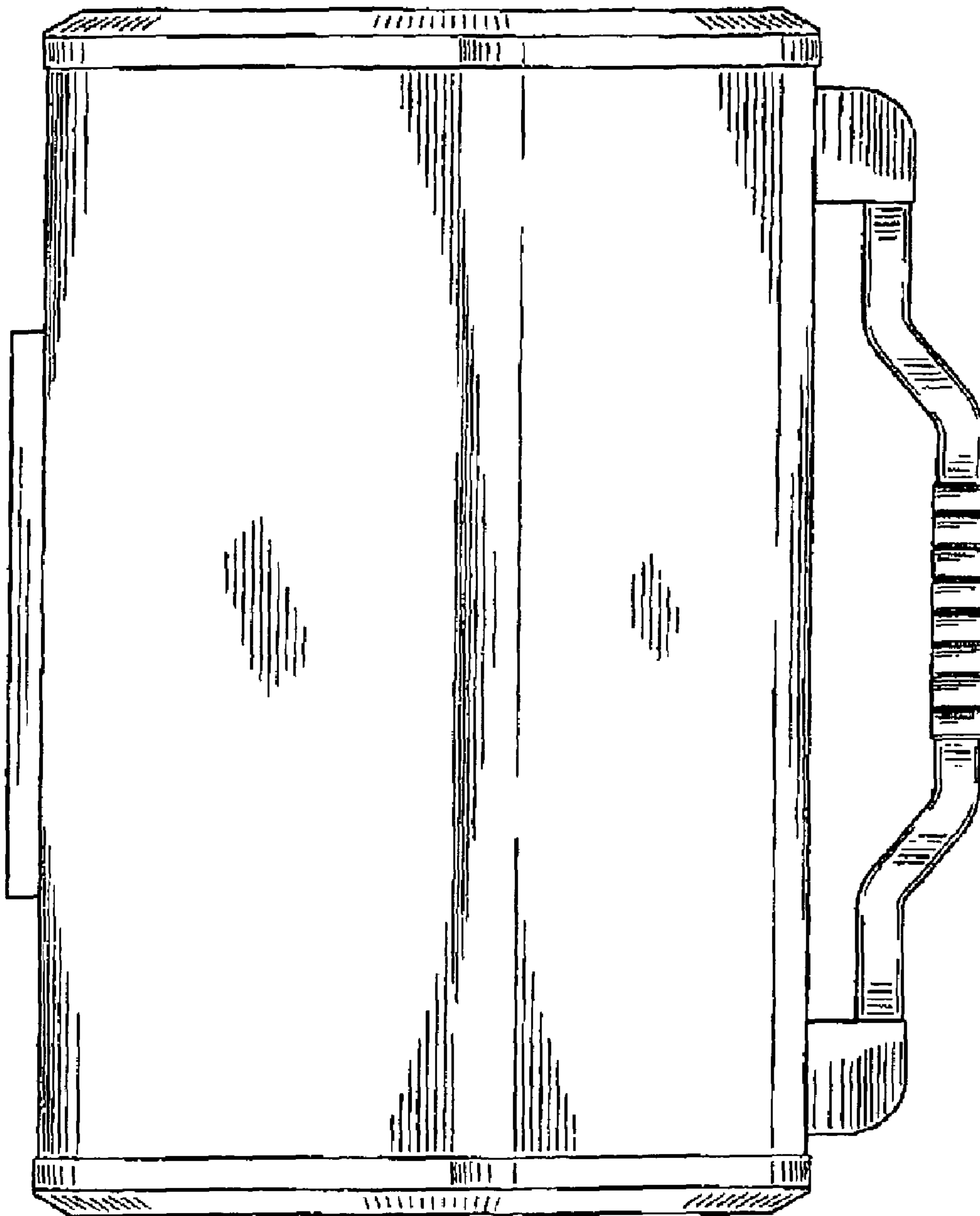


FIG. 6

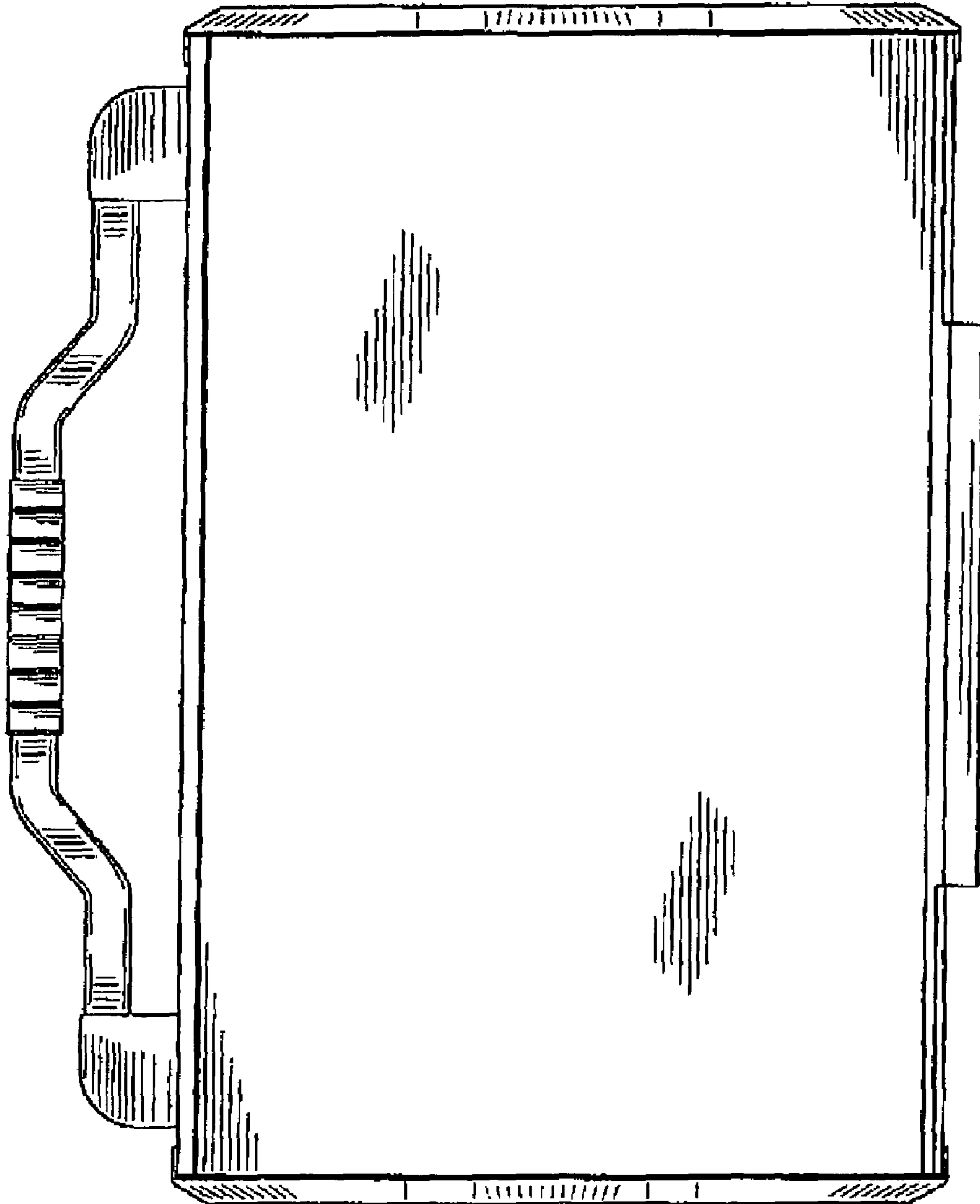


FIG. 7

UNITED STATES PATENT AND TRADEMARK OFFICE
CERTIFICATE OF CORRECTION

PATENT NO. : Des. 557,067 S
APPLICATION NO. : 29/262700
DATED : December 11, 2007
INVENTOR(S) : Ka Kin Ho et al.

Page 1 of 7

It is certified that error appears in the above-identified patent and that said Letters Patent is hereby corrected as shown below:


The title page should be deleted and substitute therefor the attached title page.

Drawings:

Delete Figs. 1-7 and substitute therefor Figs. 1-7 as shown on the attached pages.

Signed and Sealed this

Fifteenth Day of December, 2009



David J. Kappos
Director of the United States Patent and Trademark Office

(12) **United States Design Patent**
Ho et al.

(10) **Patent No.:** **US D557,067 S**
(45) **Date of Patent:** **** Dec. 11, 2007**

(54) **GRILL LID**

(75) **Inventors:** **Ka Kin Ho, Hong Kong (CN); Brian Wood, McKinney, TX (US); Stu Cheong Hon, Hong Kong (CN)**

(73) **Assignee:** **The Brinkmann Corporation, Dallas, TX (US)**

(**) **Term:** **14 Years**

(21) **Appl. No.:** **29/262,700**

(22) **Filed:** **Jul. 7, 2006**
(Under 37 CFR 1.47)

(51) **LOC (8) Cl.** **07-02**

(52) **U.S. Cl.** **D7/402**

(58) **Field of Classification Search** **D7/332-337, D7/402; 126/25 R, 25 A, 25 AA, 9 R, 41 R, 126/40, 50, 276, 37 R; 219/385-386; 99/339-341, 99/421 H, 446, 450, 481, 444-445**

See application file for complete search history.

(56) **References Cited**

U.S. PATENT DOCUMENTS

D293,067 S	12/1987	Stephen et al.	
4,886,045 A	12/1989	Ducate, Jr. et al.	
D316,355 S	4/1991	Stephen et al.	
5,536,518 A	7/1996	Rummel	
5,755,154 A	5/1998	Schroeter et al.	
D406,009 S	2/1999	Wagner et al.	
D406,488 S	3/1999	Bates et al.	
D406,489 S	3/1999	Williams et al.	
D417,587 S	12/1999	Wagner et al.	
D433,279 S *	11/2000	Schlosser et al.	D7/402
D438,060 S	2/2001	Campbell et al.	
D438,427 S	3/2001	Campbell et al.	

D454,276 S	3/2002	Pai	
D461,359 S	8/2002	Coleman et al.	
D466,368 S	12/2002	Neal et al.	
D466,756 S	12/2002	Bossler et al.	
D470,357 S	2/2003	Home	
D471,057 S	3/2003	Chung	
D471,761 S	3/2003	Choi et al.	
D472,756 S	4/2003	Pai	
D474,070 S	5/2003	McKenzie	
D475,235 S	6/2003	Home	
D479,092 S	9/2003	Lewis et al.	
D488,025 S	4/2004	Tseng	
D489,221 S *	5/2004	Pai	D7/334
D491,414 S *	6/2004	Nichols et al.	D7/402
D494,009 S *	8/2004	Joss et al.	D7/402
D494,413 S *	8/2004	Joss et al.	D7/402

(Continued)

Primary Examiner—Ruth McInroy

(74) *Attorney, Agent, or Firm*—Sheppard, Mullin, Richter & Hampton LLP

(57) **CLAIM**

We claim the ornamental design for a grill lid, as shown and described.

DESCRIPTION

FIG. 1 is a perspective view of the grill lid showing the new design;

FIG. 2 is a front elevational view thereof;

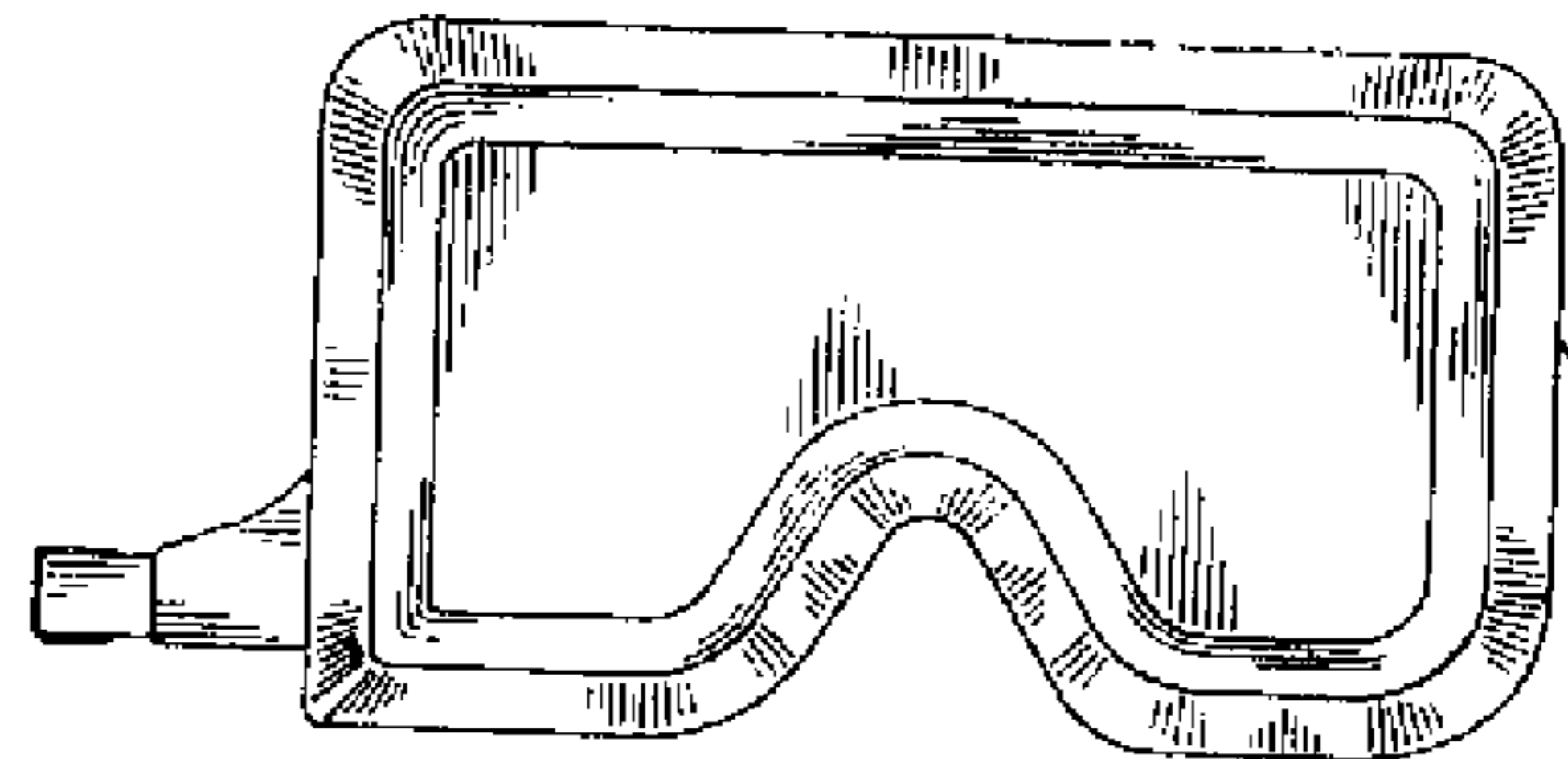

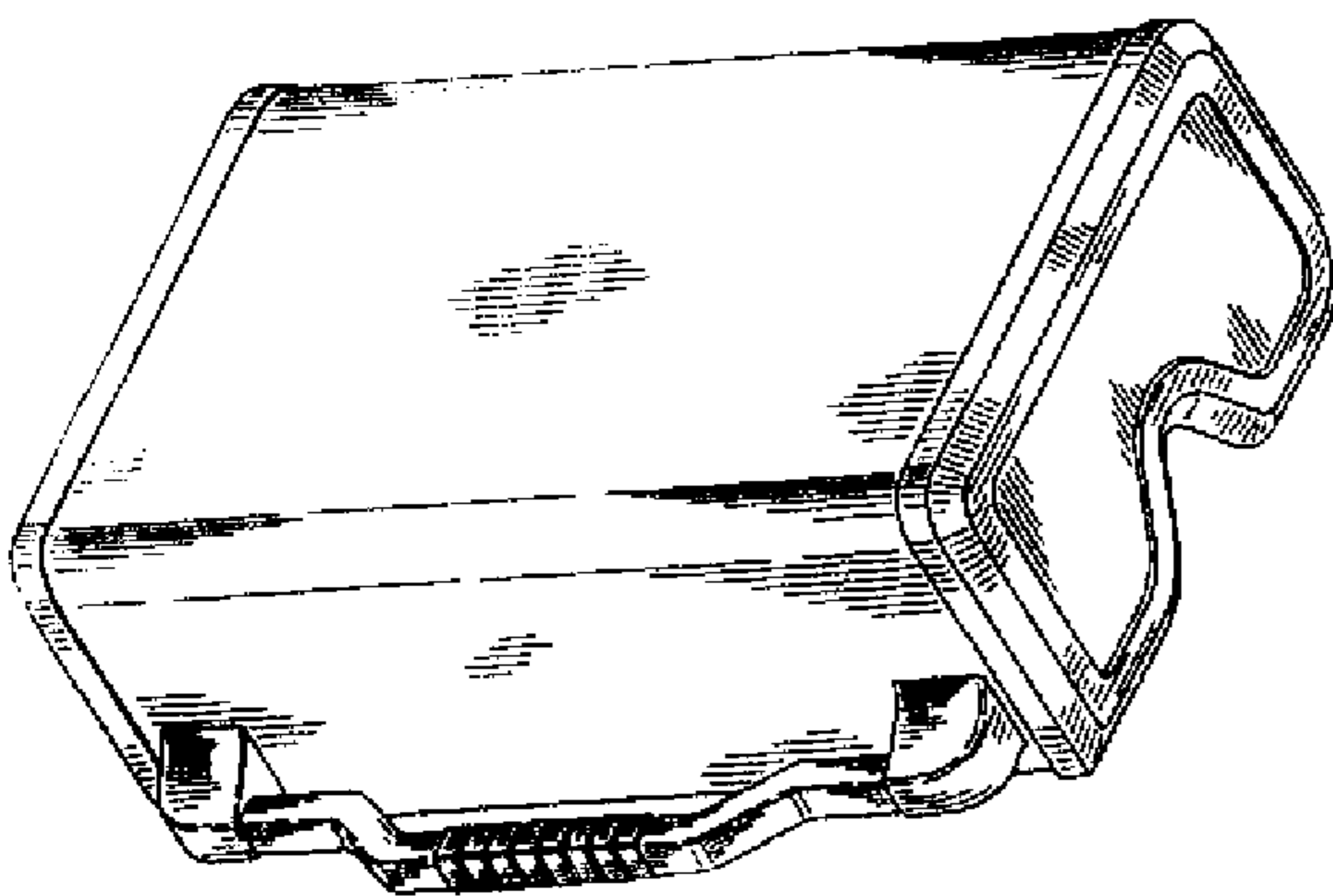
FIG. 3 is a rear elevational view thereof;

FIG. 4 is a right side elevational view thereof;

FIG. 5 is a left side elevational view thereof;

FIG. 6 is a top plan view thereof; and,

FIG. 7 is a bottom plan view thereof.



U.S. Patent

Dec. 11, 2007

Sheet 1 of 5

D557,067 S

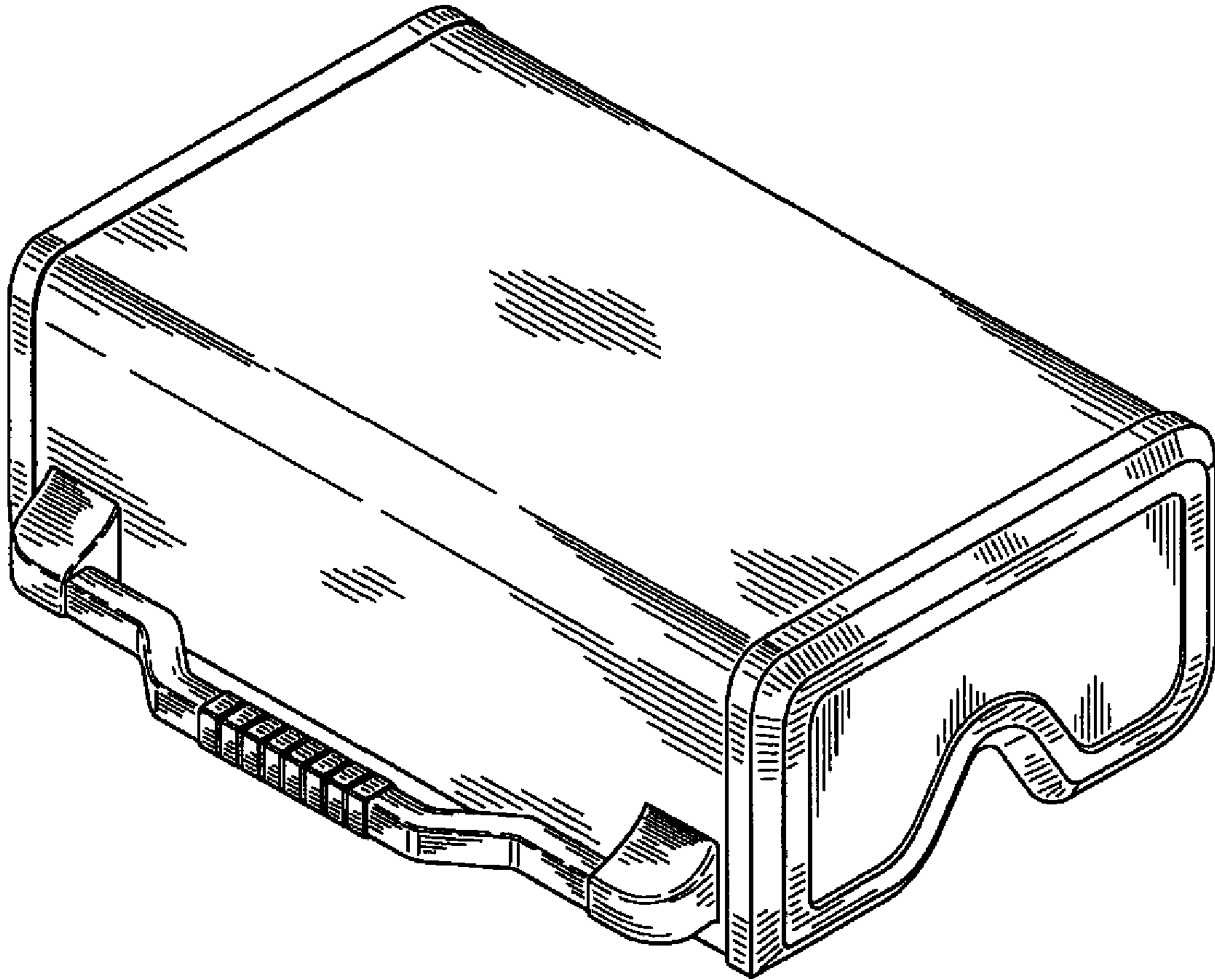


FIG. 1

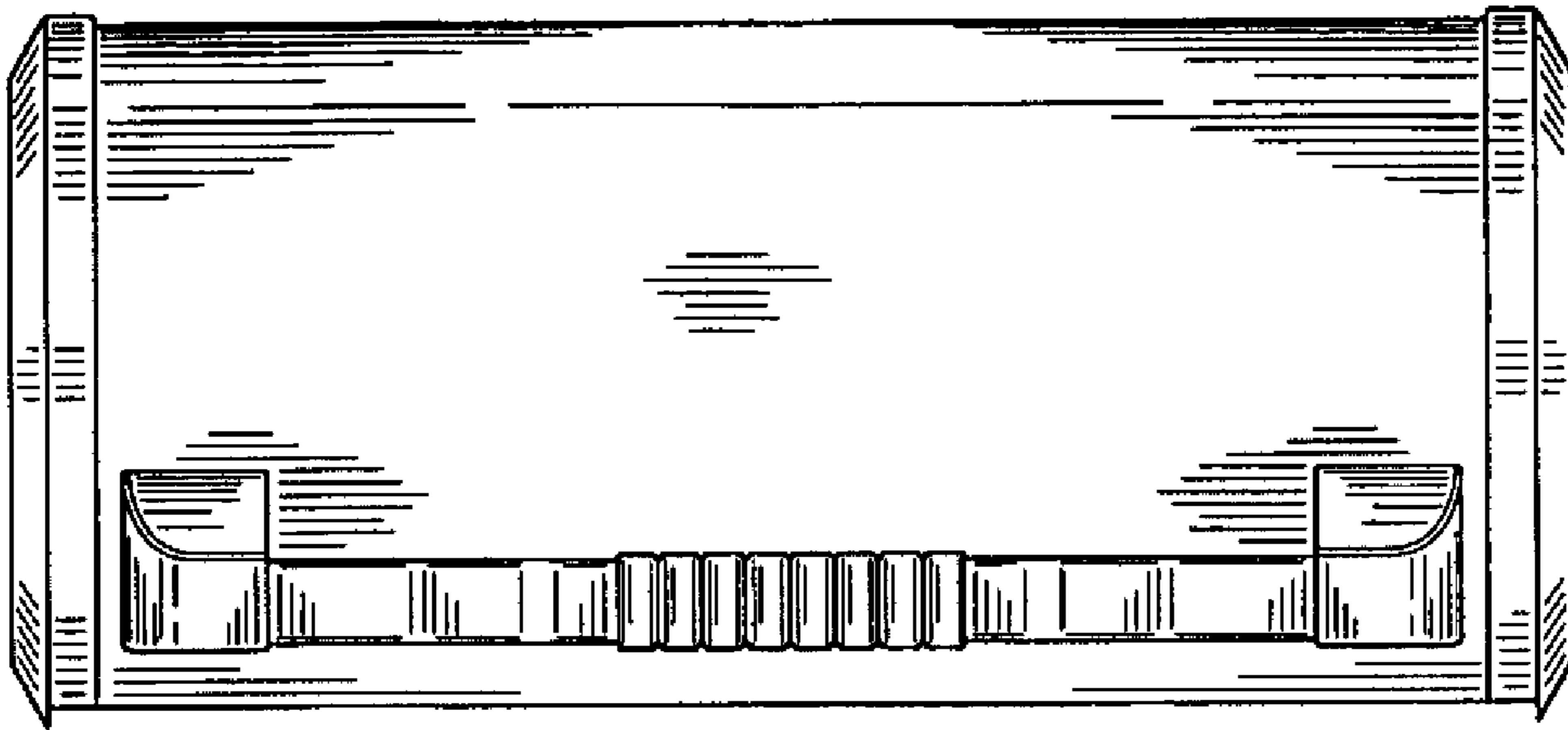


FIG. 2

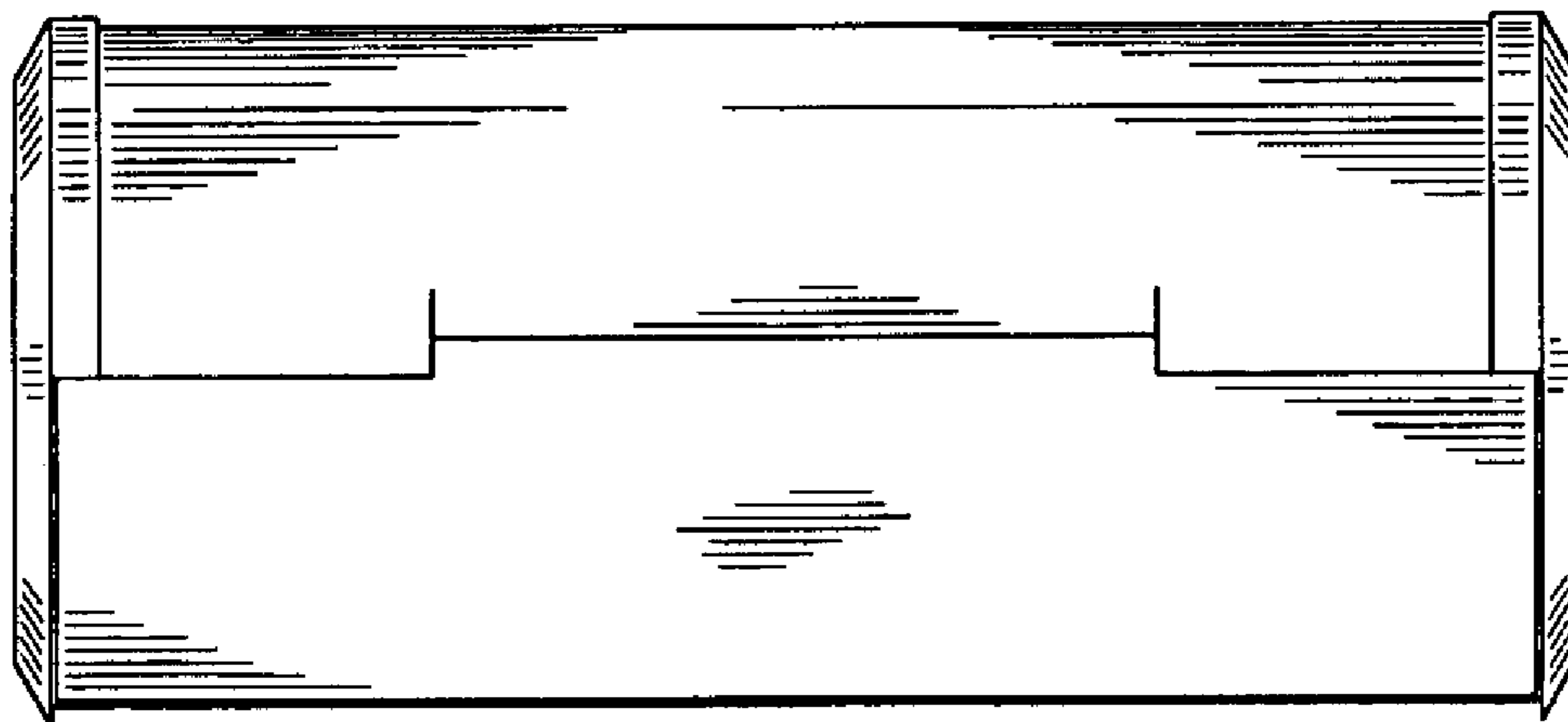


FIG. 3

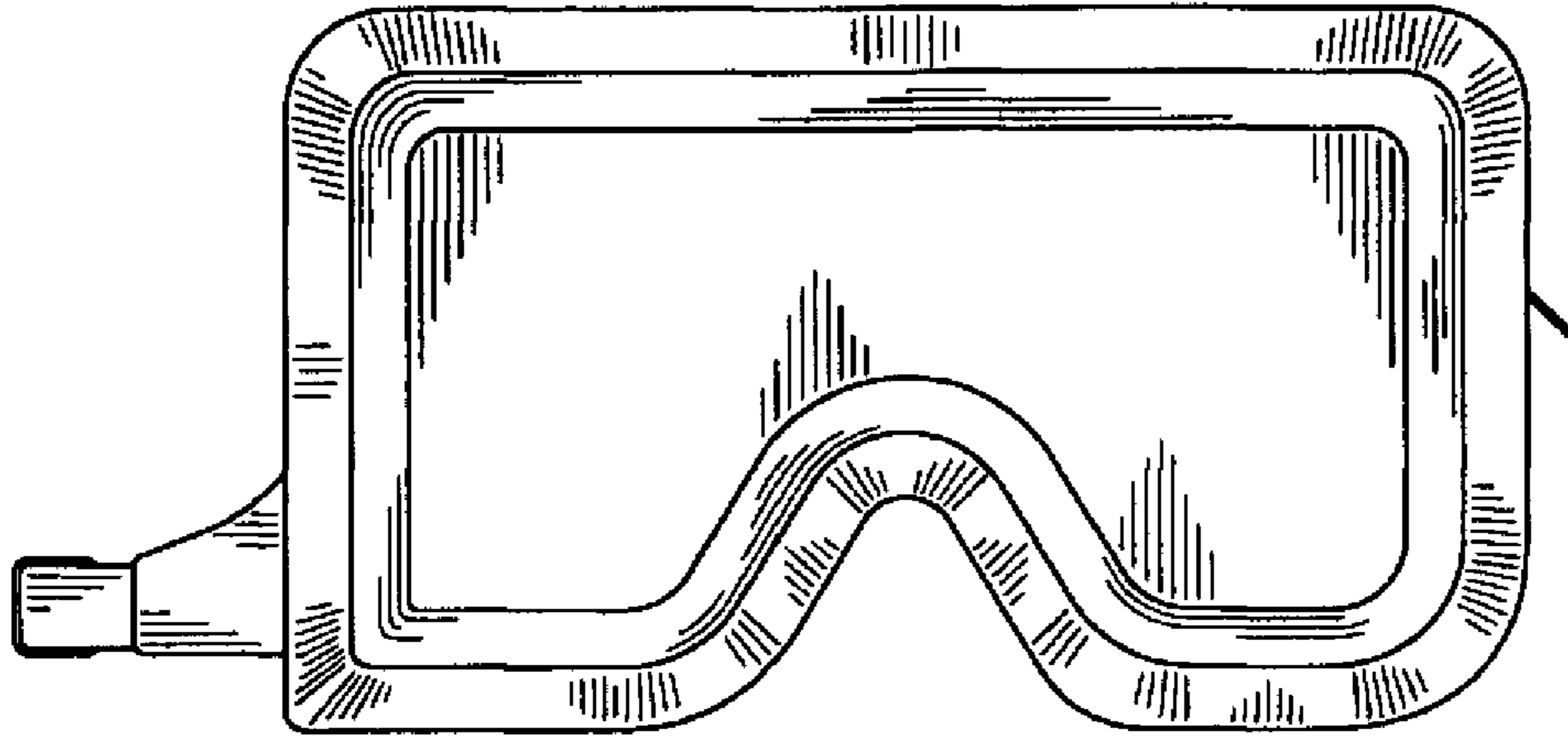


FIG. 4

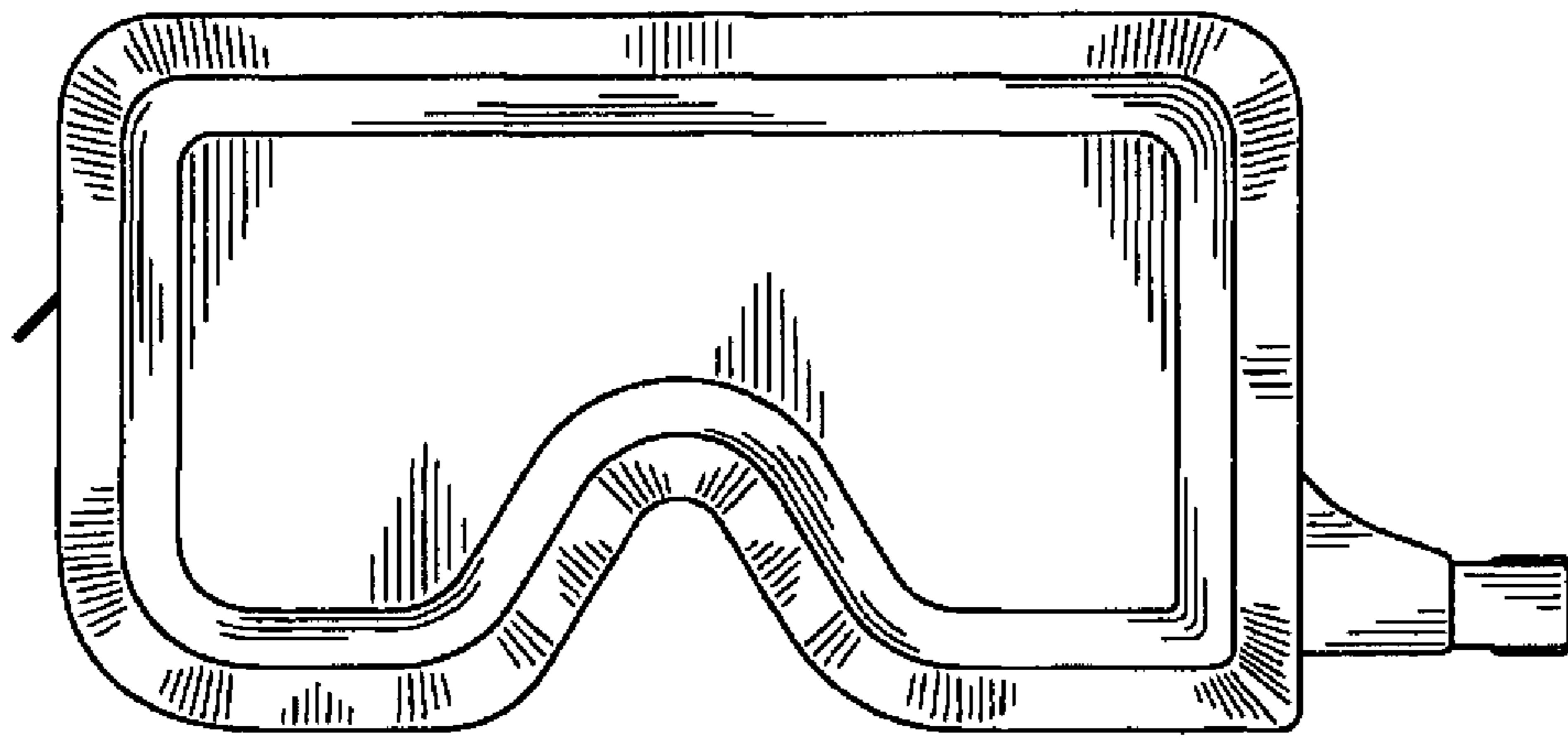


FIG. 5

U.S. Patent

Dec. 11, 2007

Sheet 4 of 5

D557,067 S

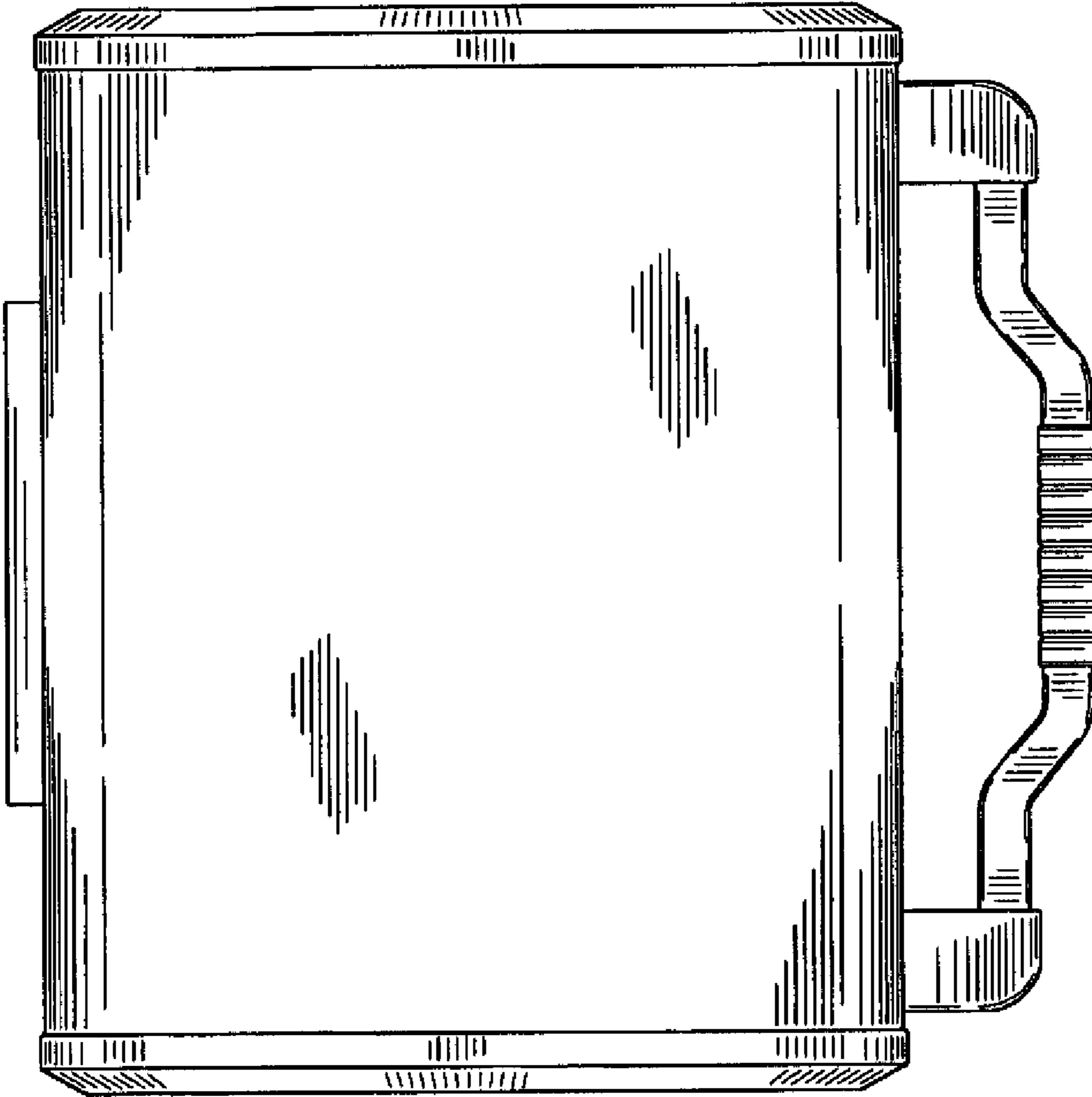


FIG. 6

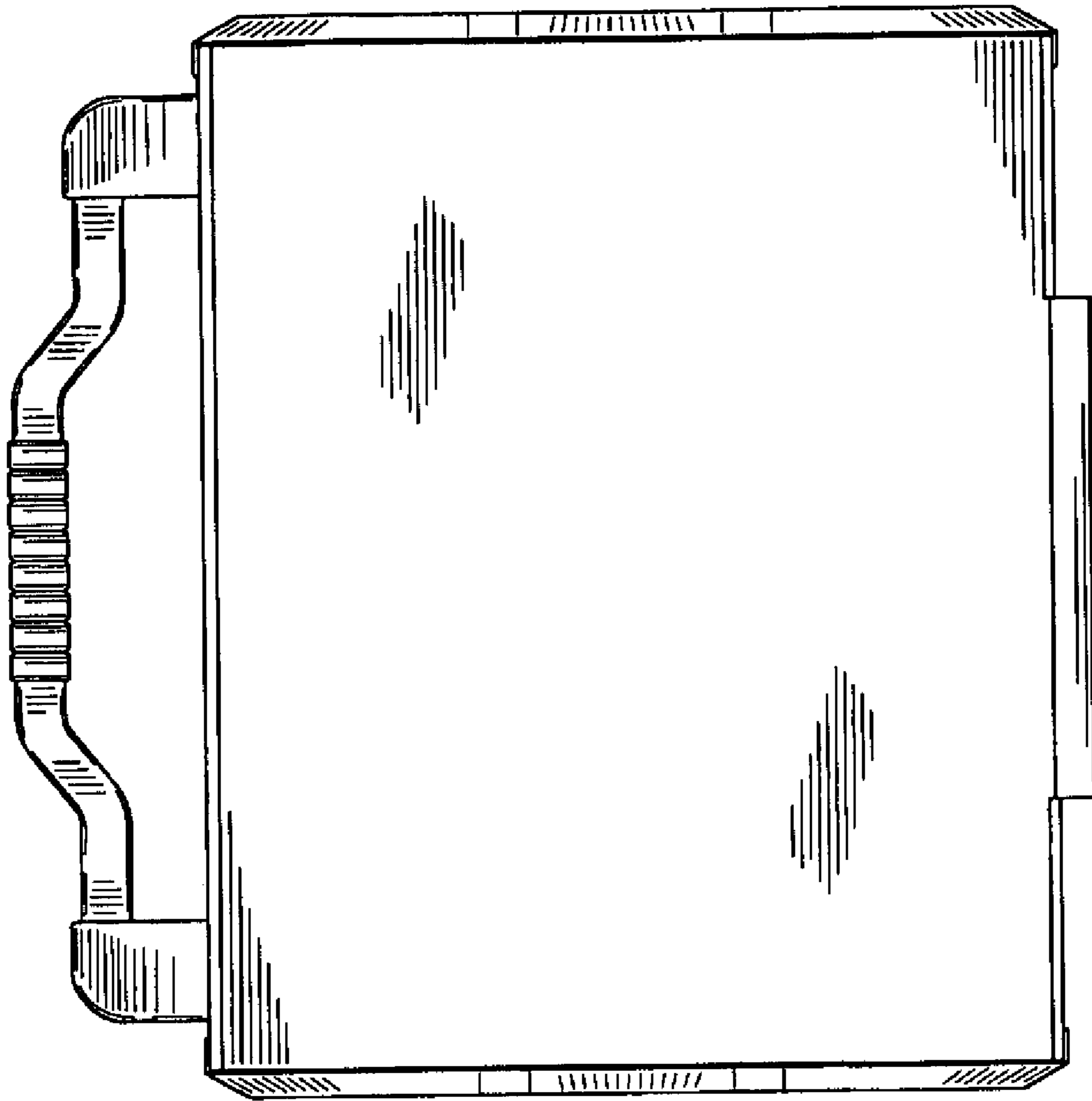


FIG. 7