



US00D557052S

(12) **United States Design Patent**
Dardashti

(10) **Patent No.:** **US D557,052 S**

(45) **Date of Patent:** **** Dec. 11, 2007**

(54) **CD CASE**

(76) Inventor: **Shahriar L. Dardashti**, 14138
Beresford Rd., Beverly Hills, CA (US)
90210

(**) Term: **14 Years**

(21) Appl. No.: **29/192,078**

(22) Filed: **Oct. 17, 2003**

Related U.S. Application Data

(63) Continuation-in-part of application No. 29/182,958,
filed on Jun. 3, 2003, now Pat. No. Des. 484,732.

(51) **LOC (8) Cl.** **06-04**

(52) **U.S. Cl.** **D6/632; D6/407; D6/634**

(58) **Field of Classification Search** D3/201,
D3/215, 217, 218, 226, 238, 247, 254, 257,
D3/270, 272, 273, 276, 295, 303, 307; D6/407,
D6/408, 475, 626-635, 308; D9/420, 337,
D9/424, 445, 454; D21/385; D27/18; D28/38,
D28/83; 206/18, 307, 307.1, 308.1, 308.2,
206/308.3, 309-313, 445, 749; 312/902,
312/9.9, 9.48, 9.55, 9.64, 9.47, 9.53, 328;
379/355; 383/18

See application file for complete search history.

(56) **References Cited**

U.S. PATENT DOCUMENTS

D78,526 S * 5/1929 Marcell D28/78
D255,038 S * 5/1980 Itakura D21/385
4,574,423 A 3/1986 Ito et al. 16/85
4,615,445 A * 10/1986 Stocchiero 206/308.3
4,697,673 A 10/1987 Omata 188/291
4,756,053 A * 7/1988 Madden et al. 16/223
4,778,228 A 10/1988 Ackeret 312/12
5,176,250 A * 1/1993 Cheng 206/748

D333,382 S * 2/1993 Cheng D6/634
5,246,107 A 9/1993 Long et al. 206/309
D343,730 S * 2/1994 Taylor D6/630
5,322,162 A * 6/1994 Melk 206/310
5,344,037 A 9/1994 Favre 220/264
D351,727 S * 10/1994 Tarozzi D3/276
D354,653 S * 1/1995 Melk D6/632
D358,055 S * 5/1995 Long et al. D6/632

(Continued)

FOREIGN PATENT DOCUMENTS

AU WO 96/32719 10/1996

(Continued)

Primary Examiner—Celia A. Murphy

(74) *Attorney, Agent, or Firm*—Cislo & Thomas, LLP

(57) **CLAIM**

The ornamental design for a CD case, as shown and described herein.

DESCRIPTION

FIG. 1 is a of a CD case showing my new design in a partially open position;

FIG. 2. Is a perspective view thereof shown in a closed configuration as are FIGS. 3-7 below;

FIG. 3. Is a right side view thereof;

FIG. 4. Is a left side view thereof;

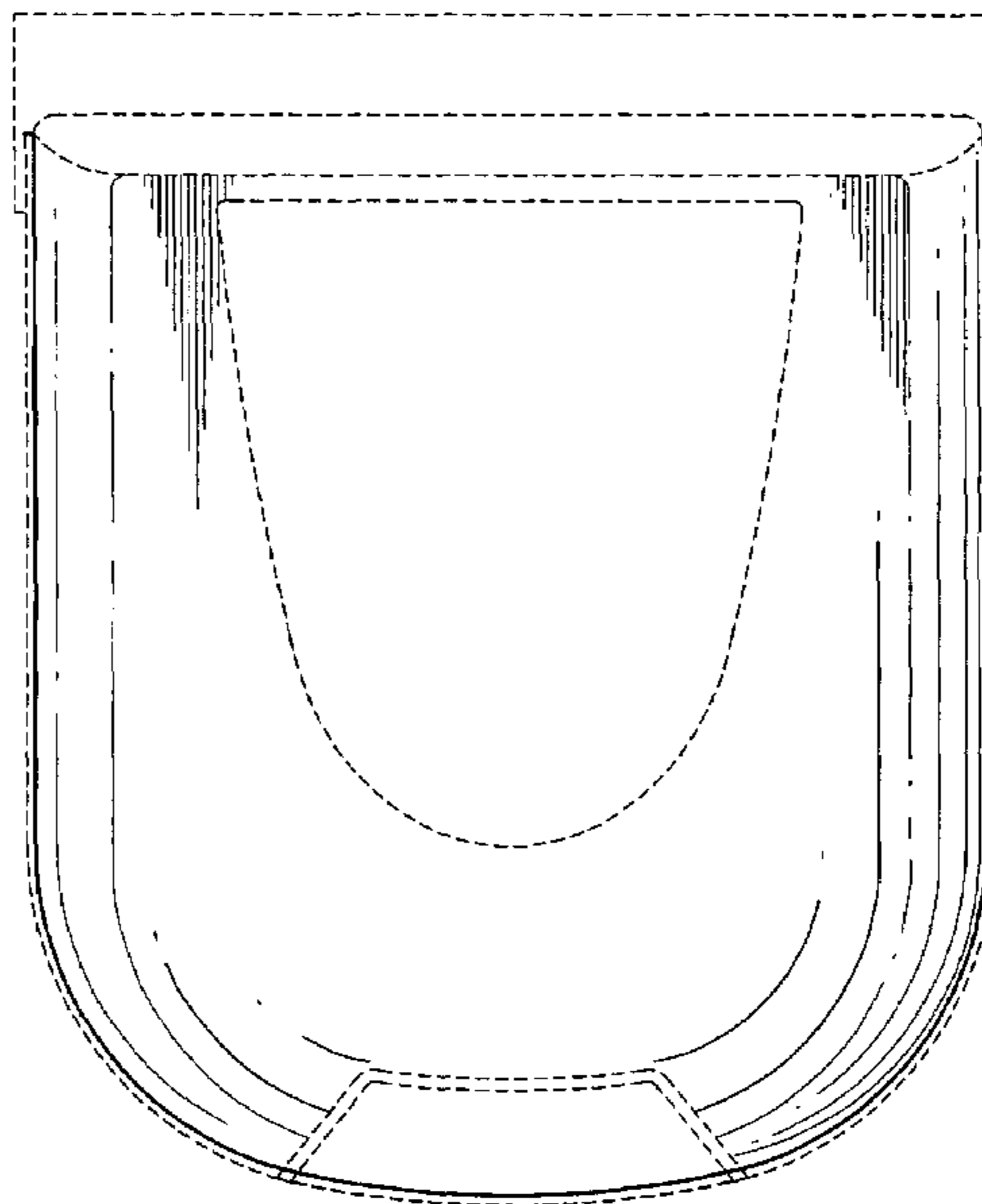
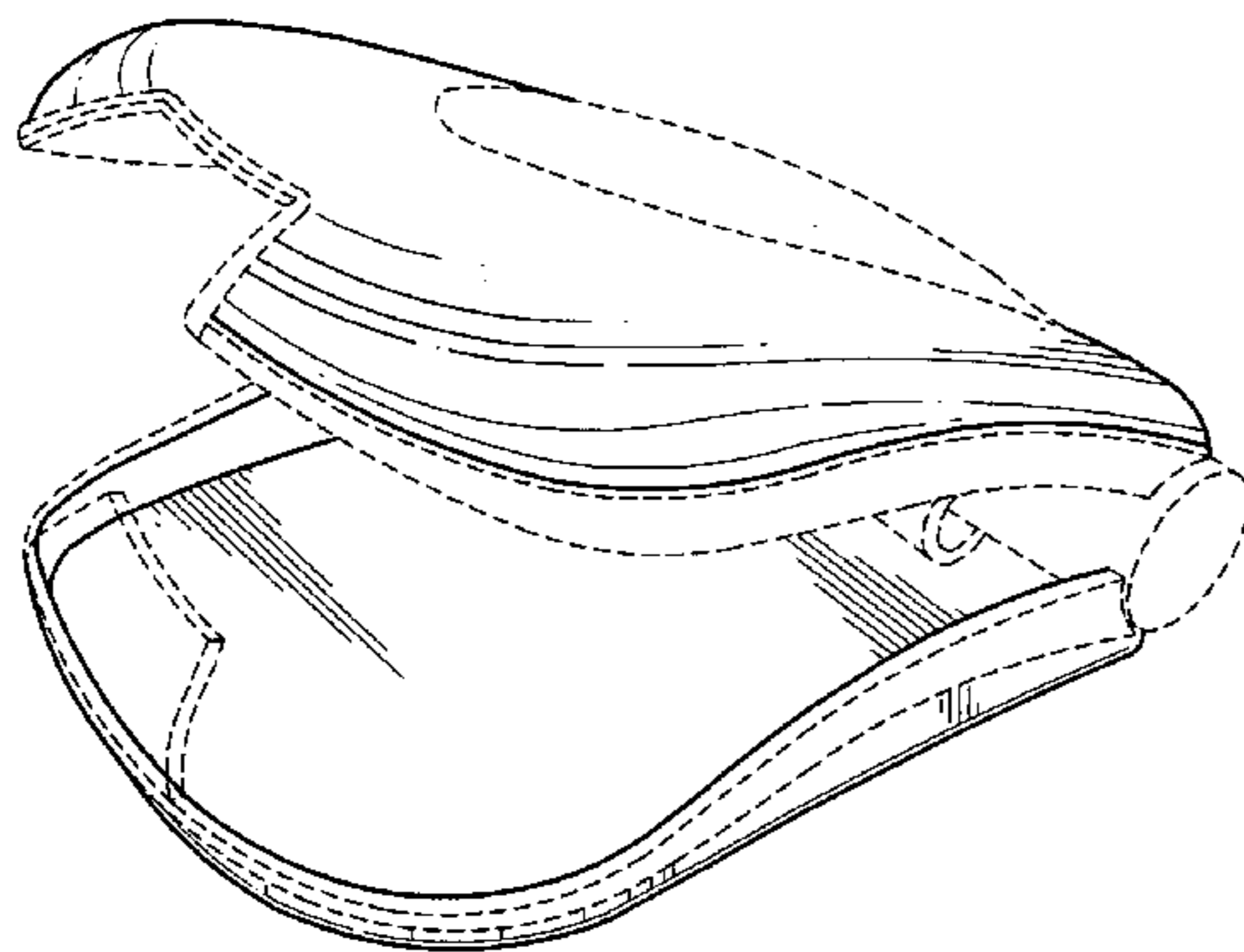
FIG. 5. is a top view thereof;

FIG. 6 is a front view thereof; and,

FIG. 7. Is a bottom view thereof.

The broken lines shown on the surface of the claimed design in FIGS. 1-6 define the boundaries of the design. The broken lines and the areas within them, form no part of the claim.

1 Claim, 4 Drawing Sheets



US D557,052 S

Page 2

U.S. PATENT DOCUMENTS

5,590,767 A * 1/1997 Li 206/308.1
5,609,249 A * 3/1997 Cheng 206/308.1
D378,721 S * 4/1997 Ramsey et al. D6/634
D385,454 S * 10/1997 Marsilio et al. D6/634
5,695,054 A * 12/1997 Weisburn et al. 206/308.1
5,697,498 A * 12/1997 Weisburn et al. 206/308.1
5,715,938 A * 2/1998 Cheris et al. 206/308.1
D401,463 S * 11/1998 Cheris et al. D6/634
5,906,274 A 5/1999 McEwan 206/308.1
D410,672 S * 6/1999 Chu D18/2
D414,977 S 10/1999 Hales et al. D6/631
6,024,215 A 2/2000 Leung 206/308.1
6,082,836 A 7/2000 Marshall et al. 312/9.57
6,085,384 A 7/2000 Bivens 16/54
D437,521 S 2/2001 Leung D6/635
6,184,788 B1 * 2/2001 Middlemiss et al. 340/568.7
6,195,431 B1 2/2001 Middleton 379/433
D448,375 S * 9/2001 Walters et al. D14/368
6,301,747 B1 10/2001 Parein 16/260
D452,939 S * 1/2002 Lai D28/77
D462,224 S * 9/2002 Bellin et al. D6/632

D462,561 S 9/2002 Bellin et al. D6/634
D468,199 S * 1/2003 Lambelet et al. D9/423
D477,745 S * 7/2003 Shamoan D6/632
D479,429 S * 9/2003 Chan D6/635
D484,352 S * 12/2003 Palmer D6/632
6,659,272 B2 * 12/2003 Bellin et al. 206/232
D484,732 S * 1/2004 Dardashti D6/634
6,922,869 B2 * 8/2005 Bivens et al. 16/54
D528,546 S * 9/2006 Yamano D14/425
D535,184 S * 1/2007 Tanner D9/422
D536,961 S * 2/2007 Tanner D9/424
D539,284 S * 3/2007 Yamano et al. D14/425
7,191,899 B2 * 3/2007 Garcia et al. 206/308.1
D541,282 S * 4/2007 Yamano et al. D14/425
2002/0069483 A1 6/2002 Savolainen et al. 16/308
2003/0010664 A1 * 1/2003 Bellin et al. 206/425
2005/0218016 A1 * 10/2005 Garcia et al. 206/308.1

FOREIGN PATENT DOCUMENTS

FR 1 213 640 A2 6/2002

* cited by examiner

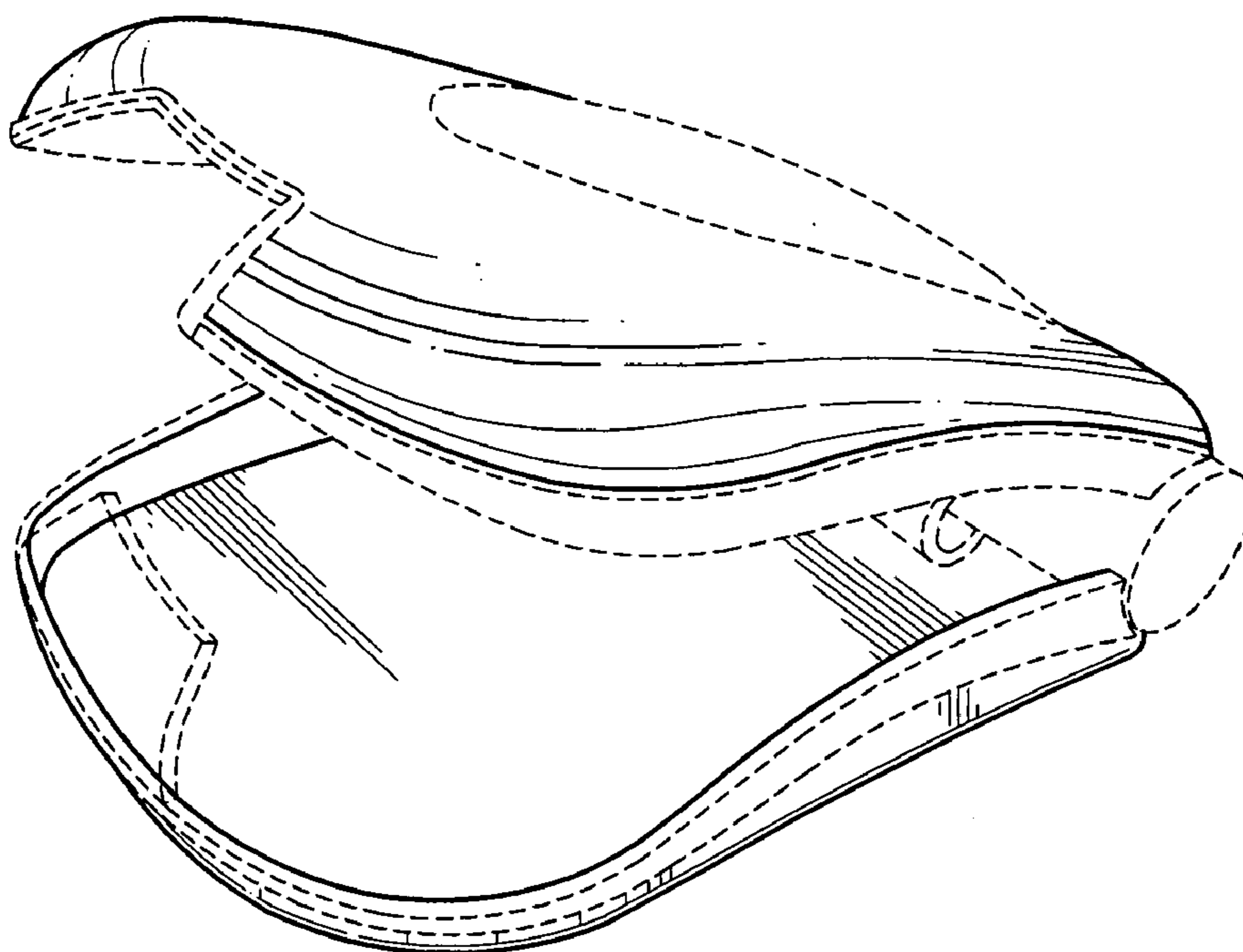


FIG. 1

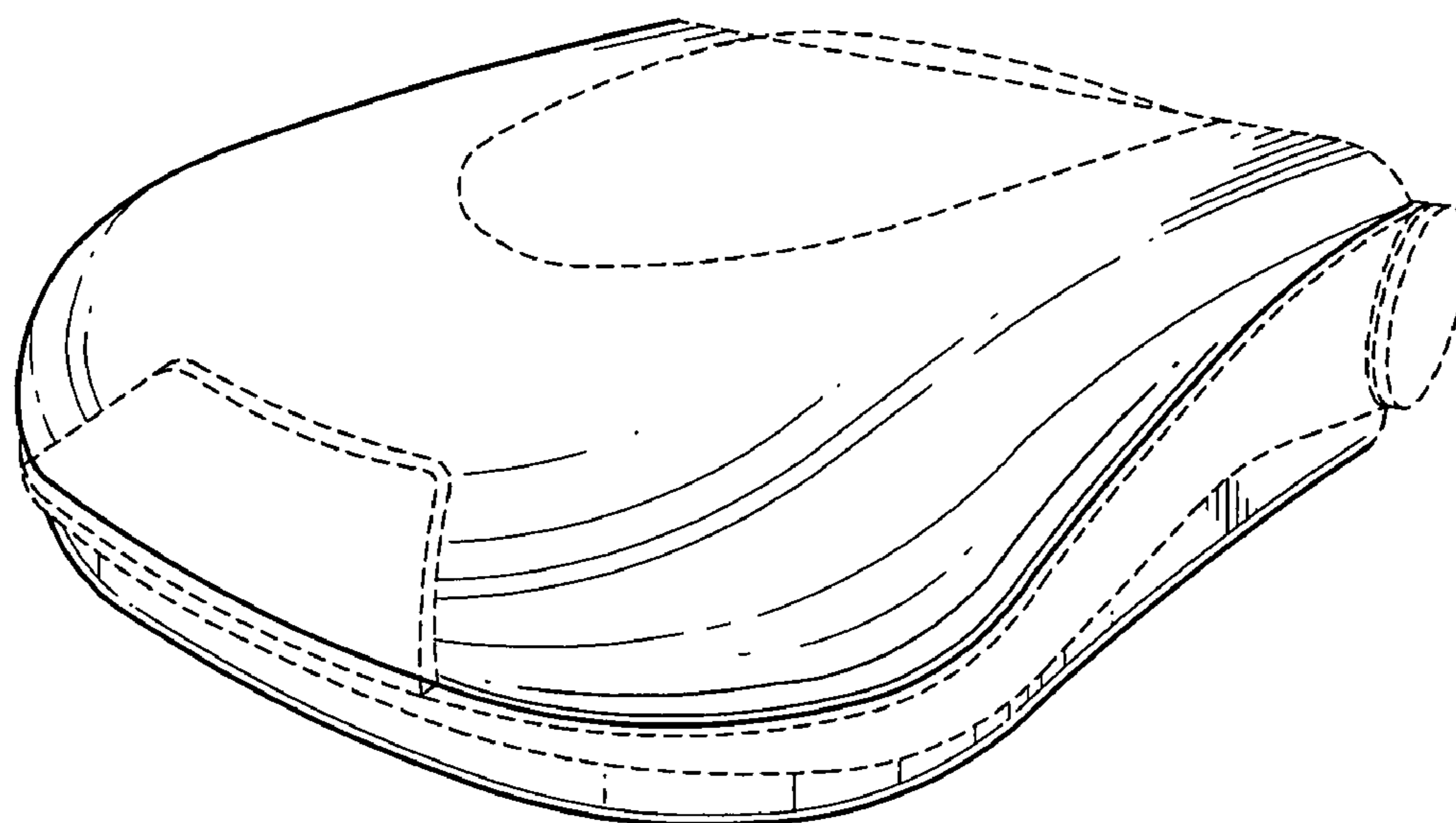


FIG. 2

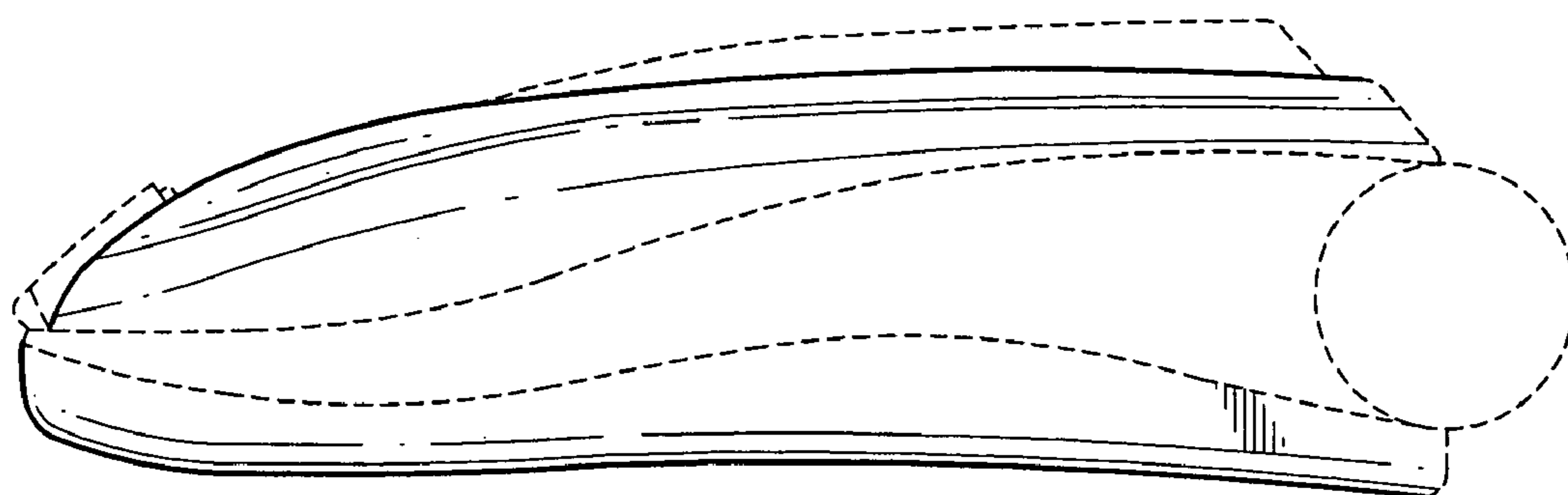


FIG. 3

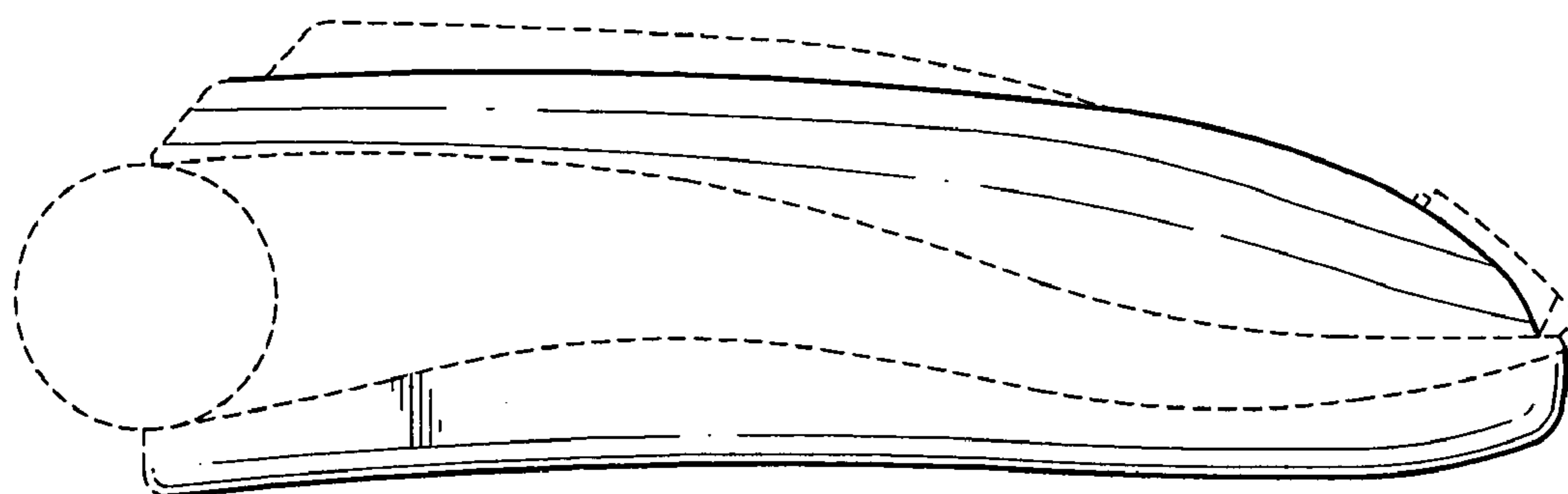


FIG. 4

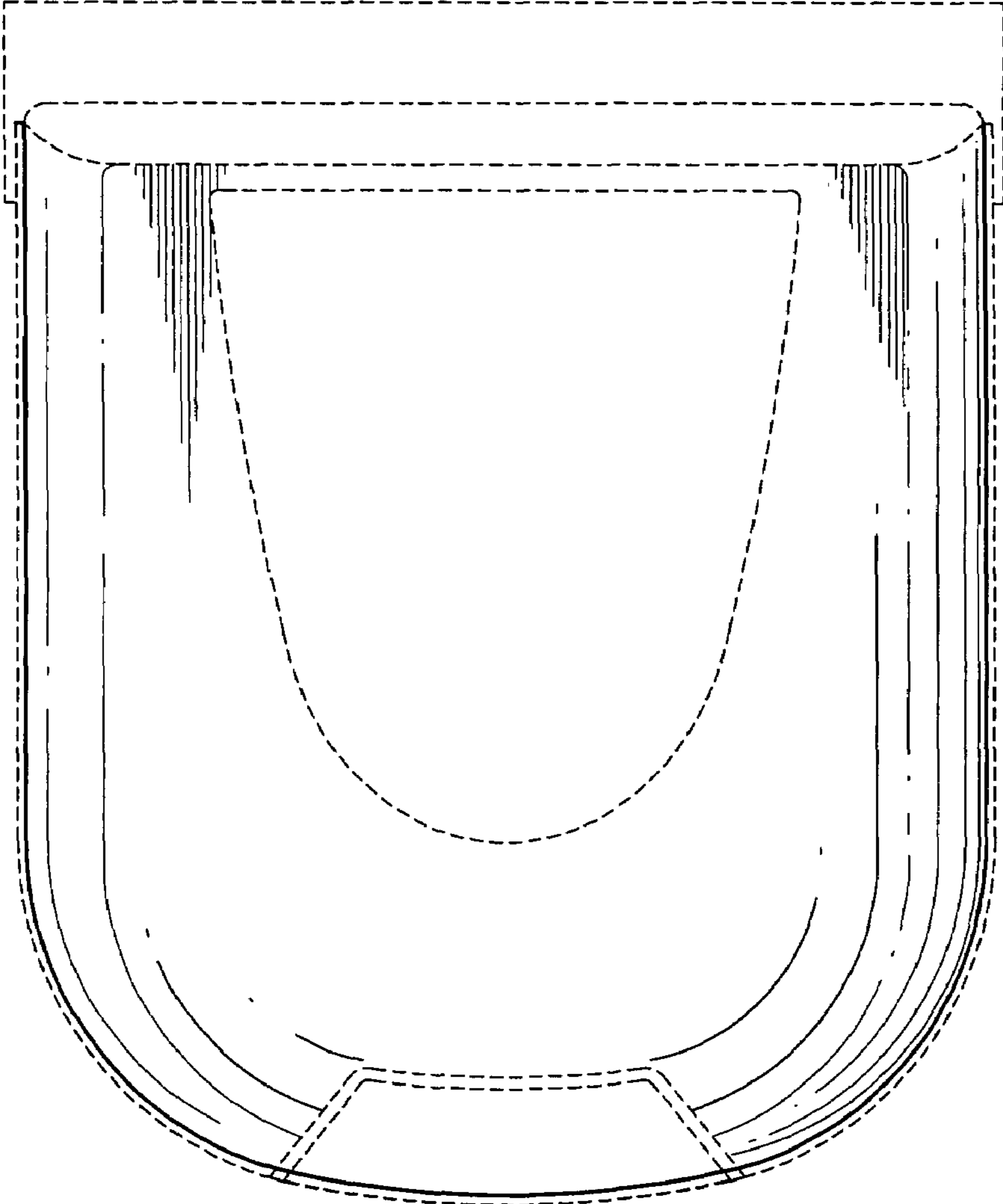


FIG. 5

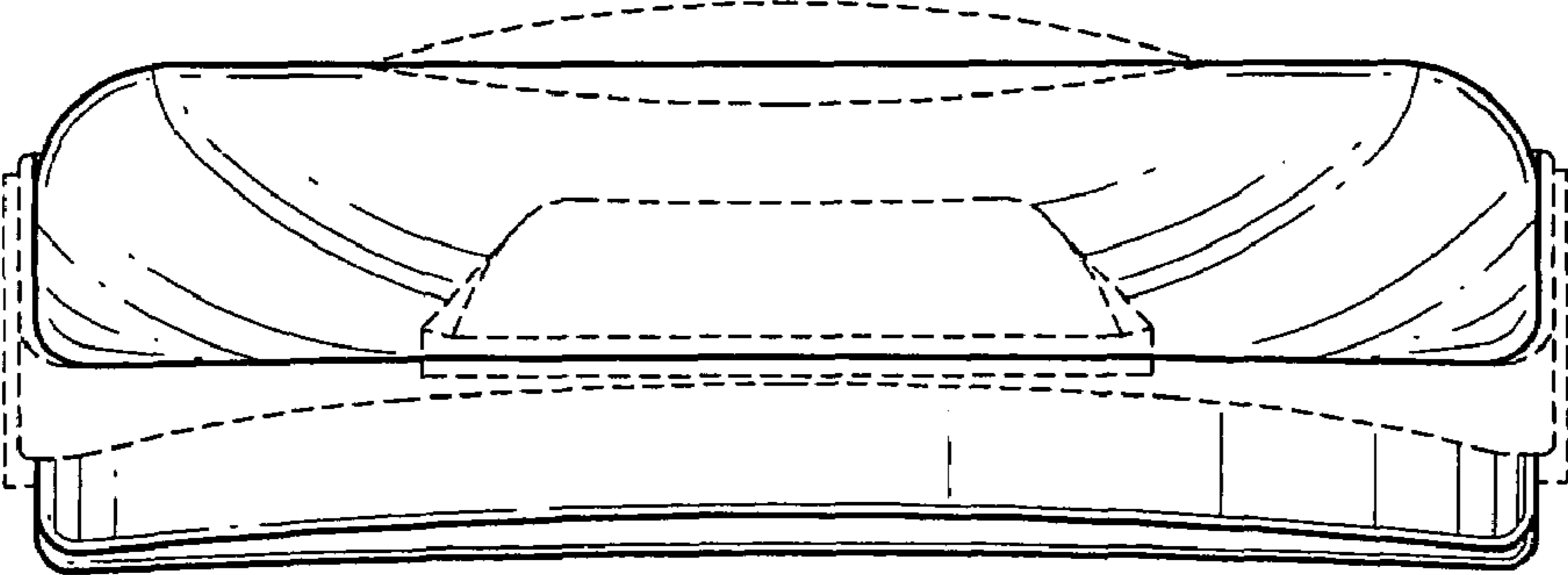


FIG. 6

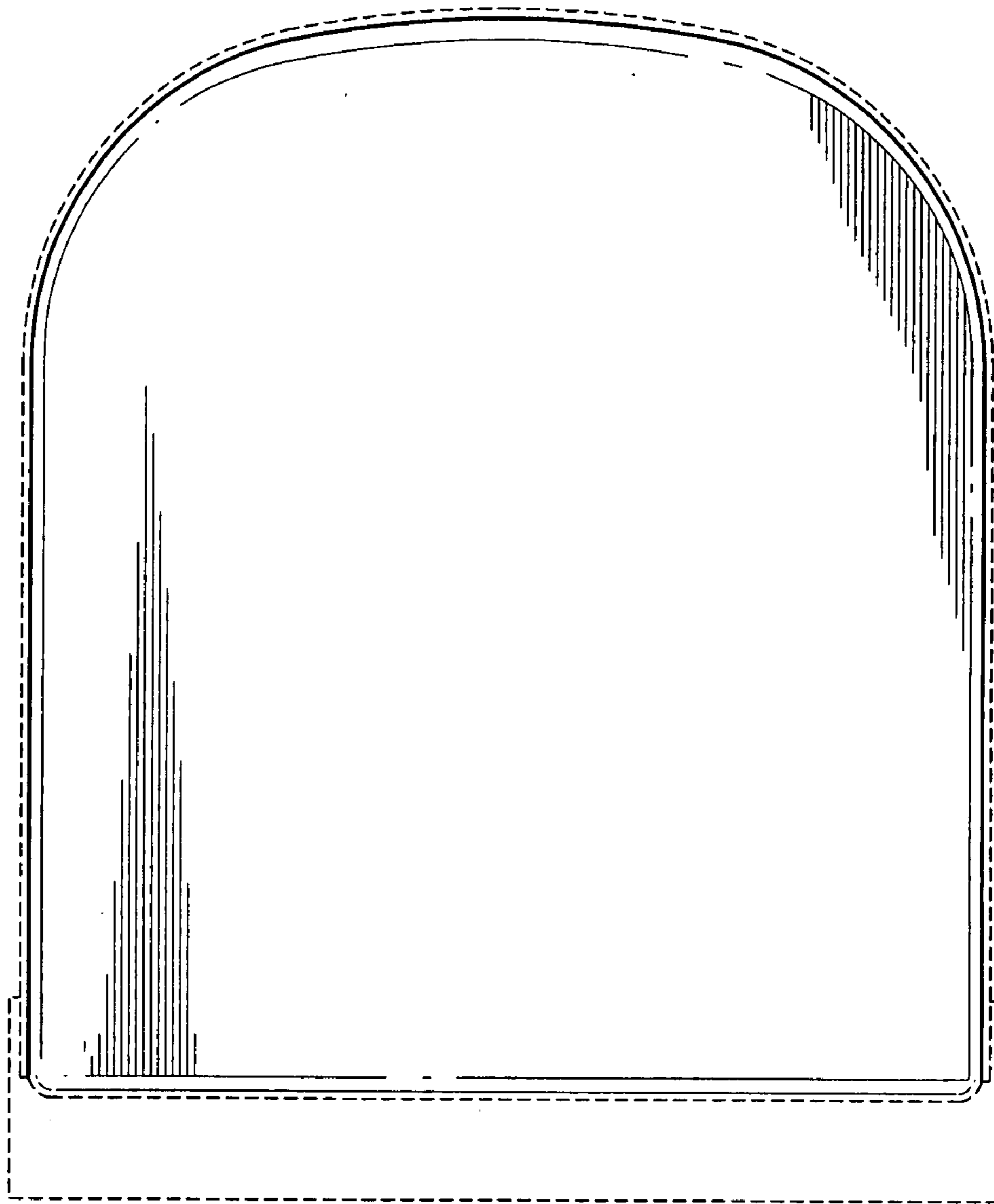


FIG. 7