

US00D557039S

(12) **United States Design Patent** (10) **Patent No.:** **US D557,039 S**
Domack et al. (45) **Date of Patent:** **** Dec. 11, 2007**

(54) **DRESSER**

Ashley B427-31 dresser, prior to Mar. 13, 2005.

(75) Inventors: **Randy D. Domack**, Trempealeau, WI
(US); **Terry A. Everson**, Blair, WI
(US)

* cited by examiner

(73) Assignee: **Ashley Furniture Industries, Inc.**,
Arcadia, WI (US)

Primary Examiner—Cathron C. Brooks

(74) *Attorney, Agent, or Firm*—Patterson, Thuente, Skaar &
Christensen, P.A.

(**) Term: **14 Years**

(57) **CLAIM**

(21) Appl. No.: **29/255,813**

We claim the ornamental design for dresser, as shown and
described.

(22) Filed: **Mar. 13, 2006**

(51) **LOC (8) Cl.** **06-04**

DESCRIPTION

(52) **U.S. Cl.** **D6/446**

(58) **Field of Classification Search** D6/434,
D6/435, 441, 444–446, 436–439; 312/204,
312/224, 238

See application file for complete search history.

FIG. 1 is a perspective view of a dresser according to the
invention.

FIG. 2 is an overhead view of a dresser according to the
invention.

(56) **References Cited**

FIG. 3 is a front view of a dresser according to the invention;
and,

U.S. PATENT DOCUMENTS

D158,431 S * 5/1950 Bevelacqua D6/446
D374,784 S * 10/1996 Brunner et al. D6/445
D488,640 S * 4/2004 Domack D6/446


FIG. 4 is an end view of a dresser according to the invention,
the opposite end being a mirror-image thereto.

OTHER PUBLICATIONS

The dashed lines showing knobs and handles are for illus-
trative purposes only and form no part of the claimed design.

Ashley Product Catalog, Spring 2005, vol. 7, Series 1, York Street,
B426-31-36-46-67-64-93, p. 128.

1 Claim, 2 Drawing Sheets



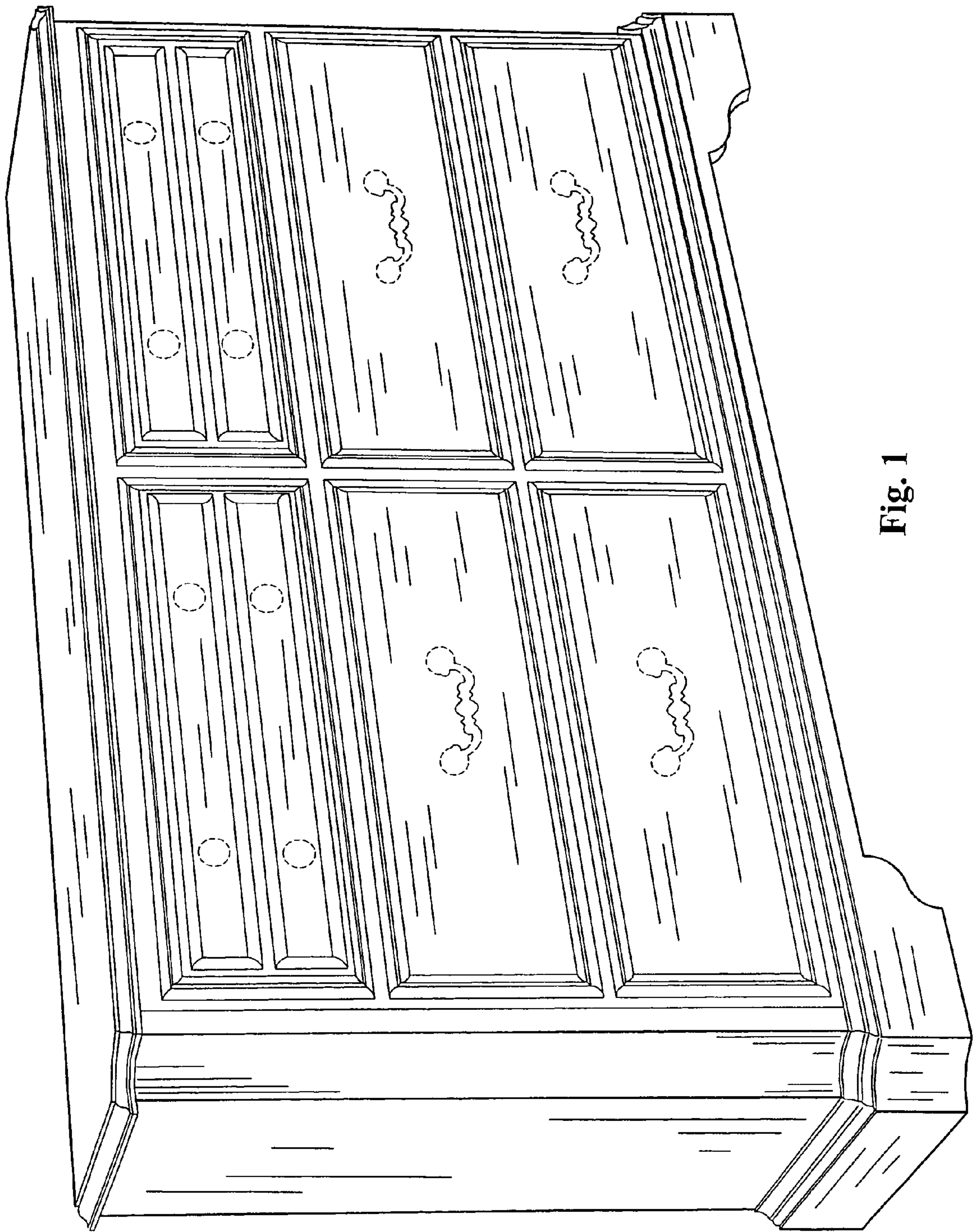


Fig. 1




Fig. 2

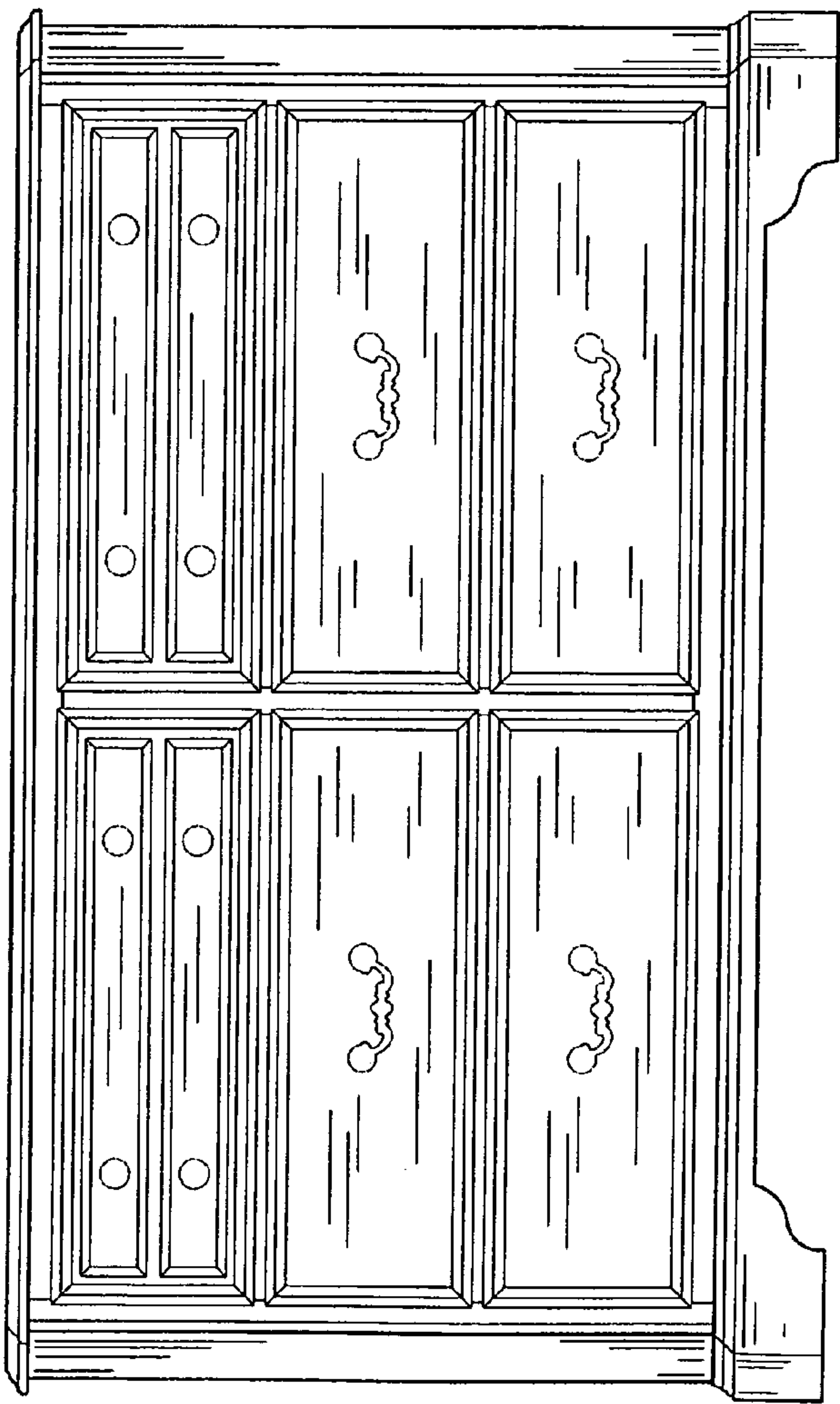


Fig. 3




Fig. 4