



US00D557034S

(12) **United States Design Patent**
Wells

(10) **Patent No.:** **US D557,034 S**

(45) **Date of Patent:** **** Dec. 11, 2007**

(54) **CABINETRY DISPLAY**

D481,883 S * 11/2003 Richardson et al. D6/396
D481,884 S * 11/2003 Richardson et al. D6/396
D529,590 S * 10/2006 Kook D23/286

(75) Inventor: **Andy Wells**, Jasper, IN (US)

* cited by examiner

(73) Assignee: **MasterBrand Cabinets, Inc.**, Jasper, IN (US)

Primary Examiner—Janice E. Seeger

Assistant Examiner—Sydney R. Buffalow

(**) Term: **14 Years**

(74) *Attorney, Agent, or Firm*—Calfee, Halter, & Griswold LLP

(21) Appl. No.: **29/265,351**

(22) Filed: **Aug. 30, 2006**

(57) **CLAIM**

(51) **LOC (8) Cl.** **06-04**

The ornamental design for a cabinetry display, as shown and described.

(52) **U.S. Cl.** **D6/396**

(58) **Field of Classification Search** D6/396,
D6/397, 402, 409, 436, 437, 470, 471, 449,
D6/505, 433, 469, 432, 445; D23/271, 286;
D34/1; 211/85.26, 168, 45, 13.1, 47; 312/117,
312/118, 140.1, 204, 34.1, 107; D20/19
See application file for complete search history.

DESCRIPTION

(56) **References Cited**

U.S. PATENT DOCUMENTS

D40,700 S * 5/1910 Kurz D6/471
D76,888 S * 11/1928 Norvelle D6/433
D107,551 S * 12/1937 Sakier D23/271
D179,655 S * 2/1957 Piotraschke D6/397
D179,656 S * 2/1957 Piotraschke D23/271
D221,493 S * 8/1971 Stephens, Jr. D6/469
D272,304 S * 1/1984 Palermo et al. D6/432
D282,986 S * 3/1986 Keller D6/397
D383,278 S * 9/1997 Jennings D34/1
D412,418 S * 8/1999 Zaidman D6/505
D429,427 S * 8/2000 Melillo et al. D6/436
D435,363 S * 12/2000 Felsenthal D6/445
D481,882 S * 11/2003 Richardson et al. D6/396

FIG. 1 is a perspective view of a cabinetry display of the new design;

FIG. 2 is a front elevational view of the cabinetry display of FIG. 1;

FIG. 3 is a rear elevational view of the cabinetry display of FIG. 1;

FIG. 4 is a left side elevational view of the cabinetry display of FIG. 1;


FIG. 5 is a right side elevational view of the cabinetry display of FIG. 1;

FIG. 6 is a top plan view of the cabinetry display of FIG. 1; and,

FIG. 7 is a bottom plan view of the cabinetry display of FIG. 1.

The portions of the Figures shown in broken lines are not part of the claimed design and are for illustration only.

1 Claim, 5 Drawing Sheets






FIG-1




FIG-2



FIG-3

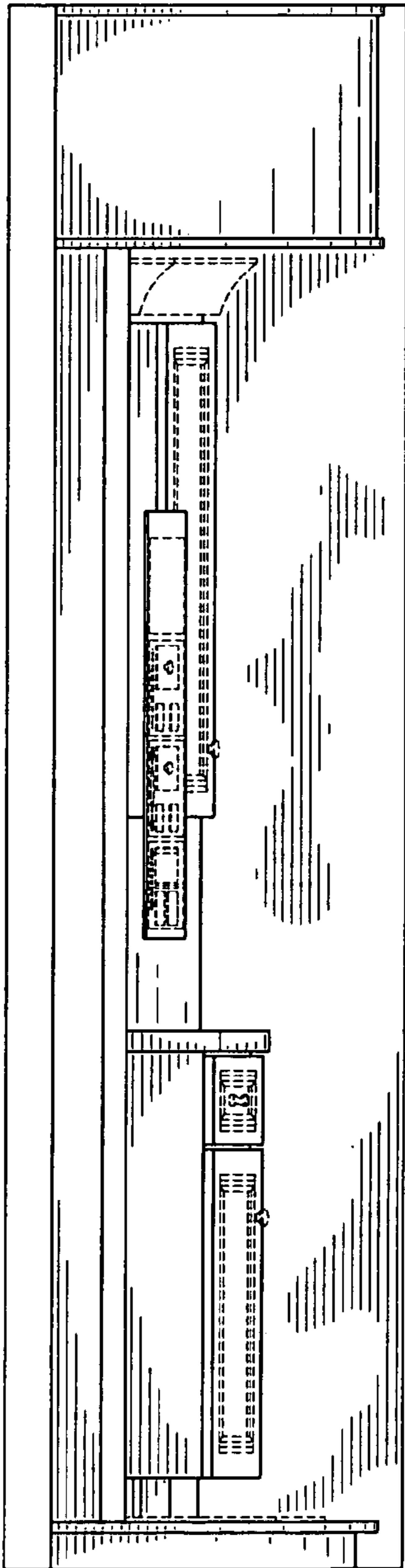


FIG-4




FIG-5

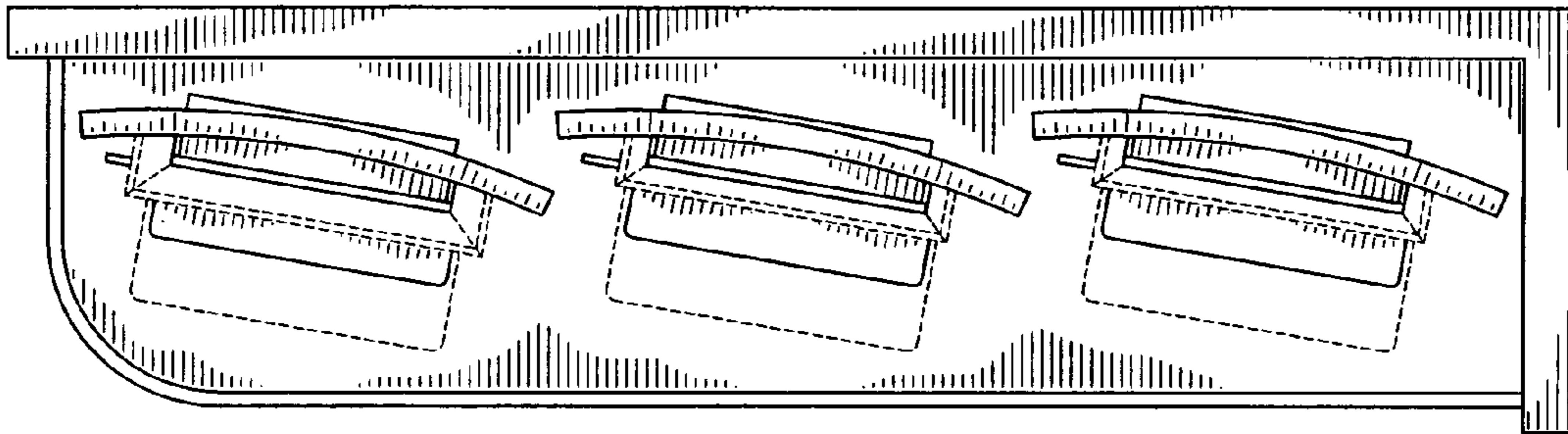


FIG-6

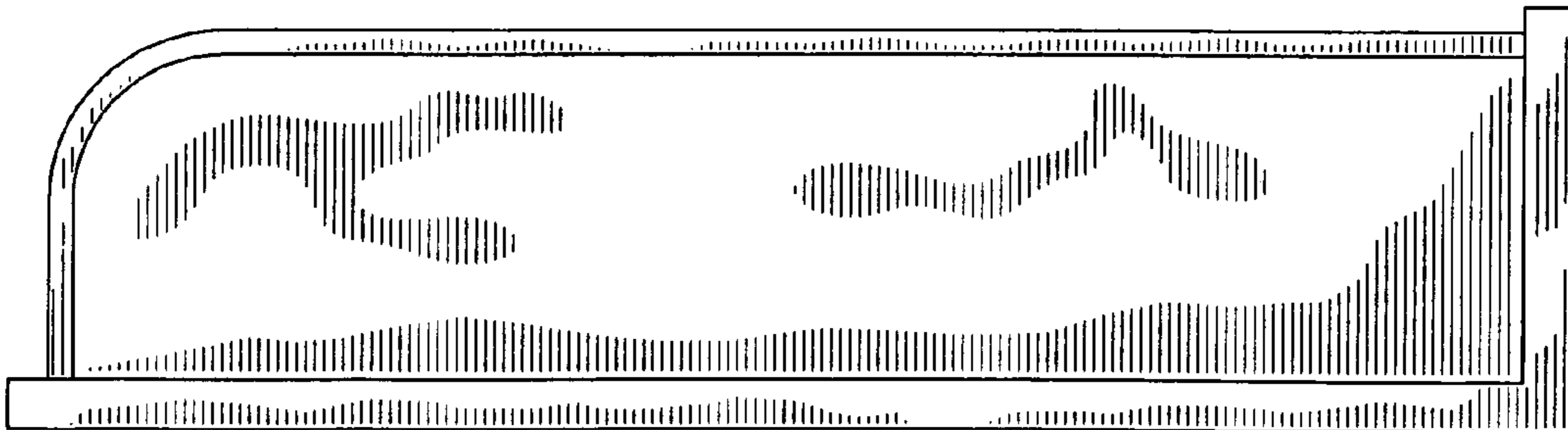


FIG-7