

US00D557033S

(12) **United States Design Patent**
De Blaay

(10) **Patent No.:** **US D557,033 S**

(45) **Date of Patent:** **** Dec. 11, 2007**

(54) **BED**

D505,035 S * 5/2005 Mohundro D6/505
D511,638 S * 11/2005 Mohundro D6/505
D511,915 S * 11/2005 Mohundro D6/505

(75) **Inventor:** **William E. De Blaay**, Manlius, NY
(US)

* cited by examiner

(73) **Assignee:** **L. & I. G. Stickley, Inc.**, Manlius, NY
(US)

Primary Examiner—Janice E. Seeger
(74) *Attorney, Agent, or Firm*—Bernhard P. Molldrem, Jr.

(**) **Term:** **14 Years**

(57) **CLAIM**

(21) **Appl. No.:** **29/243,904**

The ornamental design for a bed, as shown and described.

(22) **Filed:** **Dec. 1, 2005**

DESCRIPTION

Related U.S. Application Data

(63) Continuation-in-part of application No. 29/219,787,
filed on Dec. 22, 2004, now abandoned.

FIG. 1 is a front elevational view of a bed, showing my new design;

(51) **LOC (8) Cl.** **06-01**

(52) **U.S. Cl.** **D6/393**

(58) **Field of Classification Search** D6/382,
D6/388, 389, 393–395, 505–508; 5/53.1,
5/279.1, 280, 281, 310, 907

FIG. 2 is a side elevational view with the side rail shown broken away to indicate indeterminate length;

FIG. 3 is a top plan view thereof;

See application file for complete search history.

FIG. 4 is a cross-sectional view taken along line 4-4 in FIG. 1;

FIG. 5 is a cross-sectional view taken along line 5-5 in FIG. 4; and,

FIG. 6 is a cross-sectional view taken along line 6-6 in FIG. 5.

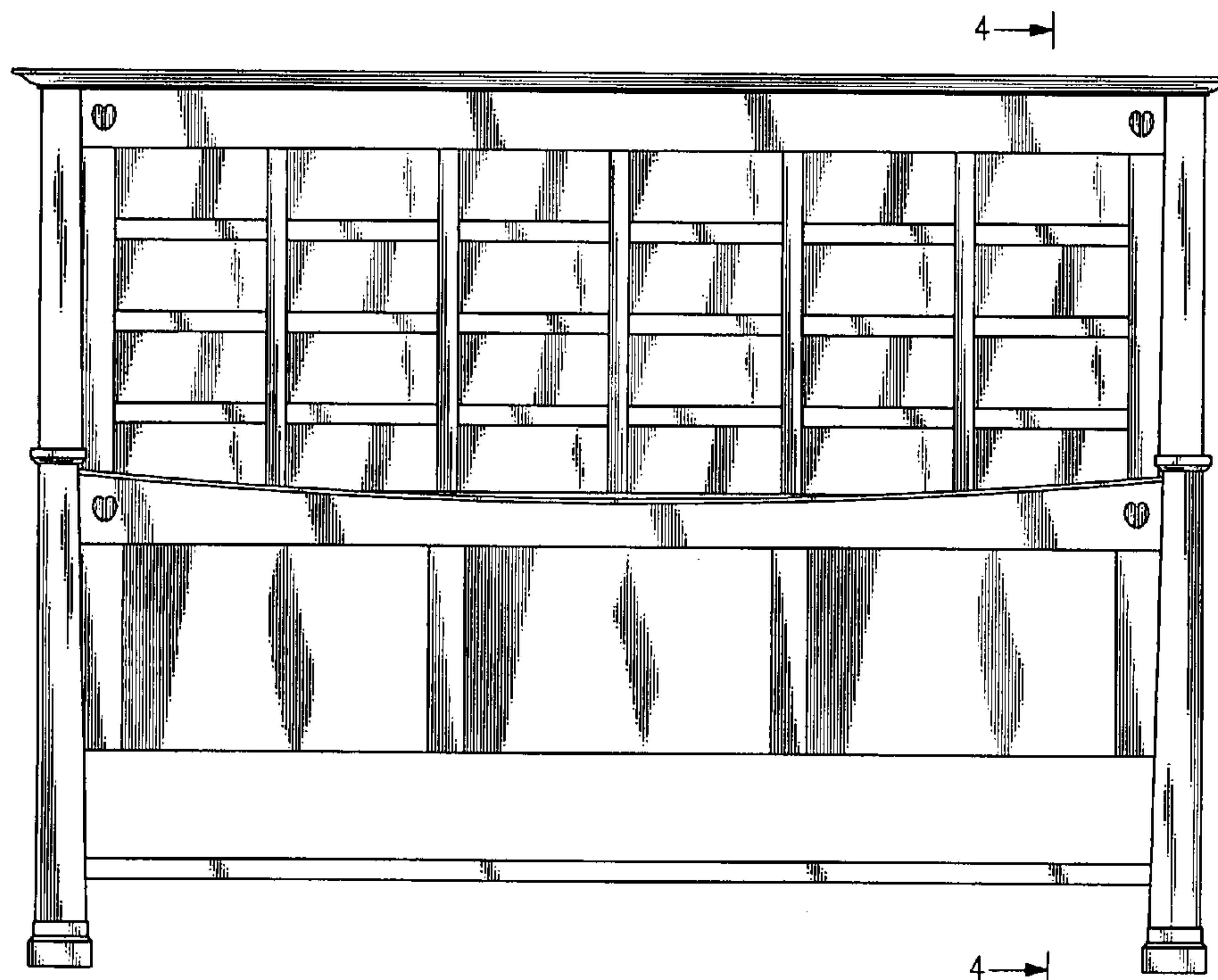
(56) **References Cited**

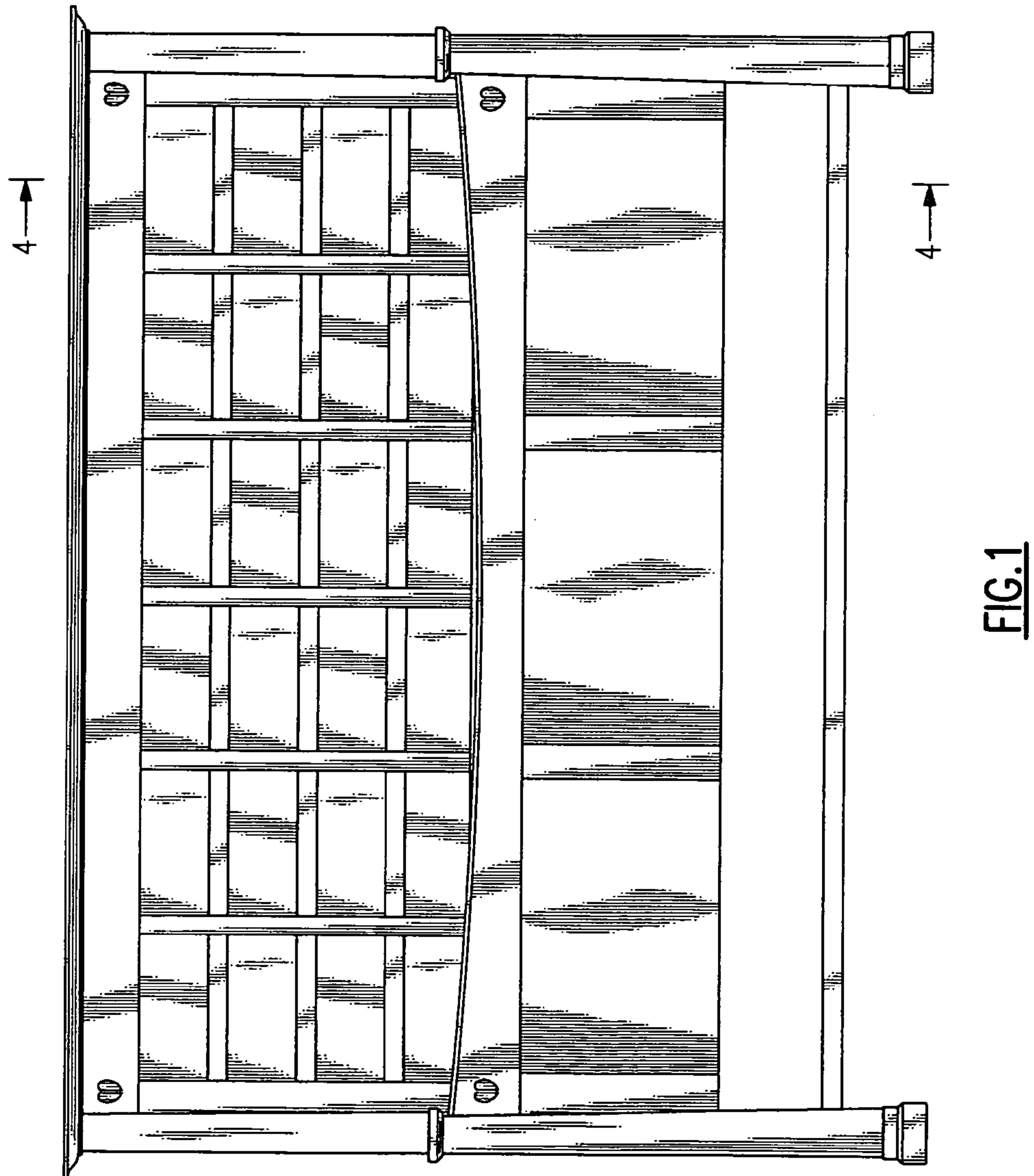
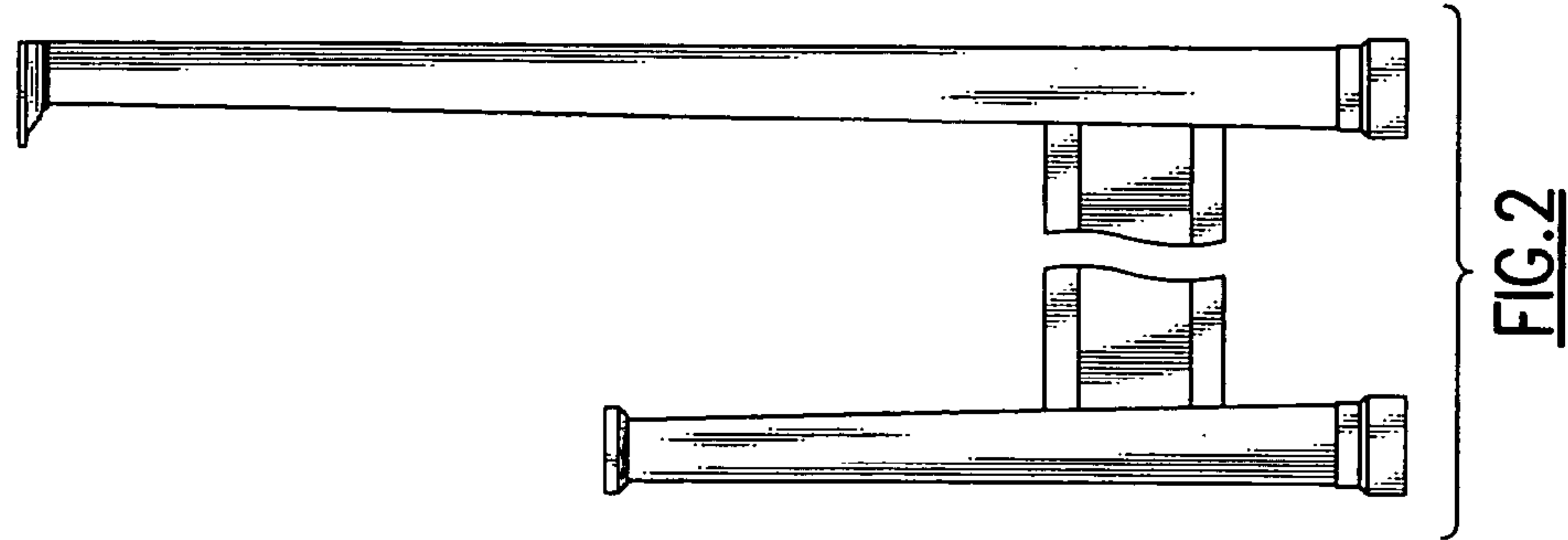
U.S. PATENT DOCUMENTS

D368,178 S * 3/1996 Walters et al. D6/393
D435,358 S * 12/2000 Gallien D6/393
D463,157 S * 9/2002 Lenger D6/393

The bottom and back of the bed do not form part of my design.

1 Claim, 3 Drawing Sheets





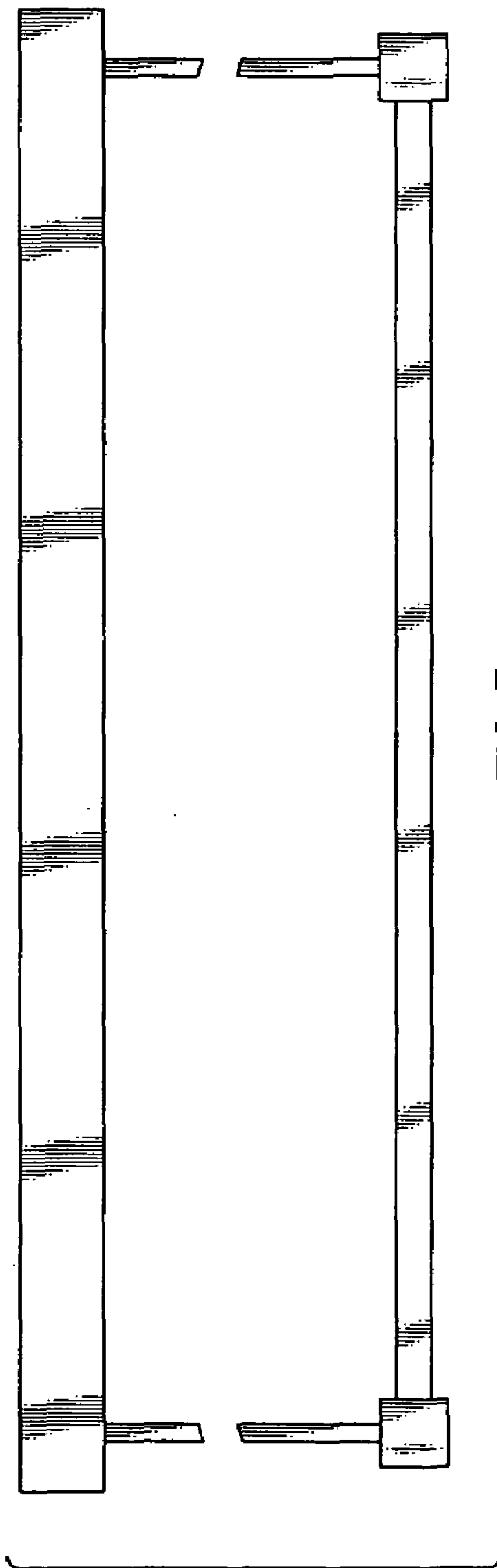


FIG. 3

