



US00D557020S

(12) **United States Design Patent**  
**Dovellos**

(10) **Patent No.:** **US D557,020 S**

(45) **Date of Patent:** **\*\* Dec. 11, 2007**

(54) **BRUSH HANDLE**

(75) Inventor: **Gus Dovellos**, Dyer, IN (US)

(73) Assignee: **Royal Brush Manufacturing, Inc.**,  
Merrillville, IN (US)

(\*\*) Term: **14 Years**

(21) Appl. No.: **29/220,914**

(22) Filed: **Jan. 6, 2005**

(51) **LOC (8) Cl.** ..... **04-04**

(52) **U.S. Cl.** ..... **D4/138**

(58) **Field of Classification Search** ..... D4/132,  
D4/135, 138; 15/143.1, 159.1, 160, 166,  
15/168, 174, 175, 191.1, 192-195; 16/110.1,  
16/430, 431, DIG. 12, DIG. 19; D24/133,  
D24/152, 154; D7/393, 395, 401.2; D8/107;  
D19/45, 47, 48, 51; 81/177.1, 489  
See application file for complete search history.

(56) **References Cited**

**U.S. PATENT DOCUMENTS**

68,022 A	8/1867	Wood
74,224 A	2/1868	Hergesheimer
141,287 A	7/1873	Orndorff
D13,618 S	2/1883	Schrag
376,540 A	1/1888	Mcquide
D20,006 S	7/1890	Lessard
857,239 A	6/1907	Hawkins
902,292 A	10/1908	Harrison
907,850 A	12/1908	Mountford
D75,772 S	7/1928	Bloser
1,925,140 A	9/1933	Gardiner
D93,736 S	10/1934	Riddel
2,138,012 A	11/1938	Perr
2,147,310 A	2/1939	Morrison
2,236,194 A	3/1941	Lorber
D134,797 S	1/1943	Lubkin
D146,434 S	3/1947	Sandberg
2,674,759 A	4/1954	Solberg
D180,000 S	4/1957	Wilson
D181,180 S	10/1957	Bloser

2,861,371 A	11/1958	Leshik
3,031,708 A	5/1962	Smyth
3,186,765 A	6/1965	Gentoso
D204,449 S	4/1966	Zavodsky
3,609,051 A	9/1971	Braun
3,751,751 A	8/1973	Karl
3,924,287 A	12/1975	Brown
4,088,413 A	5/1978	Rossignol de la Ronde et al.
4,144,611 A	3/1979	Brown
D260,406 S	8/1981	Itoh
D269,445 S	6/1983	Krückel et al.
4,392,325 A	7/1983	Woronets

(Continued)

**FOREIGN PATENT DOCUMENTS**

BE 563991 6/1960

(Continued)

*Primary Examiner*—Cathron C. Brooks  
*Assistant Examiner*—Lavone D. Tabor  
(74) *Attorney, Agent, or Firm*—Brinks Hofer Gilson & Lione

(57) **CLAIM**

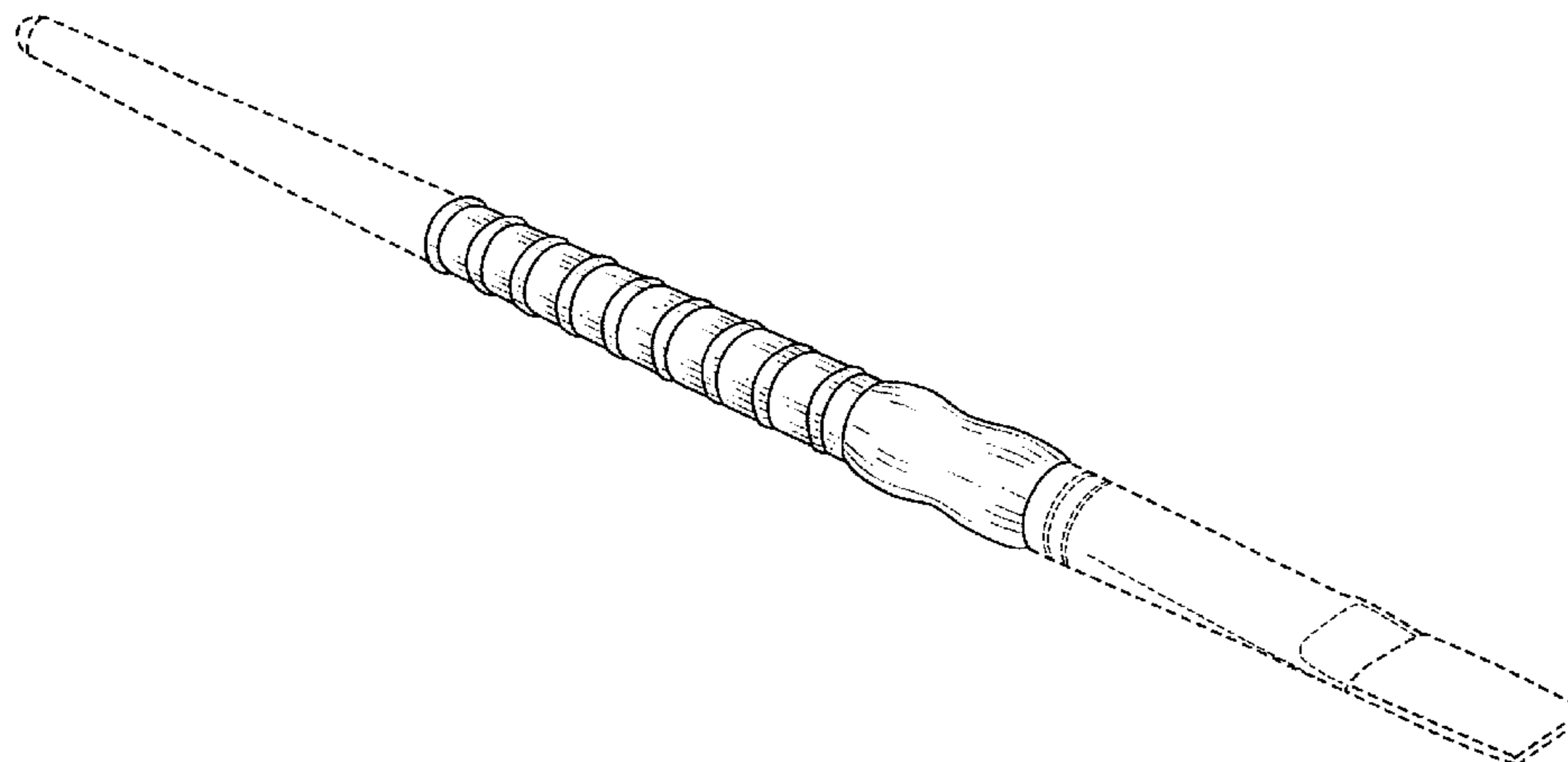
I claim the ornamental design for a brush handle, as shown and described.

**DESCRIPTION**

FIG. 1 is a side perspective view of a brush handle in accordance with the present invention;  
FIG. 2 is a top view thereof;  
FIG. 3 is a side view thereof;  
FIG. 4 is a brush end view thereof; and,  
FIG. 5 is a handle end view thereof.

The ornamental design which is claimed is shown in solid lines in the drawings. Any broken lines in the drawings are for illustrative purposes only and form no part of the claimed design.

**1 Claim, 2 Drawing Sheets**



# US D557,020 S

Page 2

## U.S. PATENT DOCUMENTS

4,471,507	A	9/1984	Schwartz
D279,729	S	7/1985	Polanish
4,590,637	A	5/1986	Marino
D297,889	S	10/1988	Ries et al.
D311,455	S	10/1990	Snipes
5,001,803	A	3/1991	Discko, Jr.
5,150,495	A	9/1992	Discko, Jr. et al.
5,220,702	A	6/1993	Howell et al.
D338,915	S	8/1993	Willat
5,323,505	A	6/1994	Montabaur et al.
D351,065	S	10/1994	Lee
D357,585	S	4/1995	Mollack
D361,435	S	8/1995	Joseph
D362,550	S	9/1995	Narubin
D363,307	S	10/1995	Shikuwa
5,542,144	A	8/1996	Forsline
D376,049	S	12/1996	Harris et al.
D377,051	S	12/1996	Takemura
D378,323	S	3/1997	Lee
D379,227	S	5/1997	Rosen
D380,615	S	7/1997	Roberts
D384,817	S	10/1997	Narubin et al.
5,689,872	A	11/1997	Forsline
D392,103	S	3/1998	Zaccheria
D396,131	S	7/1998	Wiggins
5,800,751	A	9/1998	Barker
5,836,036	A	11/1998	Ivory
5,913,348	A	6/1999	Horton
5,920,943	A	7/1999	Barker
D414,343	S	9/1999	Isaacson
D416,688	S	11/1999	Baltierra
5,991,956	A	11/1999	Chapman
6,012,194	A	1/2000	Eshbach et al.
6,032,322	A	3/2000	Forsline

D427,777	S	7/2000	Kim	
6,138,313	A	10/2000	Barton et al.	
6,145,151	A	11/2000	Herron et al.	
D435,349	S	12/2000	Kim	
D436,449	S	1/2001	Baltierra	
D439,415	S	3/2001	Mink et al.	
6,202,241	B1	3/2001	Hassell et al.	
D441,537	S	5/2001	Tapley et al.	
6,314,605	B1	11/2001	Solanki et al.	
6,367,113	B1	4/2002	Usui	
D458,761	S	6/2002	Mason et al.	
6,421,867	B1	7/2002	Weihrauch	
6,438,786	B2	8/2002	Harada	
D463,136	S	9/2002	Mink	
D471,018	S	3/2003	Mink	
D480,217	S	10/2003	Mink	
6,726,789	B1	4/2004	Weihrauch	
D492,723	S	7/2004	Kuo Chiang	
D495,002	S	8/2004	Sung	
D523,082	S	6/2006	Tatic	
2002/0066151	A1*	6/2002	Parker et al.	15/172
2005/0226675	A1	10/2005	Kwan et al.	
2005/0279230	A1	12/2005	Lee	
2006/0117509	A1*	6/2006	Mason	15/143.1

## FOREIGN PATENT DOCUMENTS

DE	35 23 175	C2	1/1987
DE	196 46 723	C2	5/1998
FR	1494582		7/1967
FR	2642283		8/1990
FR	2 784 014	A1	4/2000
GB	351858		7/1931
JP	8-19424		1/1996

\* cited by examiner

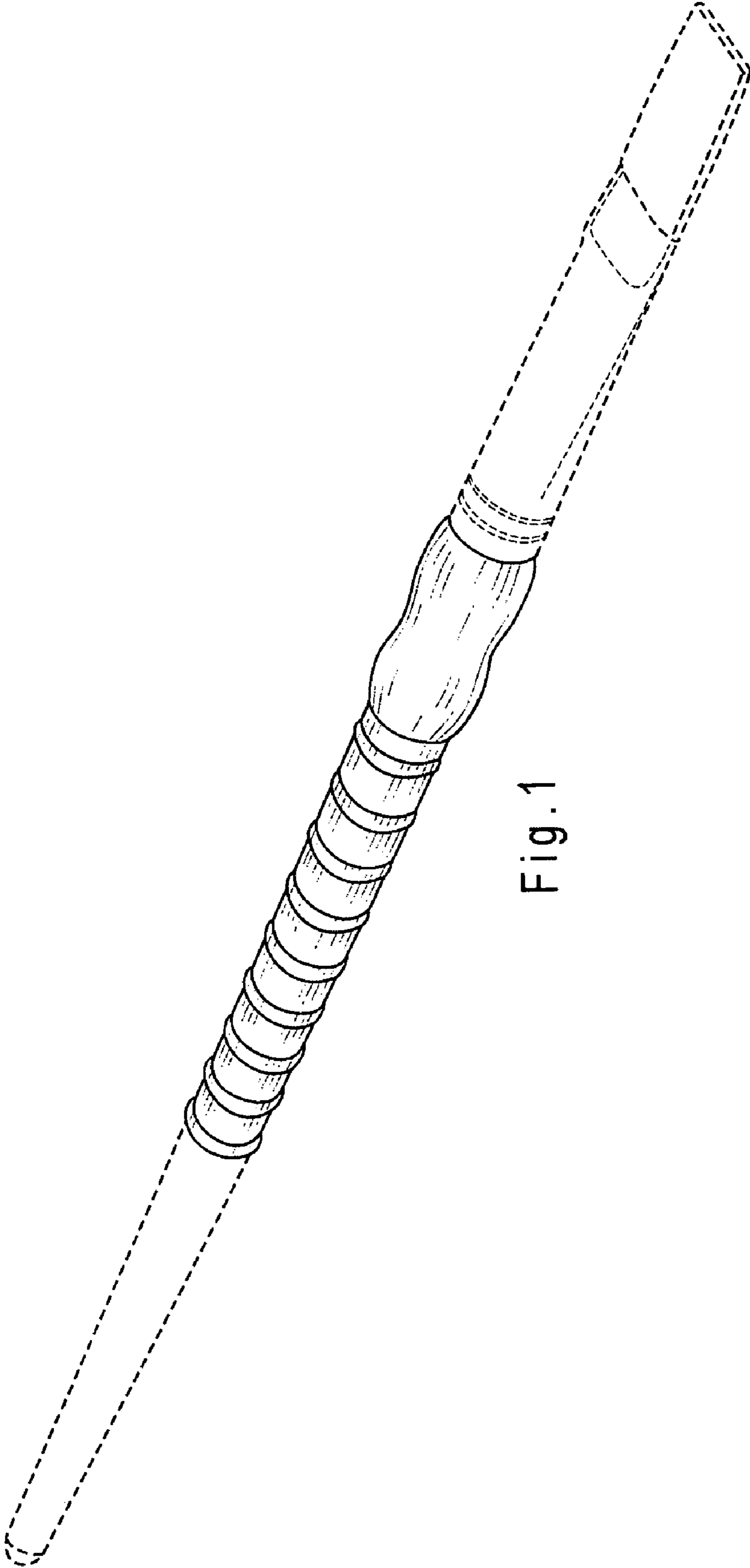


Fig. 1

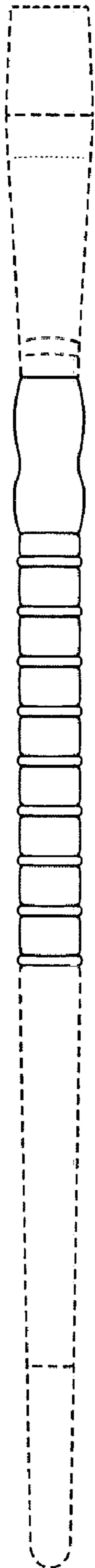


Fig. 2




Fig. 3

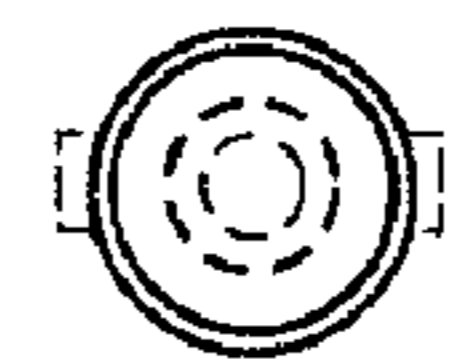


Fig. 4



Fig. 5