



US00D557004S

(12) **United States Design Patent**
Guers-Neyrud

(10) **Patent No.:** **US D557,004 S**
(45) **Date of Patent:** **** Dec. 11, 2007**

(54) **FOOTWEAR**

(75) Inventor: **Elisabeth Guers-Neyrud**, Paris (FR)

(73) Assignee: **J. Choo Limited**, London (GB)

(**) Term: **14 Years**

(21) Appl. No.: **29/271,660**

(22) Filed: **Jan. 23, 2007**

(30) **Foreign Application Priority Data**

Jul. 28, 2006 (EM) 000572219

(51) **LOC (8) Cl.** **02-99**

(52) **U.S. Cl.** **D2/971**

(58) **Field of Classification Search** D2/916-918,
D2/925-945, 971; 36/1, 1.5, 11.5, 9 R
See application file for complete search history.

(56) **References Cited**

U.S. PATENT DOCUMENTS

D85,015 S *	9/1931	Troy	D2/930
D91,535 S	2/1934	Morali		
D92,238 S *	5/1934	Elkin	D2/933
D92,620 S *	6/1934	Morali	D2/932
D92,764 S *	7/1934	Miller	D2/937
D93,597 S *	10/1934	Apt	D2/932
D93,707 S *	10/1934	Elkin	D2/933
D93,789 S *	11/1934	Perugia	D2/934
D95,680 S	5/1935	Goodkind		
D95,861 S *	6/1935	Perugia	D2/932
D98,435 S *	2/1936	Holtz	D2/933
D101,256 S *	9/1936	Ludwig	D2/930
D108,126 S *	1/1938	Maling	D2/931
D110,960 S *	8/1938	Gilbert	D2/932
D131,839 S *	3/1942	Elkin	D2/932
D268,966 S *	5/1983	Smith	D2/916
D515,789 S	2/2006	Choi		
D525,415 S *	7/2006	Kelsey	D2/930

D526,769 S 8/2006 Choi

OTHER PUBLICATIONS

U.S. Appl. No. 29/271,745, filed Jan. 24, 2007.
Vintage Shoe, photograph received from client on Jan. 23, 2007.
* cited by examiner

Primary Examiner—Dominic Simone
(74) *Attorney, Agent, or Firm*—Fross Zelnick Lehrman & Zissu, P.C.; Lawrence E. Apolzon, Esq.

(57) **CLAIM**

The ornamental design for footwear, as shown and described.

DESCRIPTION

FIG. 1 is a front perspective view of a shoe showing my footwear design;
FIG. 2 is a left side view of the footwear shown in FIG. 1;
FIG. 3 is a right side view of the footwear shown in FIG. 1;
FIG. 4 is a front view of the footwear shown in FIG. 1;
FIG. 5 is a rear view of the footwear shown in FIG. 1;
FIG. 6 is a top view of the footwear shown in FIG. 1;
FIG. 7 is a front perspective view of an alternative embodiment of the footwear shown in FIG. 1;
FIG. 8 is left side view of the alternative embodiment of the footwear shown in FIG. 7;
FIG. 9 is a right side view of the alternative embodiment of the footwear shown in FIG. 7;
FIG. 10 is a front view of the alternative embodiment of the footwear shown in FIG. 7;
FIG. 11 is a rear view of the alternative embodiment of the footwear shown in FIG. 7; and,
FIG. 12 is a top view of the alternative embodiment of the footwear shown in FIG. 7.

The broken line showing of the sole, heel, heel cap, buckle, buckle holes and portion of strap is for illustrative purposes only and forms no part of the claimed design.

1 Claim, 12 Drawing Sheets






FIG. 1




FIG. 2




FIG. 3

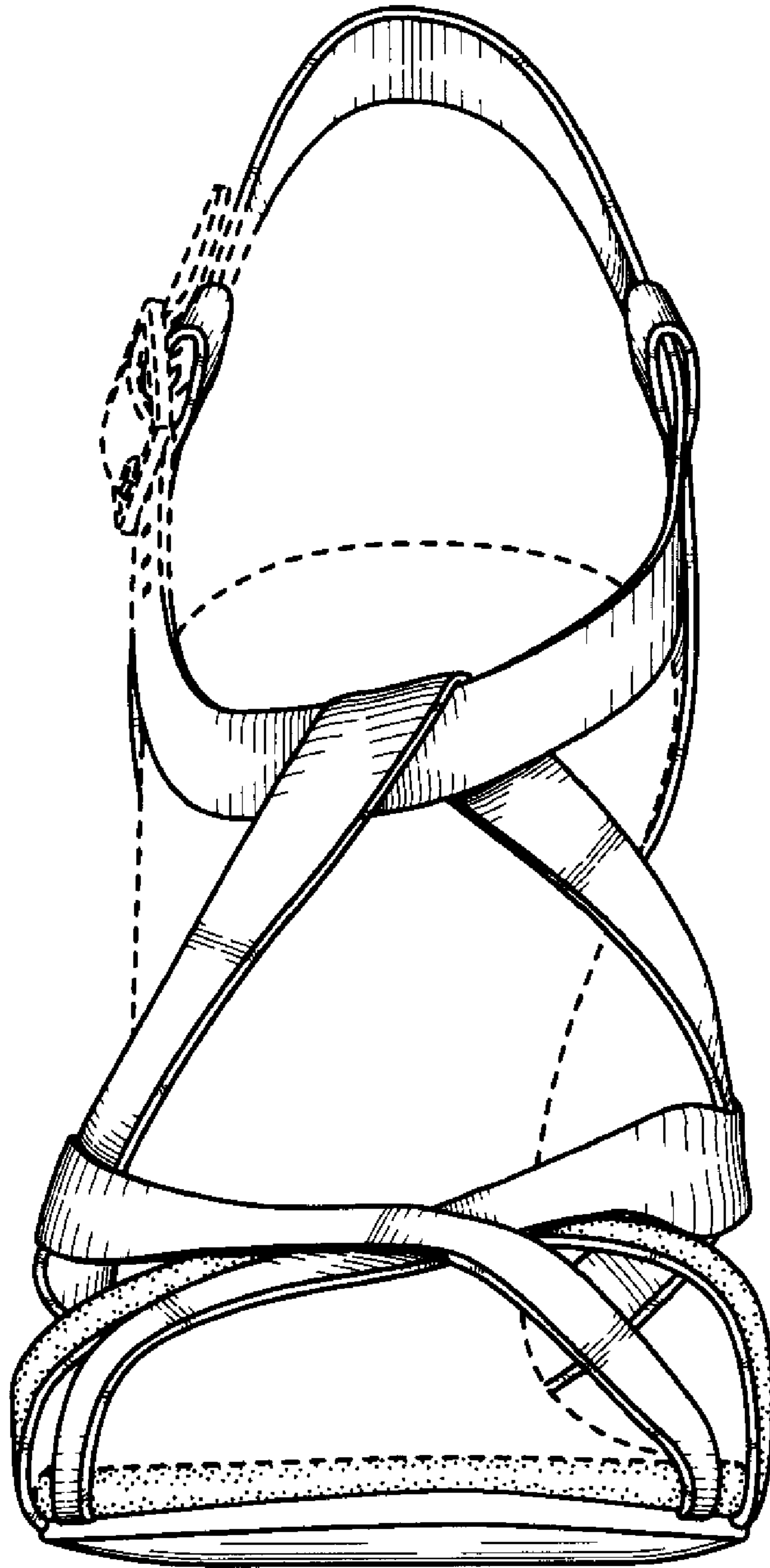


FIG. 4

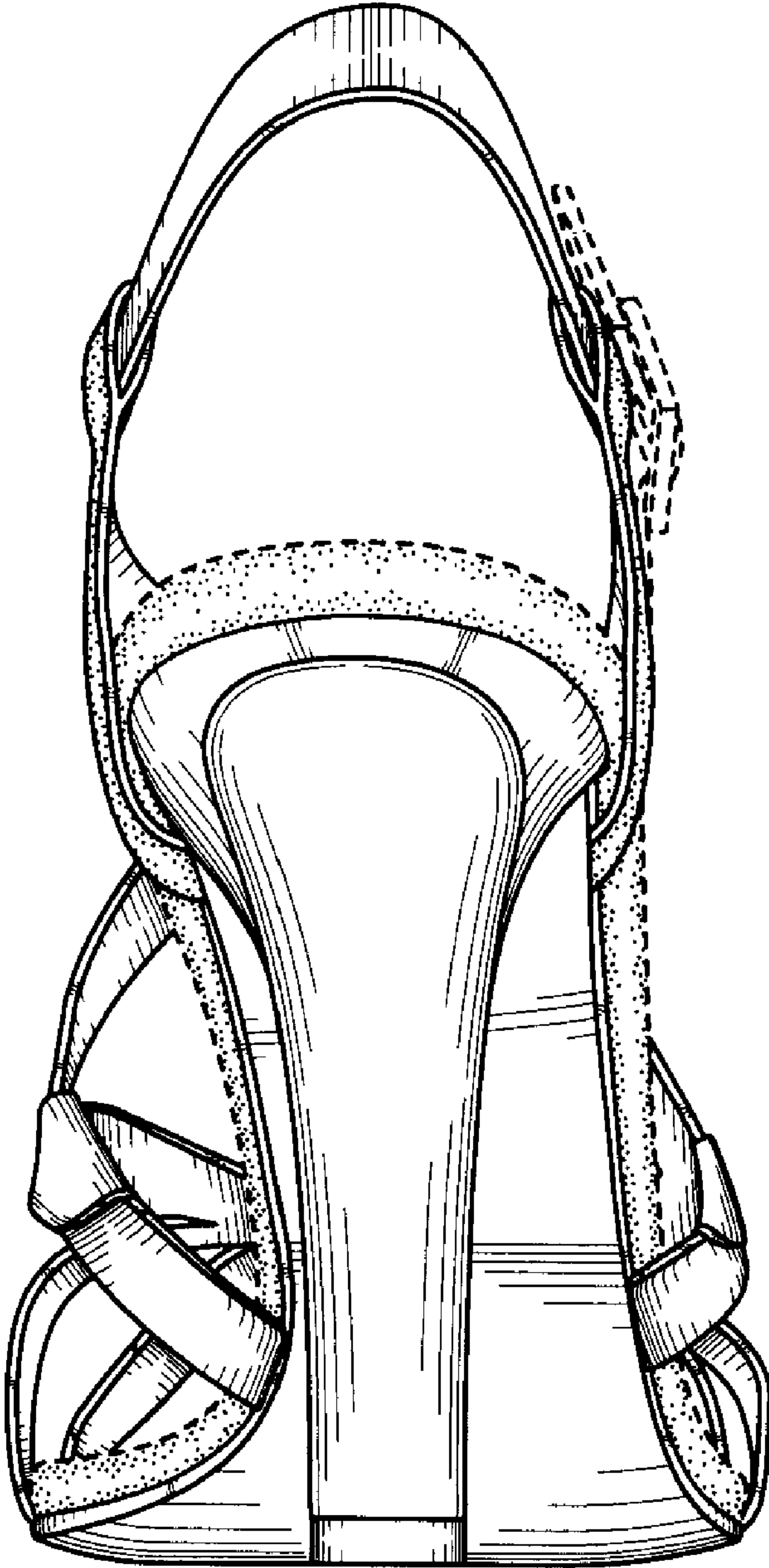


FIG. 5

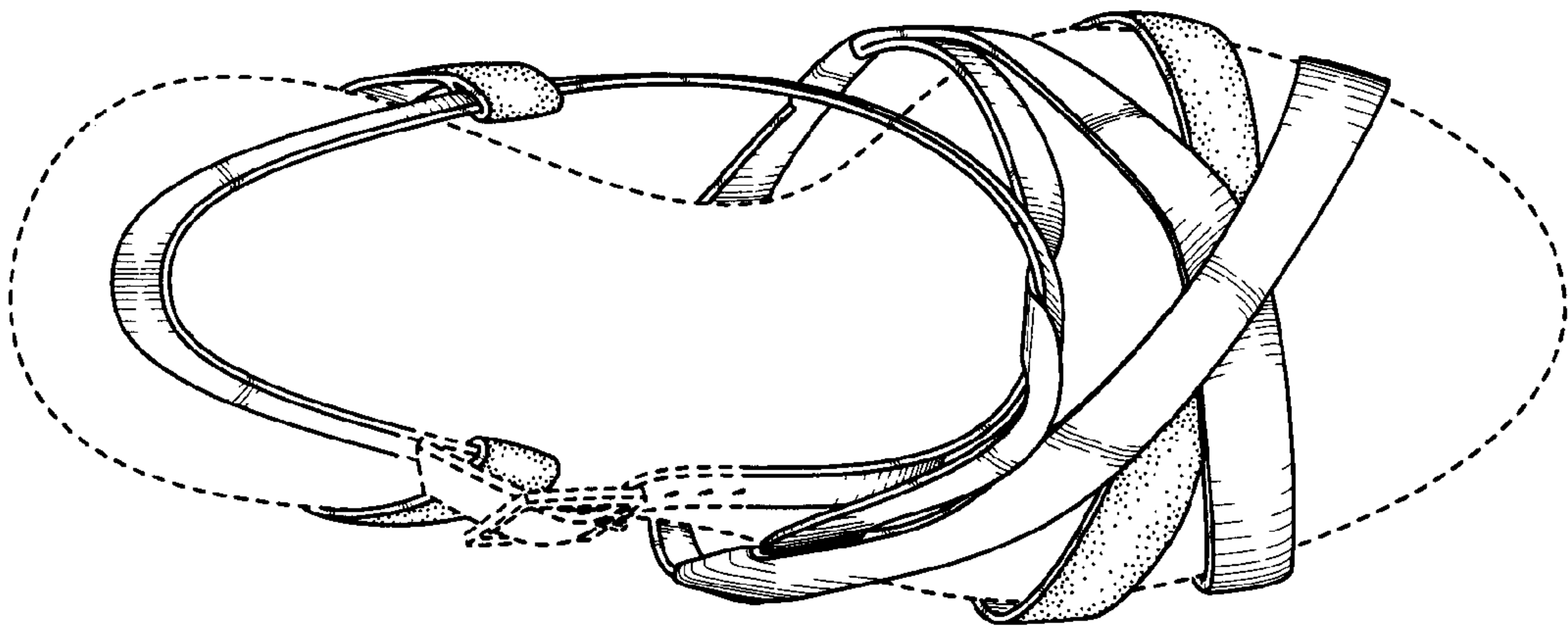


FIG. 6



FIG. 7

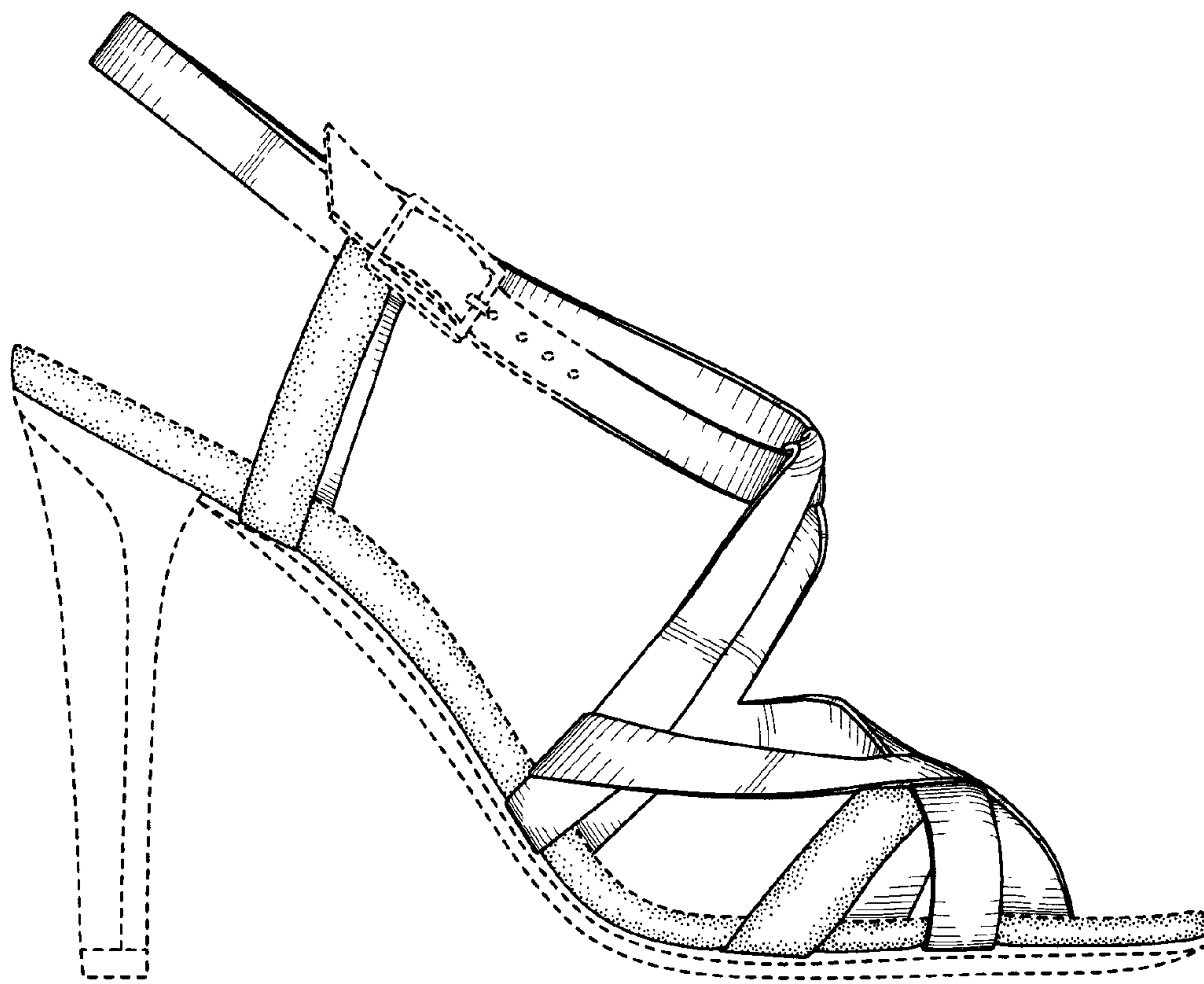


FIG. 8




FIG. 9

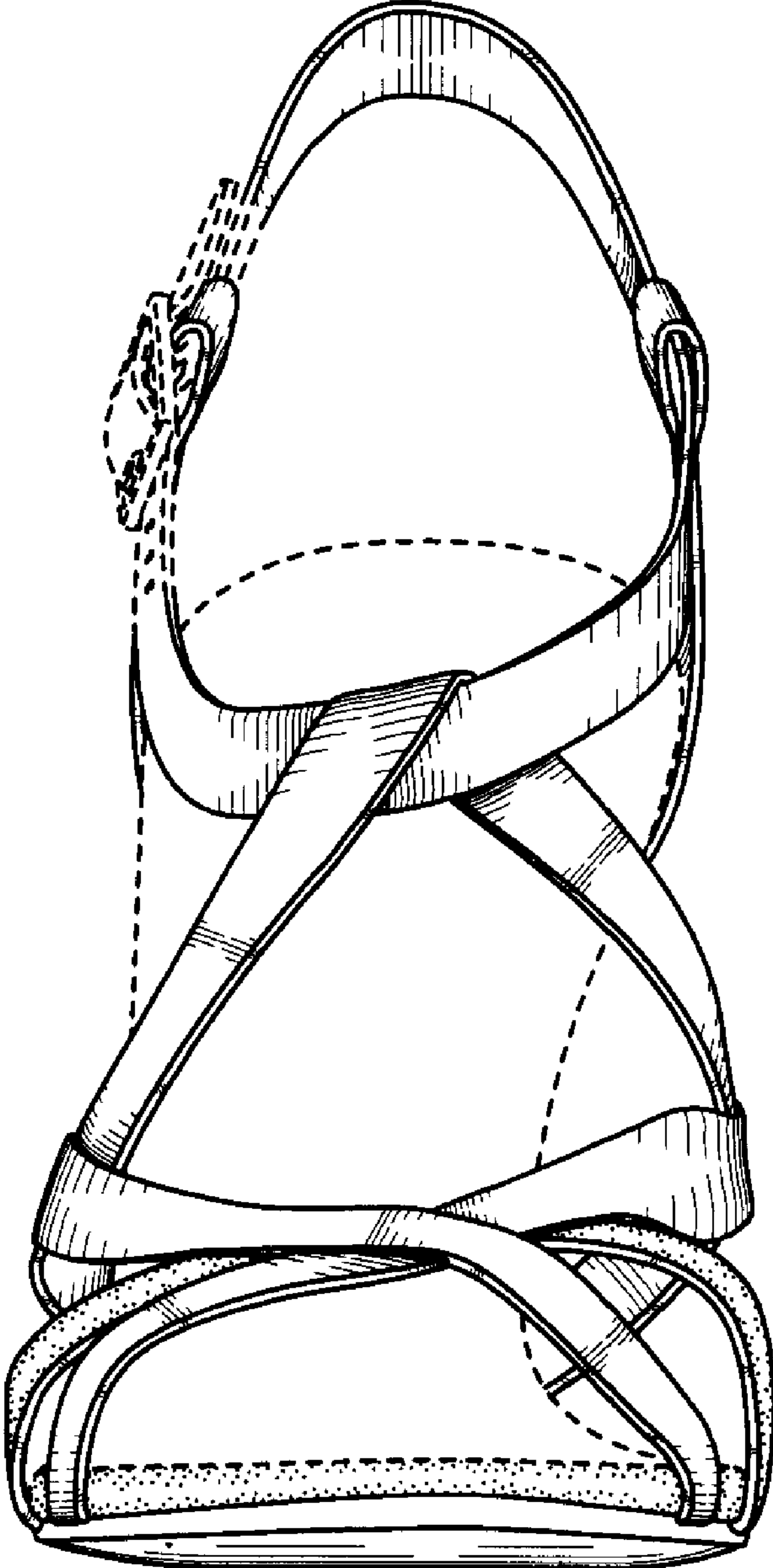


FIG. 10

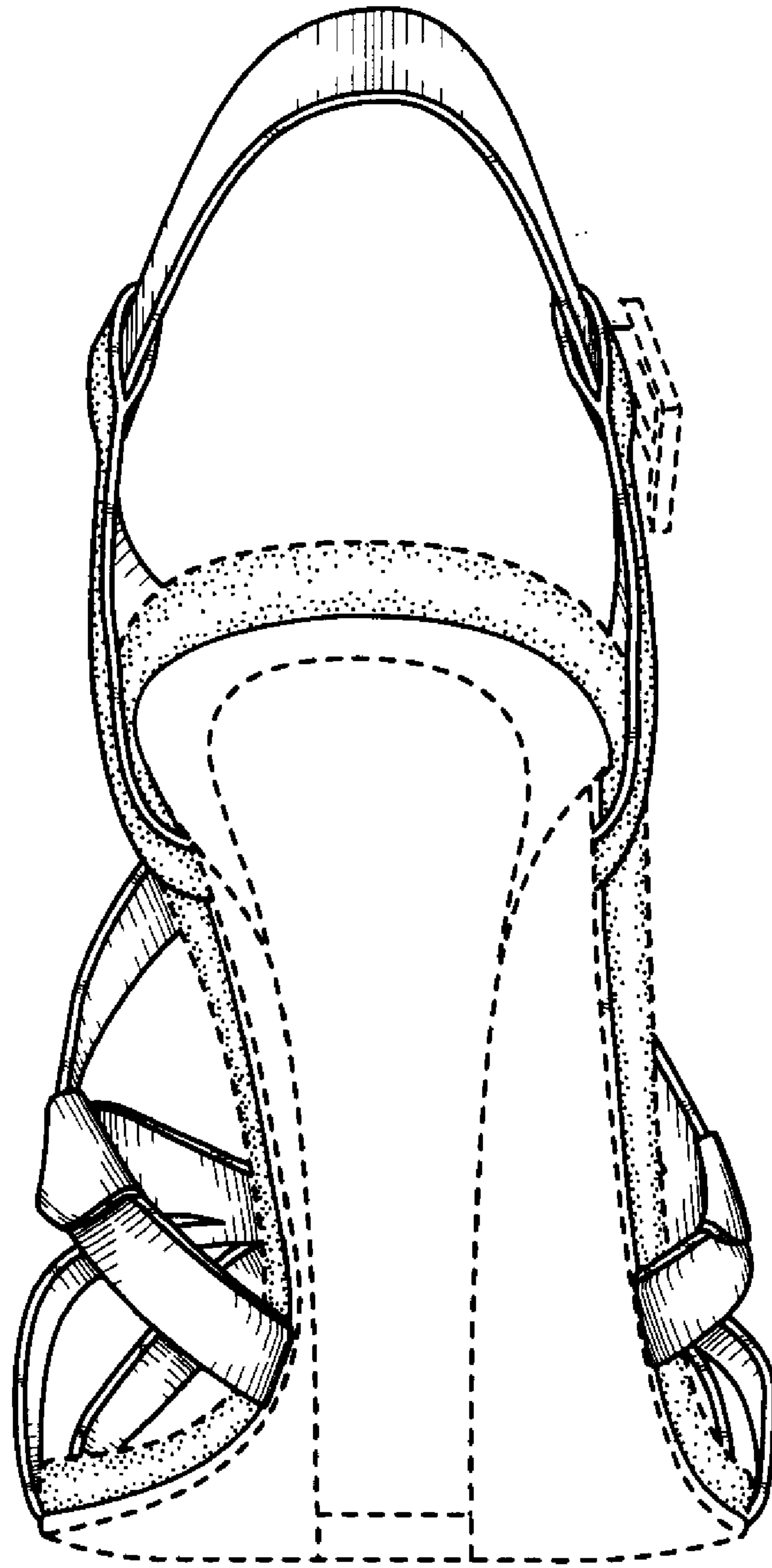


FIG. 11

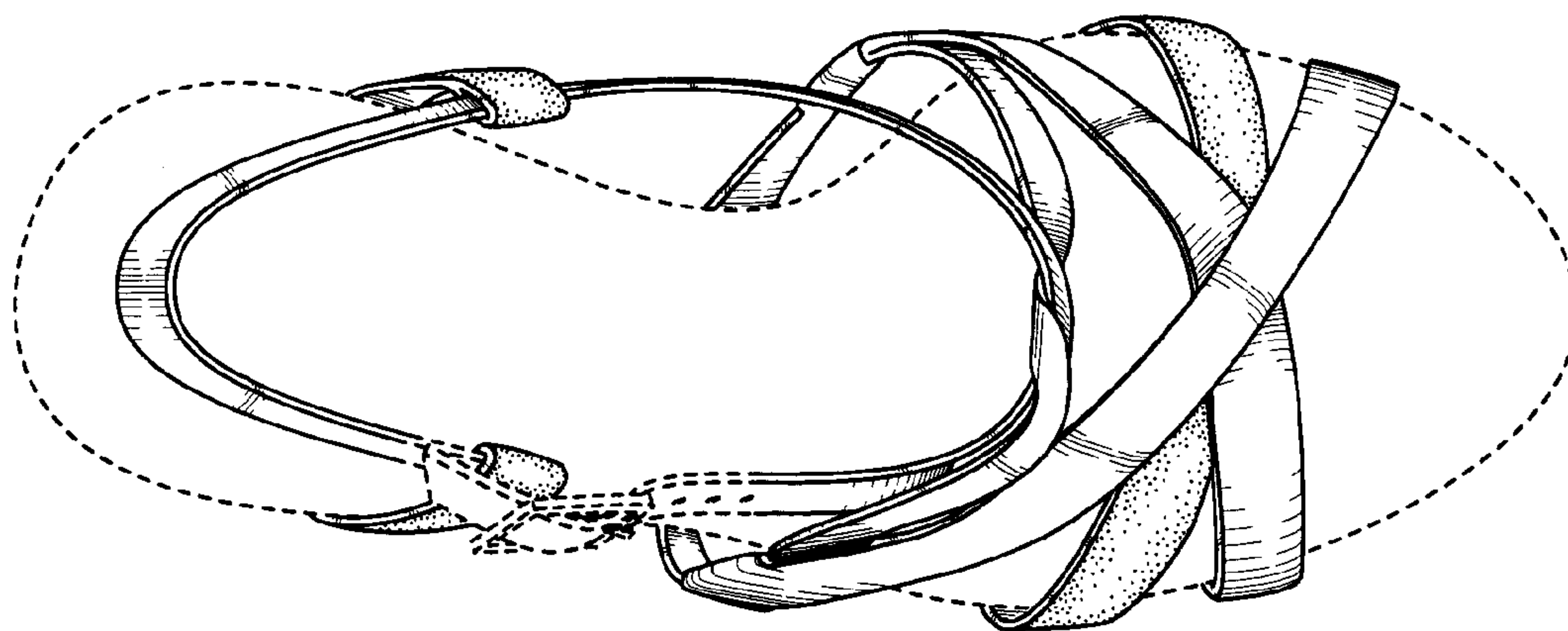


FIG. 12