



US00D557002S

(12) **United States Design Patent**  
**Lawler**

(10) **Patent No.:** **US D557,002 S**

(45) **Date of Patent:** **\*\* Dec. 11, 2007**

(54) **FOOTWEAR**

(75) Inventor: **Daniel Lawler**, London (GB)

(73) Assignee: **J. Choo Limited**, London (GB)

(\*\*) Term: **14 Years**

(21) Appl. No.: **29/269,435**

(22) Filed: **Nov. 30, 2006**

(30) **Foreign Application Priority Data**

Jun. 5, 2006 (EM) ..... 000541768-010  
Jun. 5, 2006 (EM) ..... 000541768-025

(51) **LOC (8) Cl.** ..... **02-99**

(52) **U.S. Cl.** ..... **D2/971**

(58) **Field of Classification Search** ..... D2/916-918,  
D2/925-945, 971; 36/1, 1.5, 11.5, 9 R  
See application file for complete search history.

(56) **References Cited**

**U.S. PATENT DOCUMENTS**

|              |         |          |       |        |
|--------------|---------|----------|-------|--------|
| D70,317 S *  | 6/1926  | Coblentz | ..... | D2/933 |
| D86,347 S *  | 3/1932  | Bancroft | ..... | D2/930 |
| D91,959 S *  | 4/1934  | Miller   | ..... | D2/932 |
| D93,606 S *  | 10/1934 | Fradkin  | ..... | D2/933 |
| D95,097 S *  | 4/1935  | Weidner  | ..... | D2/971 |
| D97,762 S    | 12/1935 | Elkin    |       |        |
| D101,256 S * | 9/1936  | Ludwig   | ..... | D2/930 |
| D129,593 S * | 9/1941  | Maling   | ..... | D2/918 |
| D131,839 S * | 3/1942  | Elkin    | ..... | D2/932 |
| D501,709 S   | 2/2005  | Kelsey   |       |        |
| D524,021 S * | 7/2006  | Choi     | ..... | D2/971 |
| D540,526 S * | 4/2007  | Kelsey   | ..... | D2/971 |
| D540,528 S * | 4/2007  | Choi     | ..... | D2/971 |
| D541,035 S * | 4/2007  | Kelsey   | ..... | D2/971 |
| D541,036 S * | 4/2007  | Kelsey   | ..... | D2/971 |

**OTHER PUBLICATIONS**

J. Choo (Jersey) Limited, Millie, shoe, Spring/Summer 2004 Catalogue.

J. Choo (Jersey) Limited, Forrest, shoe, Spring/Summer 2004 Catalogue.

\* cited by examiner

*Primary Examiner*—Dominic Simone

(74) *Attorney, Agent, or Firm*—Fross Zelnick Lehrman & Zissu, P.C.; Lawrence E. Apolzon, Esq.

(57) **CLAIM**

The ornamental design for footwear, as shown and described.

**DESCRIPTION**

FIG. 1 is a front perspective view of a shoe showing my footwear design;

FIG. 2 is a left side view of the footwear shown in FIG. 1;

FIG. 3 is a right side view of the footwear shown in FIG. 1;

FIG. 4 is a front view of the footwear shown in FIG. 1;

FIG. 5 is a top view of the footwear shown in FIG. 1;

FIG. 6 is a front perspective view of an alternative embodiment of the footwear shown in FIG. 1;

FIG. 7 is a left side view of the alternative embodiment of the footwear shown in FIG. 6;

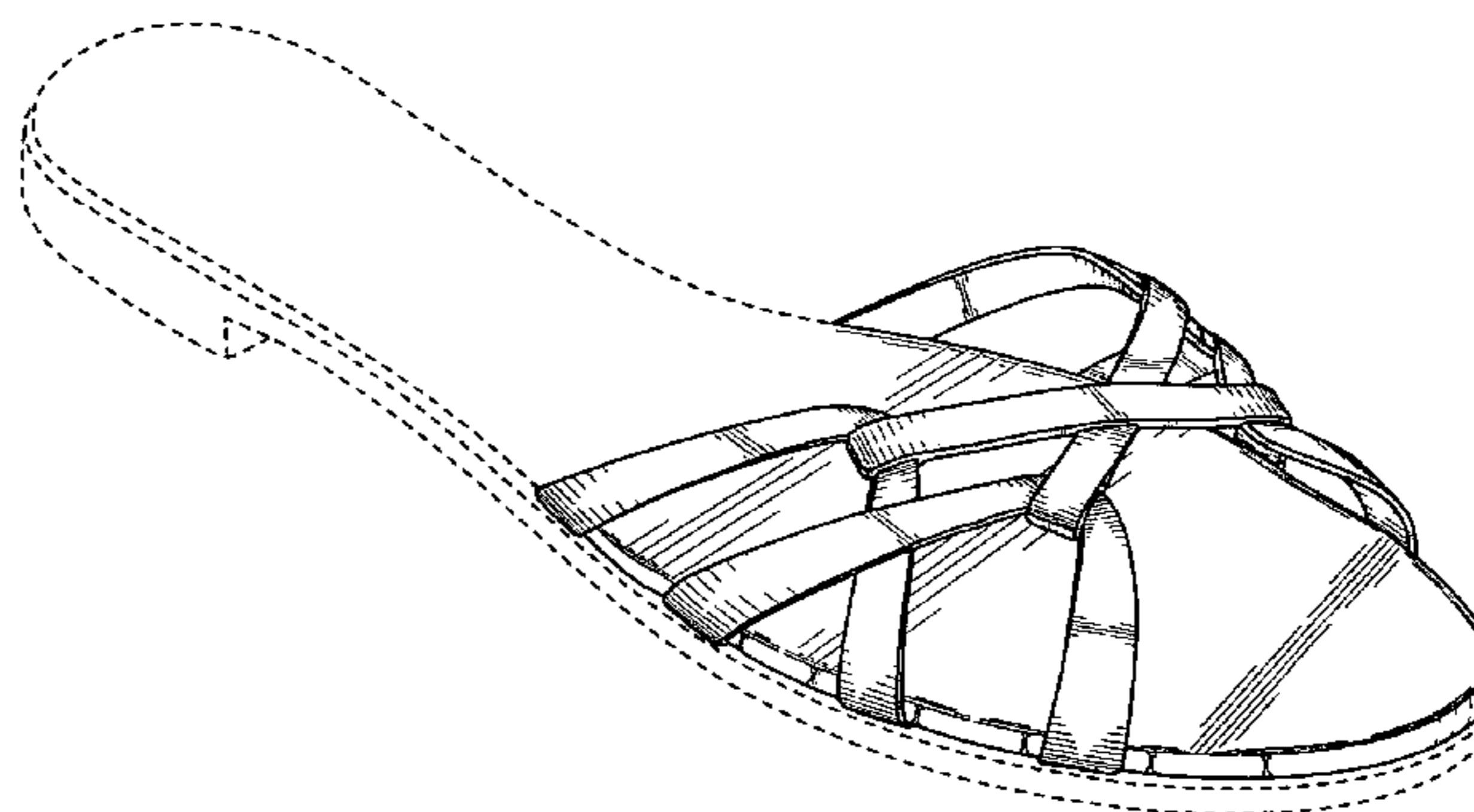
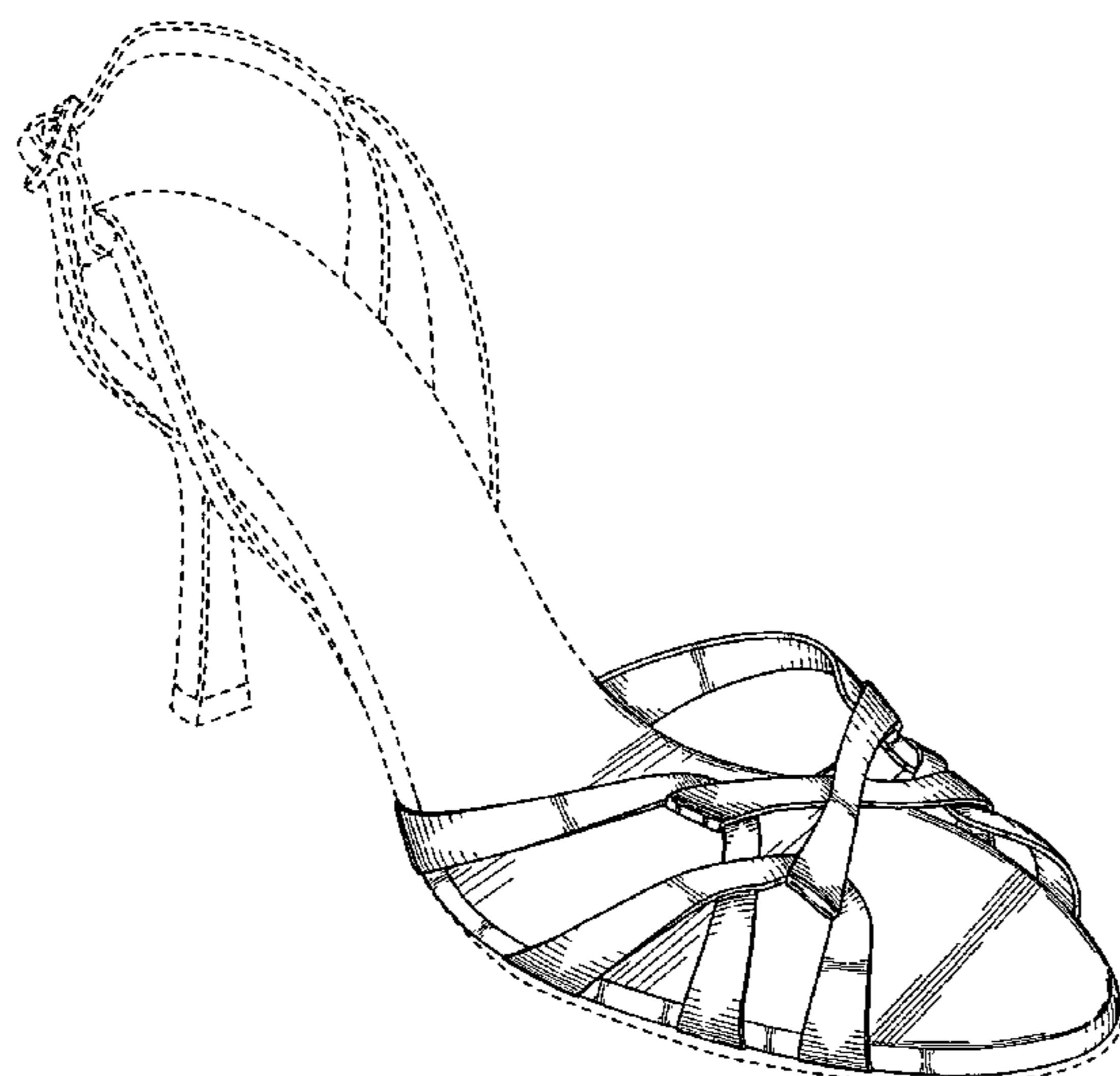
FIG. 8 is a right side view of the alternative embodiment of the footwear shown in FIG. 6;

FIG. 9 is a front view of the alternative embodiment of the footwear shown in FIG. 6; and,

FIG. 10 is a top view of the alternative embodiment of the footwear shown in FIG. 6.

The broken line showing of the sole, heel, heel cap, buckle, buckle holes, portion of the rear and rear strap is for illustrative purposes only and forms no part of the claimed design.

**1 Claim, 10 Drawing Sheets**






FIG. 1




FIG. 2

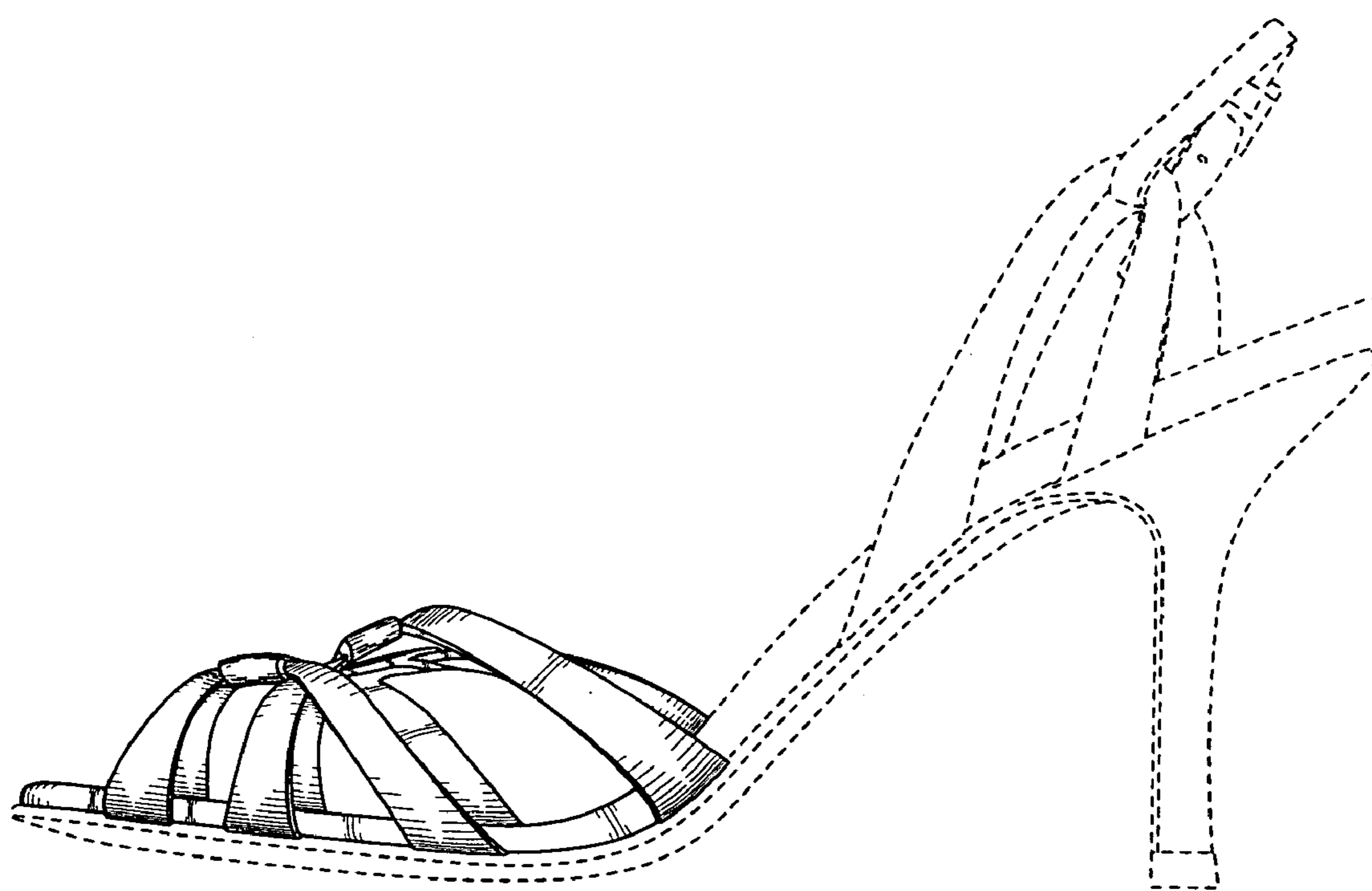


FIG. 3

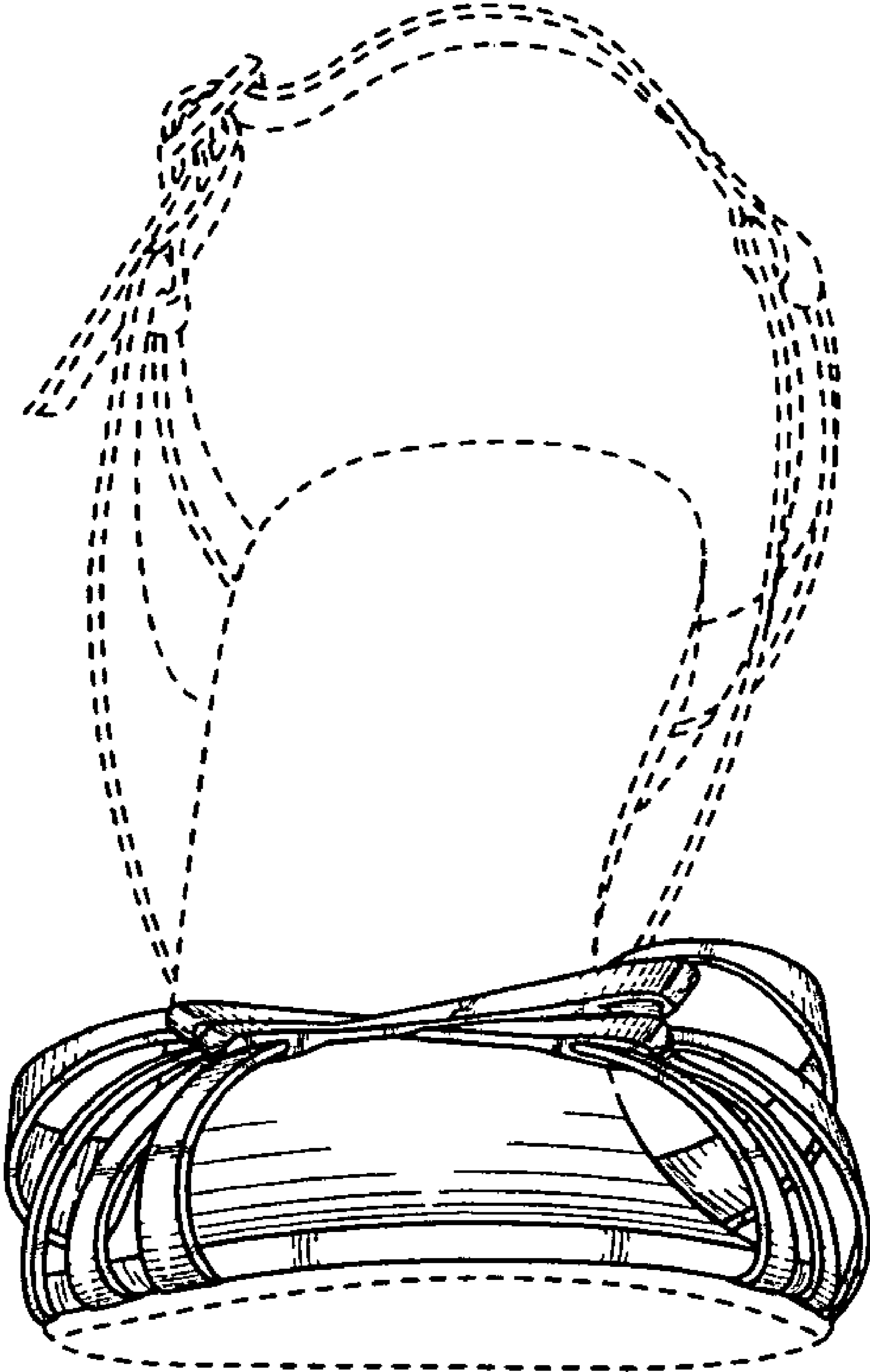


FIG. 4



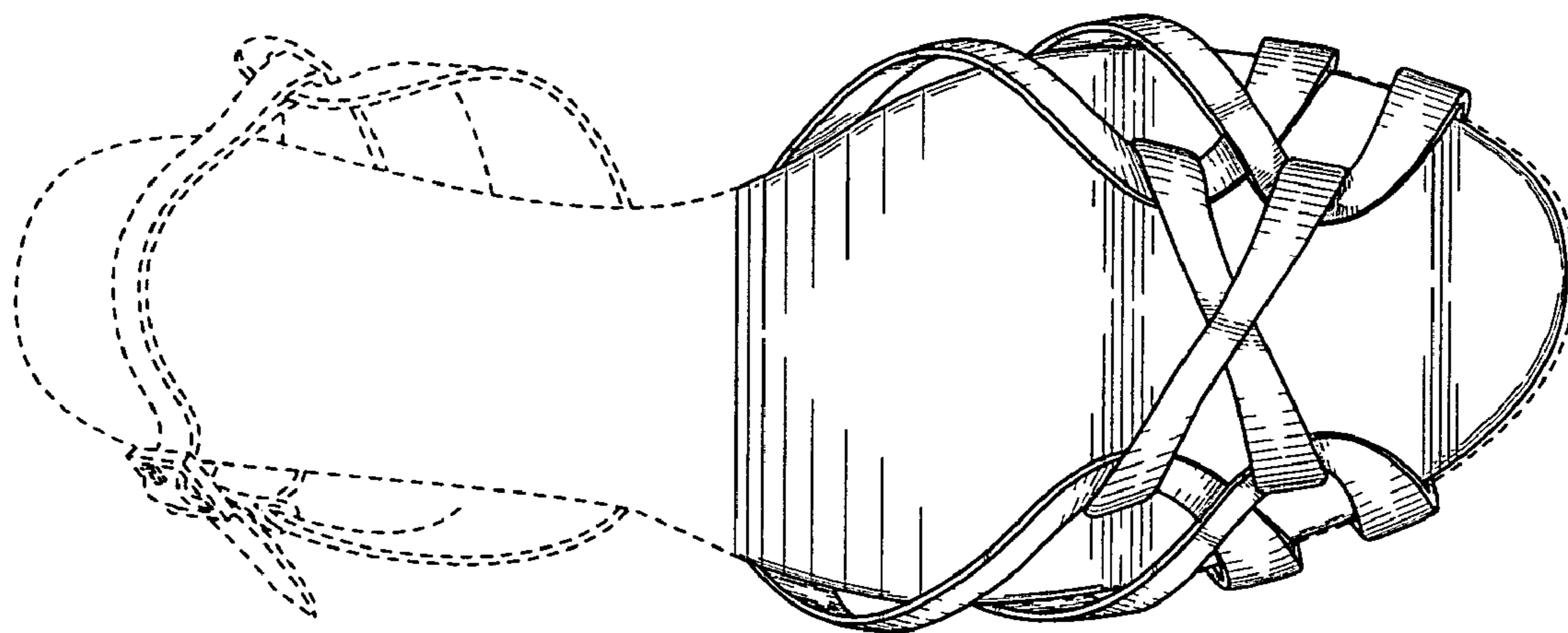


FIG. 5

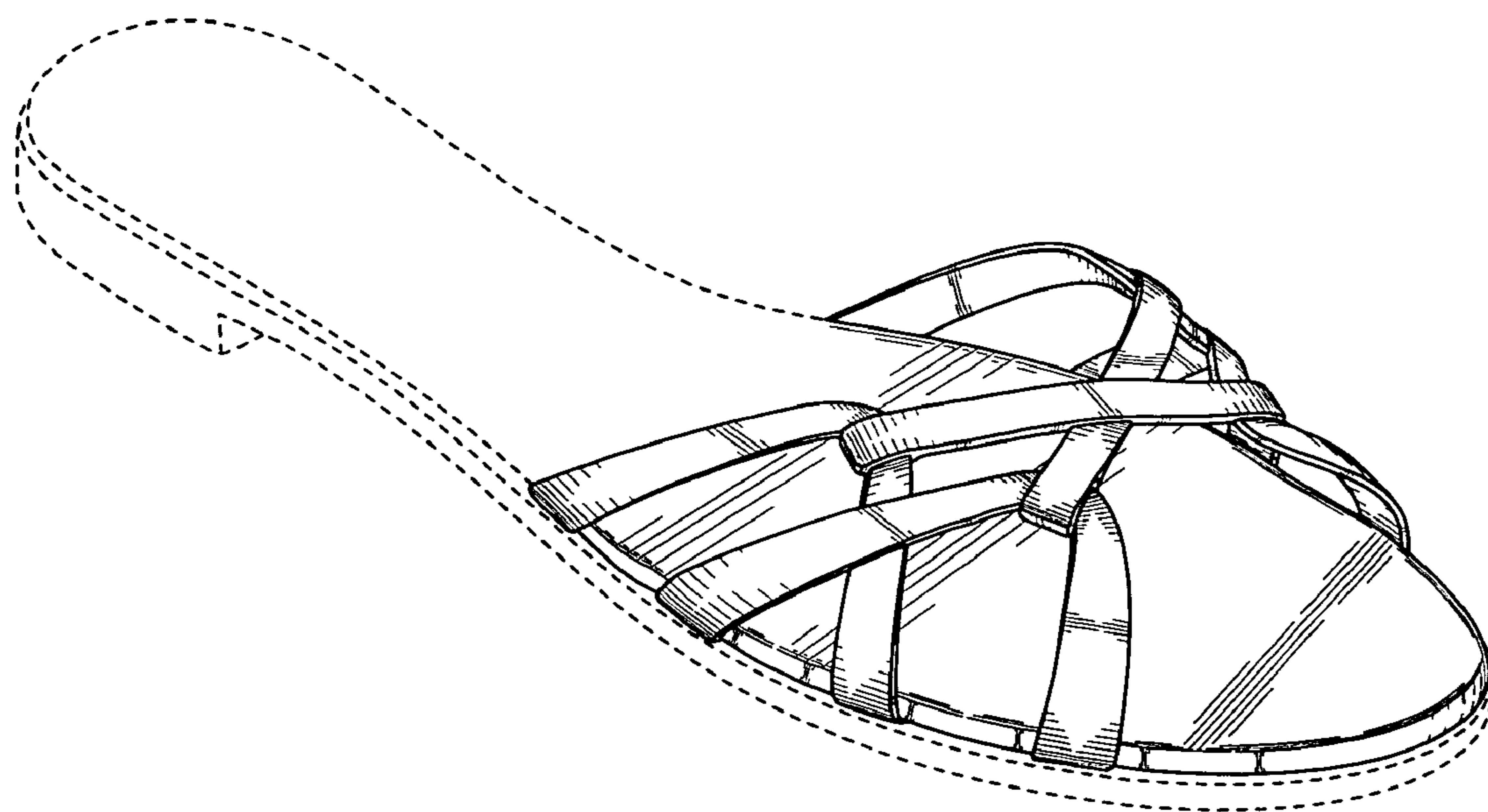


FIG. 6

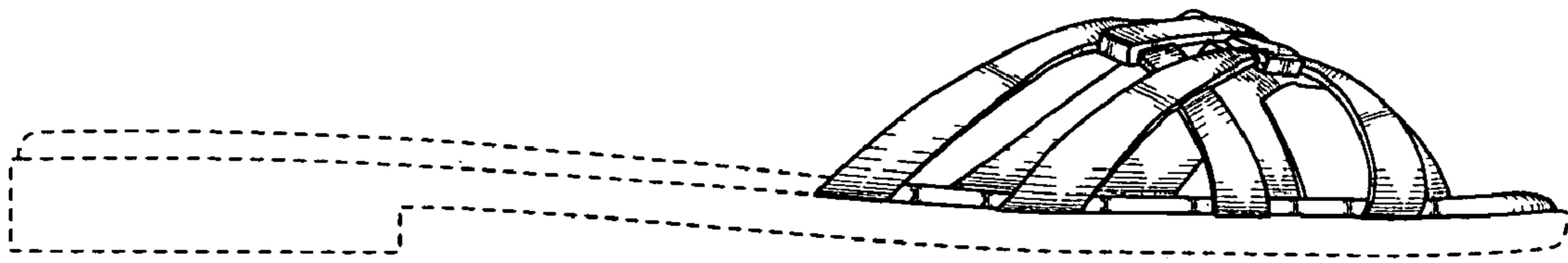


FIG. 7






FIG. 8

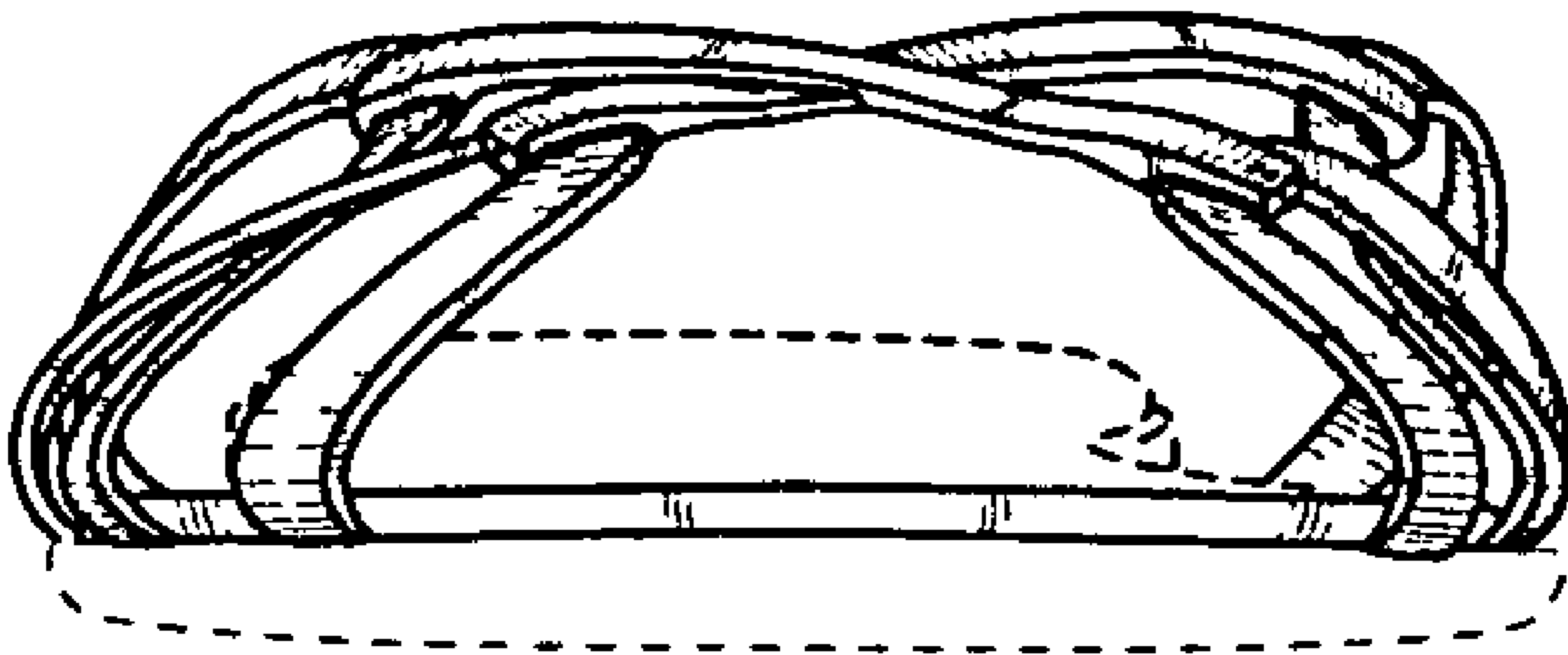


FIG. 9

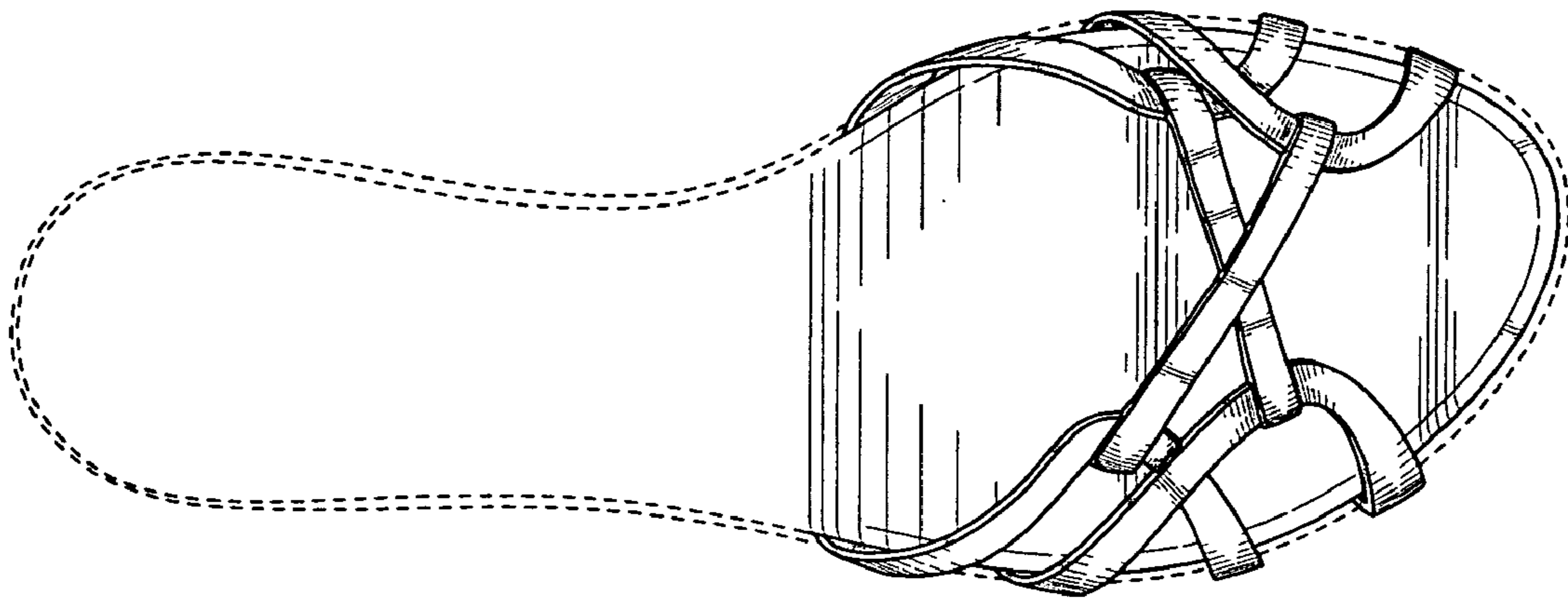


FIG. 10