



US00D556985S

(12) **United States Design Patent**  
**Schoenborn et al.**

(10) **Patent No.:** **US D556,985 S**

(45) **Date of Patent:** **\*\* Dec. 11, 2007**

(54) **FOOTWEAR SOLE**

(75) Inventors: **Mary L. Schoenborn**, Rockford, MI  
(US); **Andrea Rinaldi**, Vimodrone (IT)

(73) Assignee: **Wolverine World Wide, Inc.**,  
Rockford, MI (US)

(\*\*) Term: **14 Years**

(21) Appl. No.: **29/260,066**

(22) Filed: **May 18, 2006**

(51) **LOC (8) Cl.** ..... **02-04**

(52) **U.S. Cl.** ..... **D2/953; D2/952; D2/956;**  
D2/957; D2/959

(58) **Field of Classification Search** ..... D2/902,  
D2/947, 951-960; 36/3 B, 22 R, 24.5, 25 R,  
36/32 R, 34 R, 59 C, 103  
See application file for complete search history.

(56) **References Cited**

**U.S. PATENT DOCUMENTS**

1,286,169	A	*	11/1918	Brockett	.....	36/59 C
D61,017	S	*	5/1922	Heilhecker	.....	D2/953
D94,079	S	*	12/1934	Fowler	.....	D2/955
4,180,923	A	*	1/1980	Dassler	.....	36/32 R
D369,895	S	*	5/1996	Finn	.....	D2/959
D385,987	S	*	11/1997	Bramani	.....	D2/959
D402,095	S	*	12/1998	Cretinon	.....	D2/957
D403,143	S	*	12/1998	Gillespie	.....	D2/952
D407,541	S	*	4/1999	Kittle et al.	.....	D2/959
D470,296	S	*	2/2003	Masullo	.....	D2/952
D487,612	S		3/2004	Matis		
D489,520	S	*	5/2004	Matis et al.	.....	D2/952
D498,901	S	*	11/2004	Hawker et al.	.....	D2/926
D500,400	S	*	1/2005	Le	.....	D2/957

D509,346	S	*	9/2005	Recchi	.....	D2/959
D513,839	S	*	1/2006	McClaskie	.....	D2/952
D524,519	S	*	7/2006	Le	.....	D2/952
D542,015	S	*	5/2007	McClaskie	.....	D2/952

**OTHER PUBLICATIONS**

Merrell Spring 2000 Catalog, p. 41.

\* cited by examiner

*Primary Examiner*—Celia A. Murphy

(74) *Attorney, Agent, or Firm*—Warner Norcross & Judd  
LLP

(57) **CLAIM**

The ornamental design for footwear sole, as shown and described.

**DESCRIPTION**

FIG. 1 is a perspective view of the footwear sole embodying the new design;

FIG. 2 is a bottom view thereof;

FIG. 3 is a right side view thereof, reduced in scale;

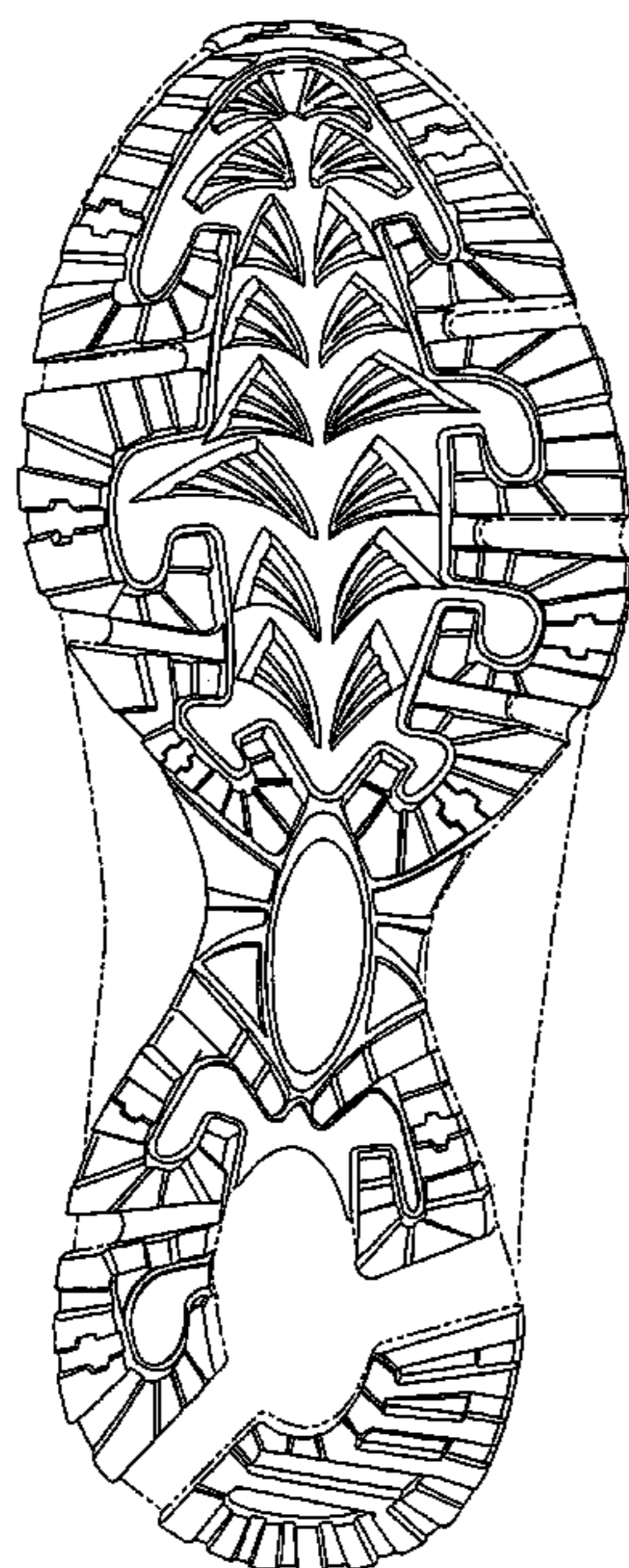
FIG. 4 is a left side view thereof, also reduced in scale;

FIG. 5 is an enlarged front view of FIG. 1; and,

FIG. 6 is an enlarged rear view of FIG. 1.

FIGS. 1-6 show features of an article of footwear in phantom lines. These features are shown for environmental purposes and do not form any part of the claimed design. Further, the phantom lines immediately adjacent the solid-line portions of the design form the boundary of the design, with the phantom lines forming no part of the claimed design.

**1 Claim, 4 Drawing Sheets**



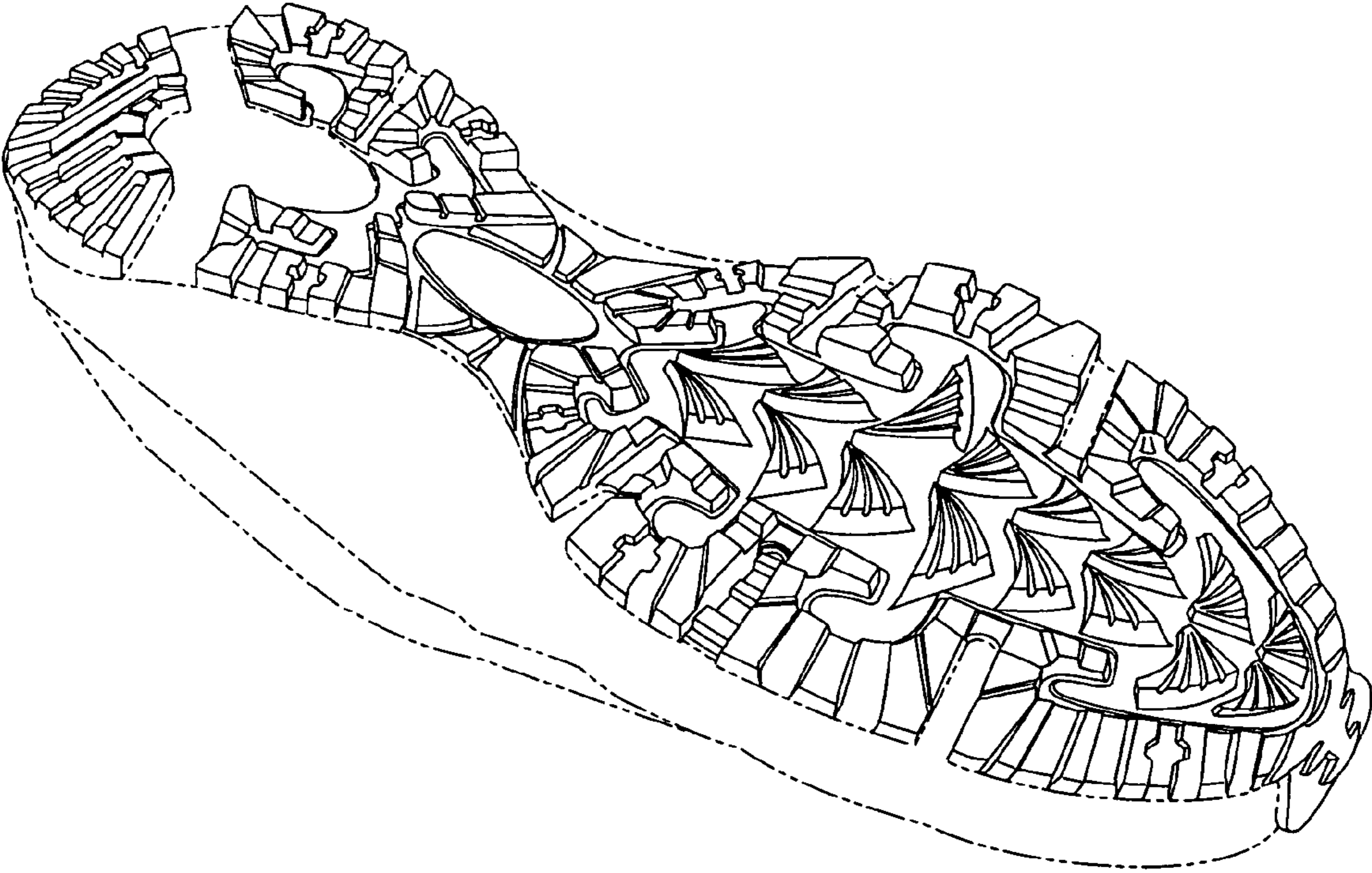


Fig. 1

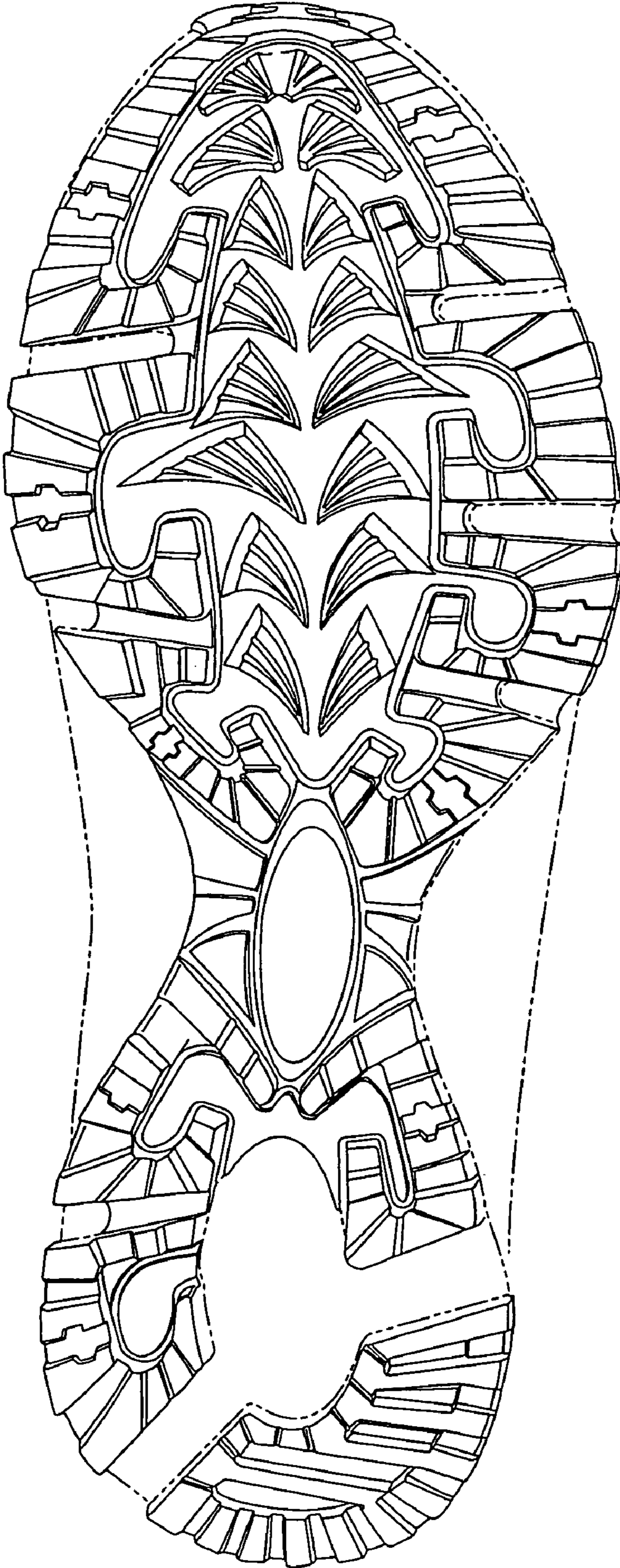


Fig. 2



Fig. 3




Fig. 4

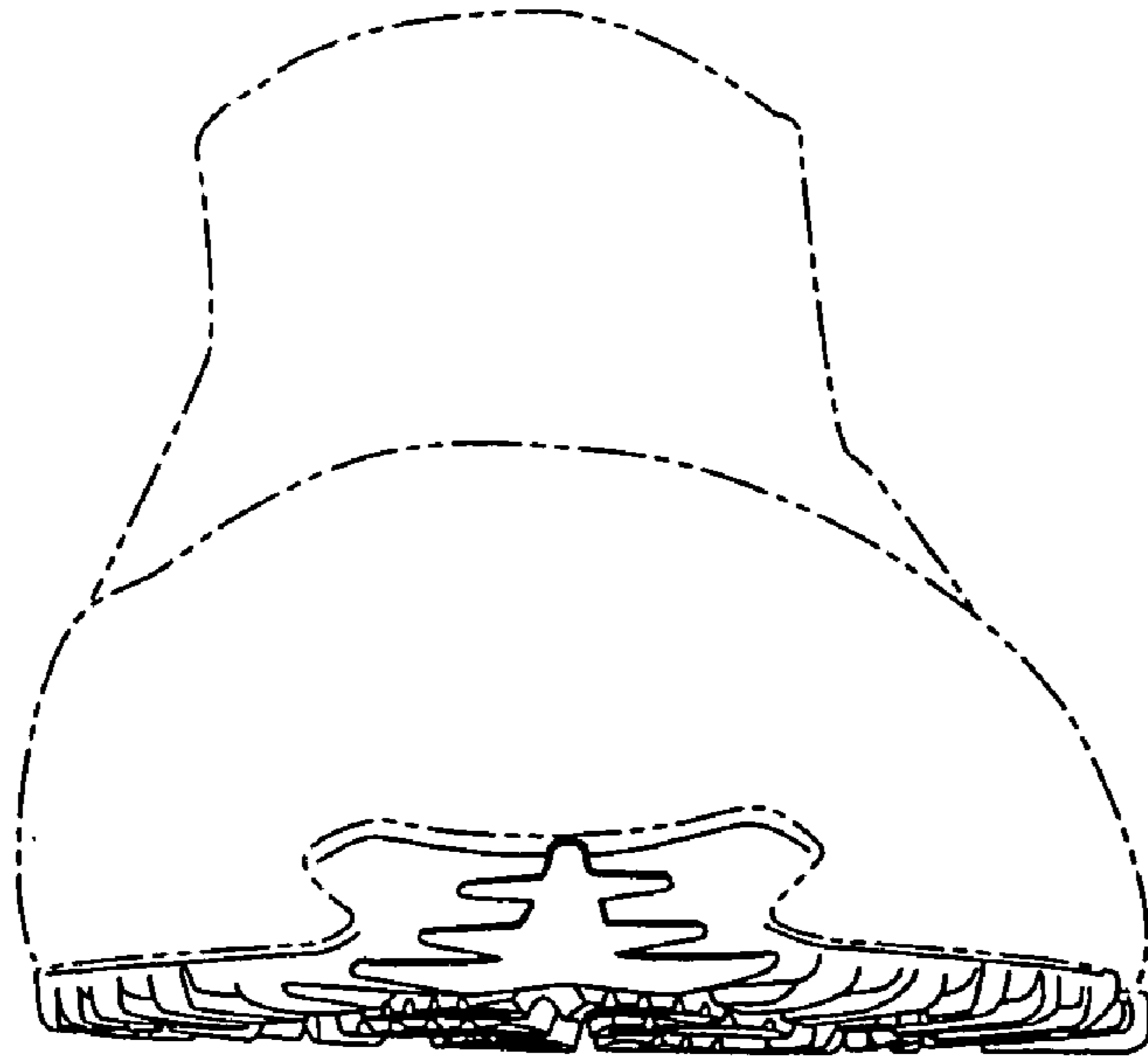


Fig. 5

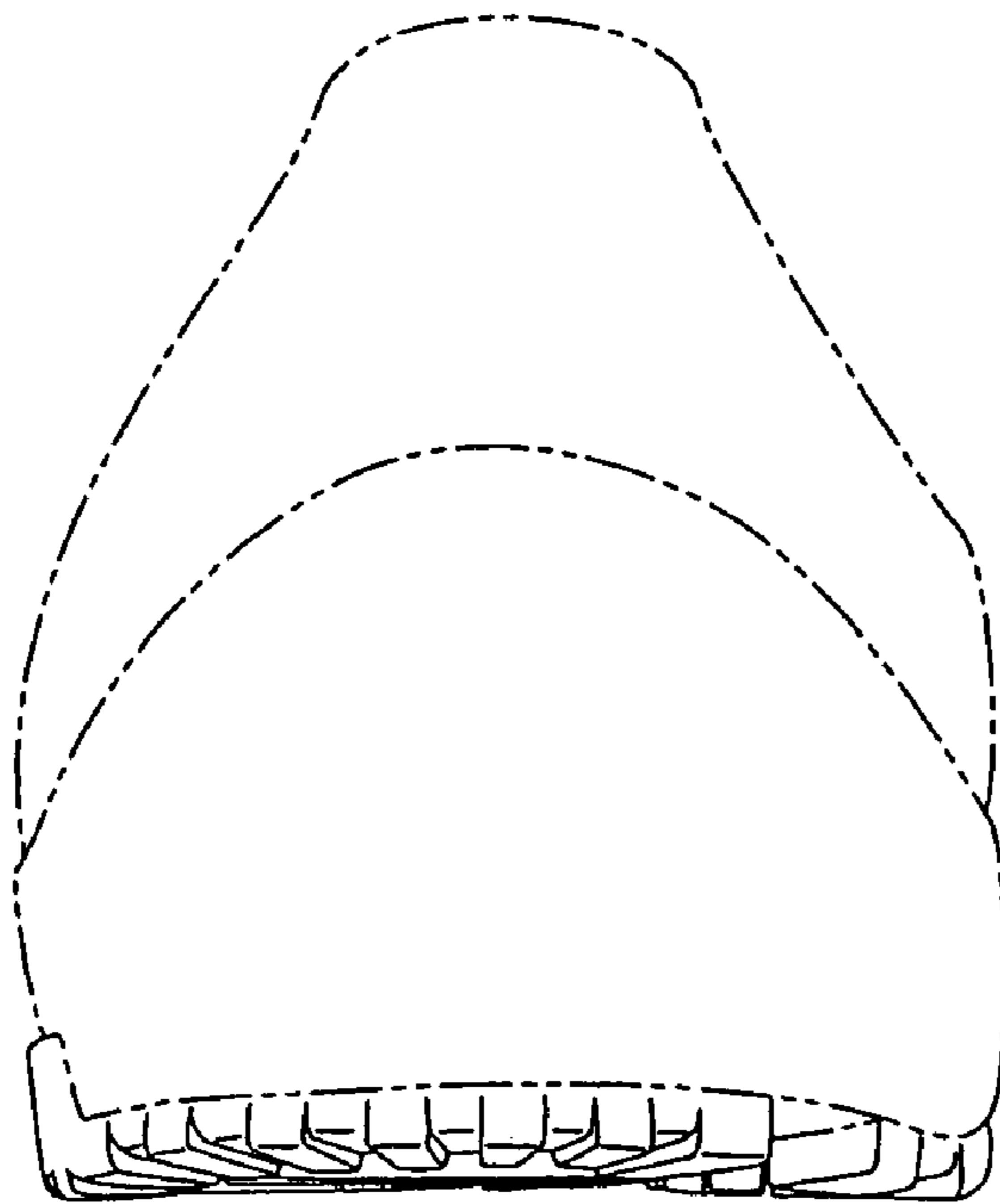


Fig. 6