



US00D556983S

(12) **United States Design Patent**
Mangee et al.

(10) **Patent No.:** **US D556,983 S**

(45) **Date of Patent:** **** Dec. 11, 2007**

(54) **SOLE OF A MARCHING BAND SHOE**

D449,157 S * 10/2001 McClaskie D2/960

(75) Inventors: **Timothy J. Mangee**, Frenchtown, NJ (US); **Joseph F. Heininger**, Philadelphia, PA (US)

* cited by examiner

Primary Examiner—Ian Simmons

Assistant Examiner—Dana L. Sipos

(73) Assignee: **Man-How, Inc.**, Trenton, NJ (US)

(74) *Attorney, Agent, or Firm*—Sperry, Zoda & Kane

(**) Term: **14 Years**

(57) **CLAIM**

(21) Appl. No.: **29/237,407**

The ornamental design for a sole of a marching band shoe, as shown.

(22) Filed: **Aug. 31, 2005**

(51) **LOC (8) Cl.** **02-04**

DESCRIPTION

(52) **U.S. Cl.** **D2/952; D2/953; D2/959; D2/960**

FIG. 1 is a bottom plan view of a sole of a marching band shoe embodying our new design;

(58) **Field of Classification Search** D2/896, D2/902, 906, 908, 947, 951, 953–954, 956–960; 36/3 B, 7.3, 24.5, 25 R, 32 R

FIG. 2 is a left side elevational view thereof;

See application file for complete search history.

FIG. 3 is a right side elevational view thereof;

(56) **References Cited**

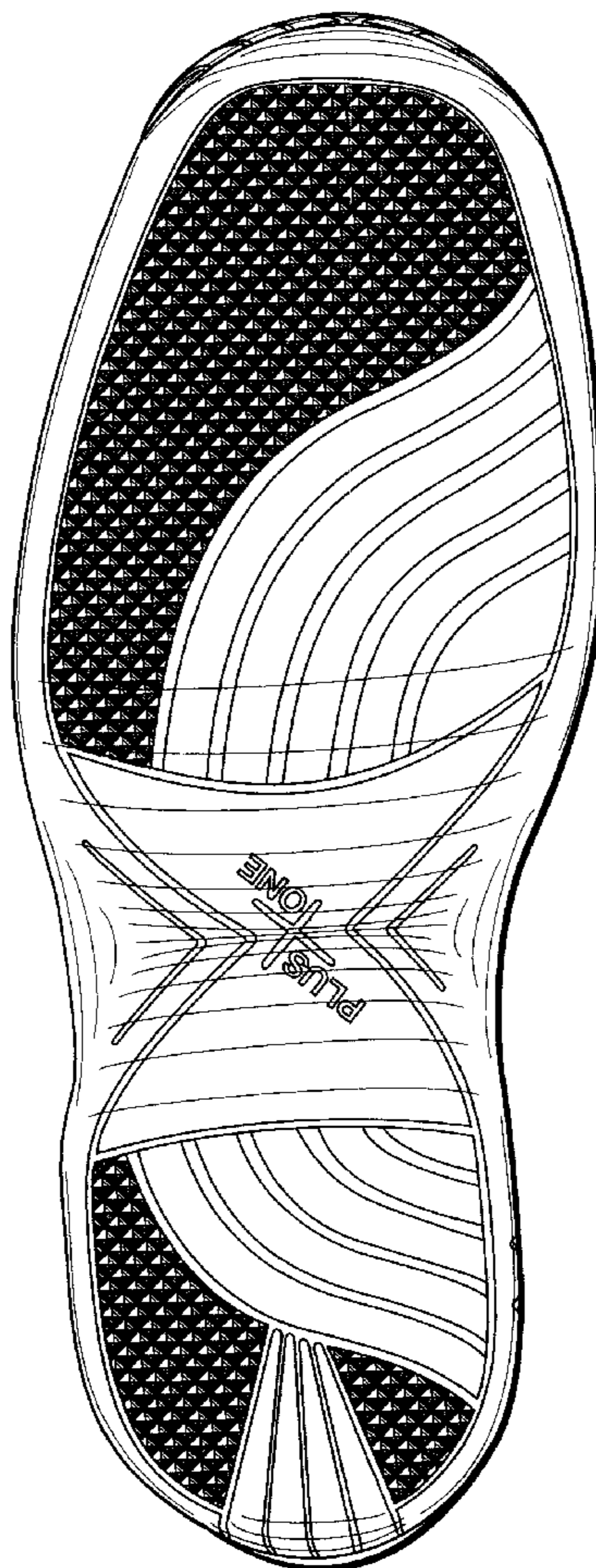
FIG. 4 is a front elevational view thereof; and,

FIG. 5 is a rear elevational view thereof.

U.S. PATENT DOCUMENTS

D412,051 S * 7/1999 Fogg D2/959

1 Claim, 3 Drawing Sheets



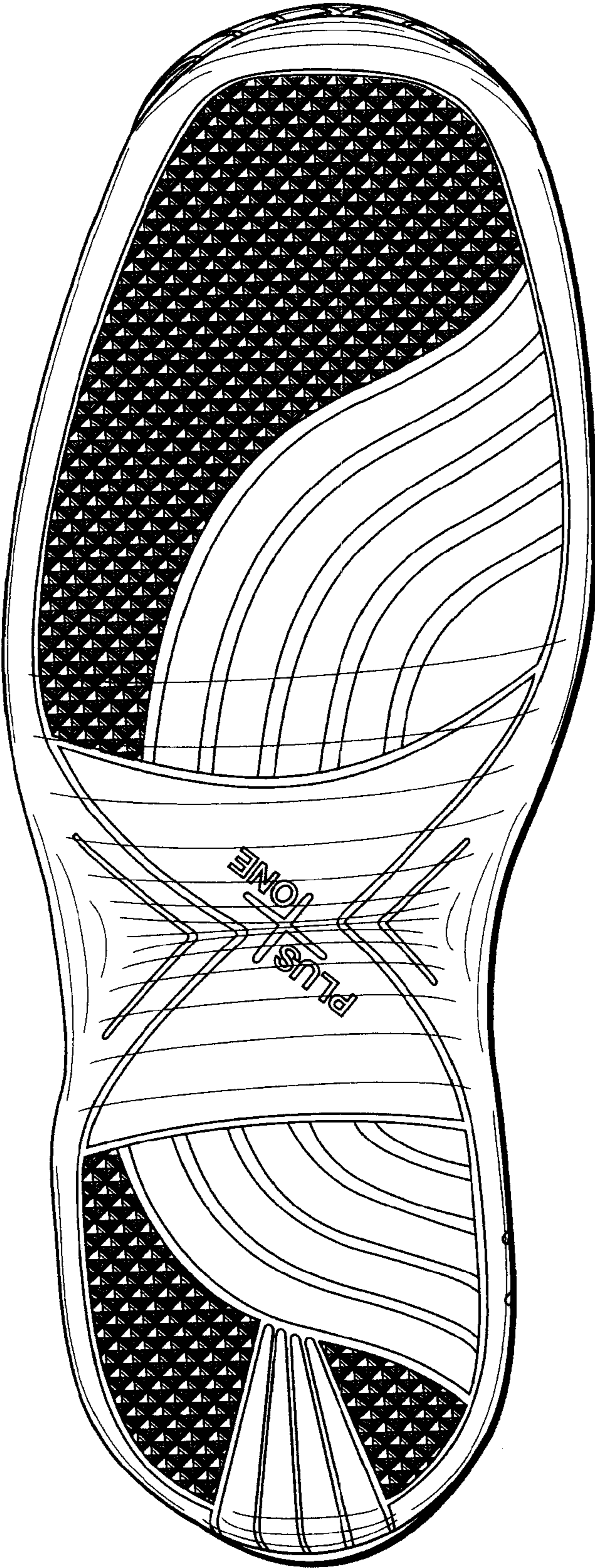


FIG. 1



FIG. 2



FIG. 3




FIG. 4

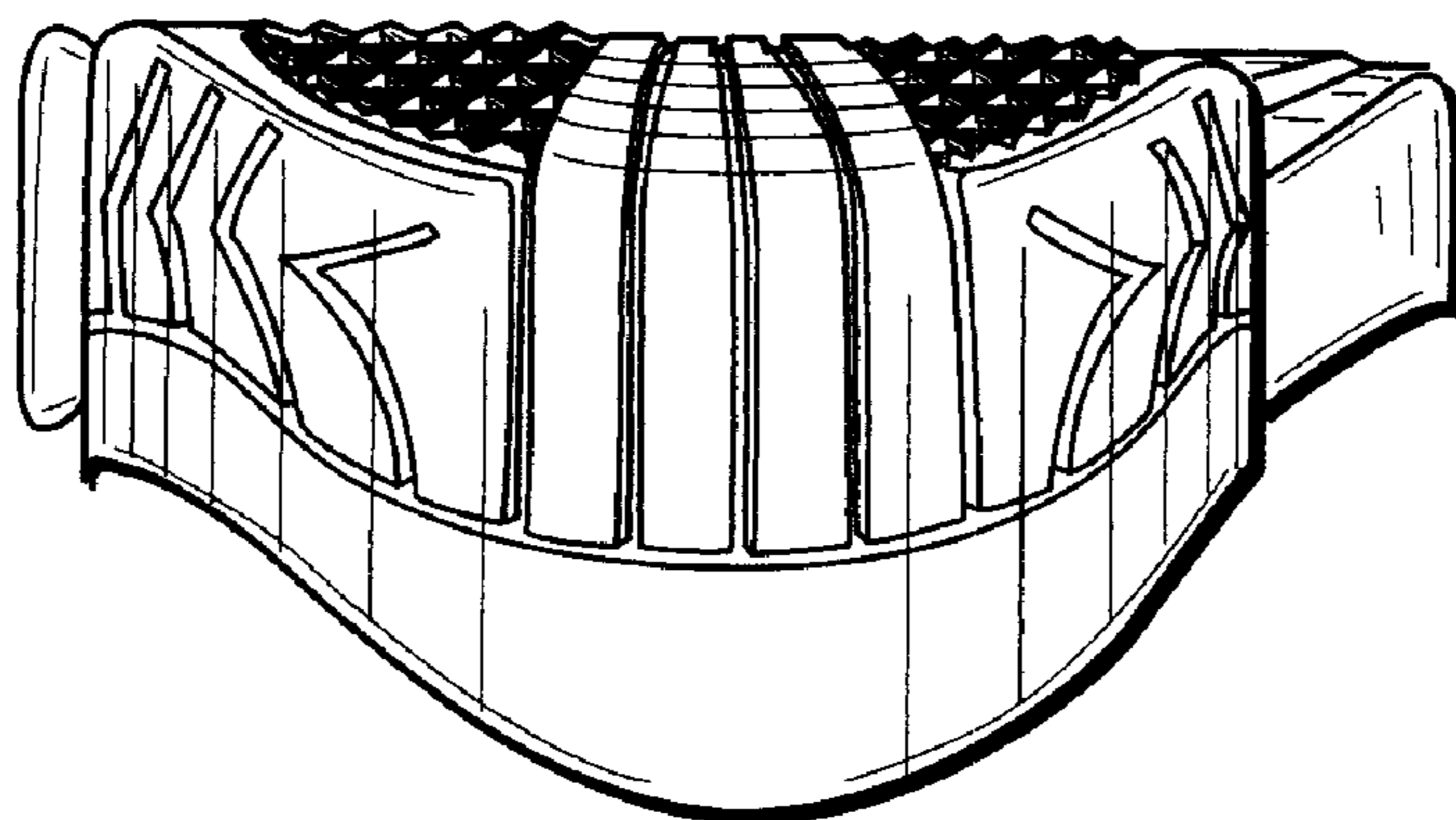


FIG. 5