



US00D556960S

(12) **United States Design Patent**  
**Fjellman**

(10) **Patent No.:** **US D556,960 S**

(45) **Date of Patent:** **\*\* Dec. 4, 2007**

(54) **COMBINED HANDHELD VACUUM AND BASE**

(75) Inventor: **Oskar Fjellman**, Stockholm (SE)

(73) Assignee: **Electrolux Home Care Products, Inc.**,  
Cleveland, OH (US)

(\*\*) Term: **14 Years**

(21) Appl. No.: **29/266,116**

(22) Filed: **Sep. 15, 2006**

(30) **Foreign Application Priority Data**

Mar. 16, 2006 (EM) ..... 000497664

(51) **LOC (8) Cl.** ..... **15-05**

(52) **U.S. Cl.** ..... **D32/18**

(58) **Field of Classification Search** ..... D32/17-18,  
D32/21-22, 31; 15/1.52, 1.7, 4, 329, 339,  
15/344, 347, 351, 353, 361, 410-412, 414,  
15/DIG. 1; 55/DIG. 3; D13/107-109, 119;  
320/225

See application file for complete search history.

(56) **References Cited**

**U.S. PATENT DOCUMENTS**

- 4,225,814 A \* 9/1980 Gantz et al.
- D257,661 S \* 12/1980 Gantz ..... D32/18
- D288,015 S \* 1/1987 Verdier et al.
- D300,214 S \* 3/1989 Adams
- D308,267 S \* 5/1990 Bradd
- D355,058 S \* 1/1995 Phelan ..... D32/18

- D364,013 S \* 11/1995 Klingspor et al. .... D32/18
- 6,125,501 A \* 10/2000 Yip ..... 15/344
- D448,895 S \* 10/2001 Andreas ..... D32/18
- D511,598 S \* 11/2005 Snowball ..... D32/18
- D533,692 S \* 12/2006 Snowball ..... D32/18

\* cited by examiner

*Primary Examiner*—Ruth McInroy

(74) *Attorney, Agent, or Firm*—Hunton & Williams

(57) **CLAIM**

I claim the ornamental design for a combined handheld vacuum and base, as shown and described.

**DESCRIPTION**

FIG. 1 is a front isometric view of a combined handheld vacuum and base showing the claimed design.

FIG. 2 is a front elevational view of the handheld vacuum and base.

FIG. 3 is a rear elevational view of the handheld vacuum and base.

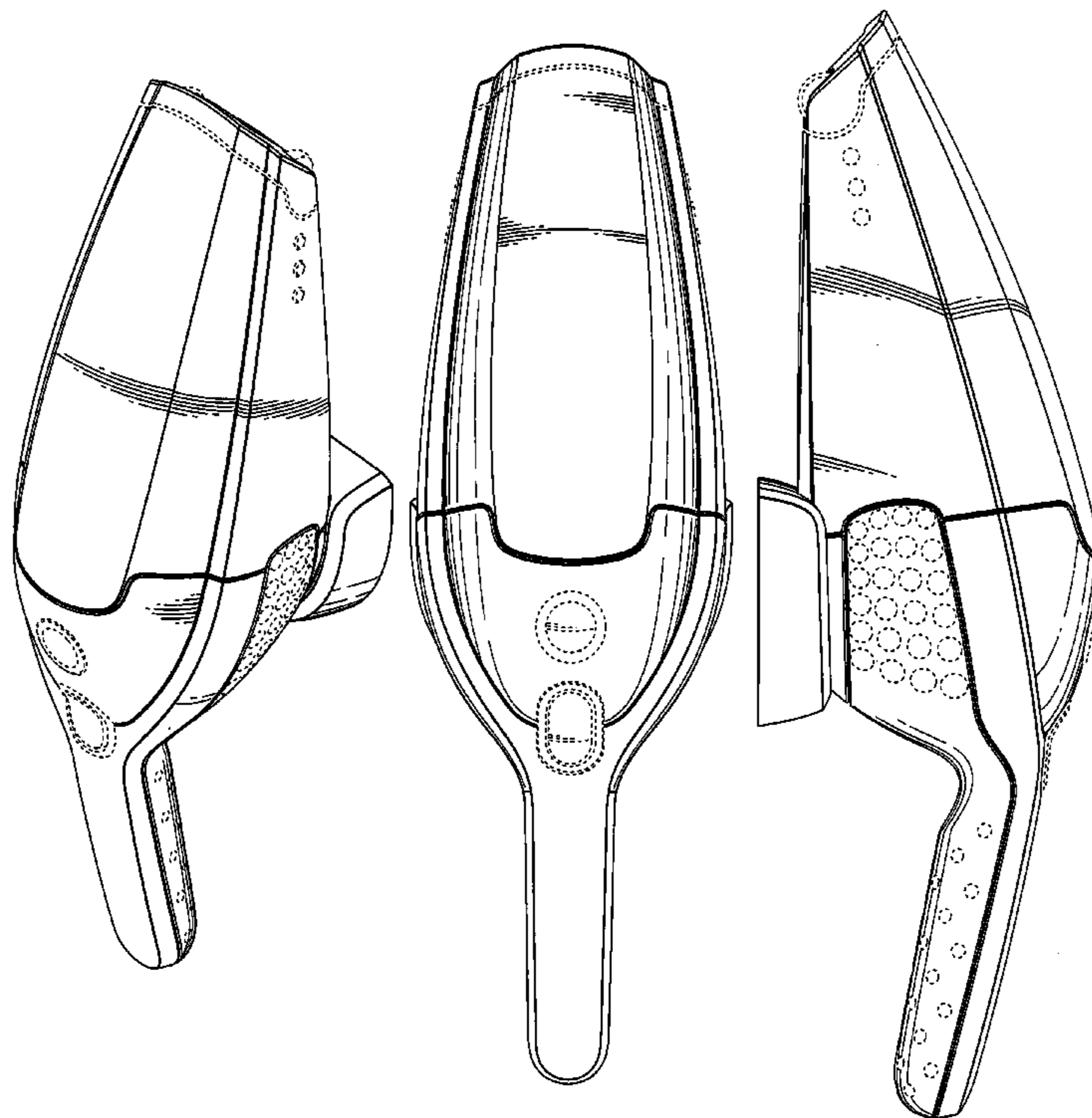
FIG. 4 is a right elevational view of the handheld vacuum and base, the left elevational view being a mirror image of the right elevational view.

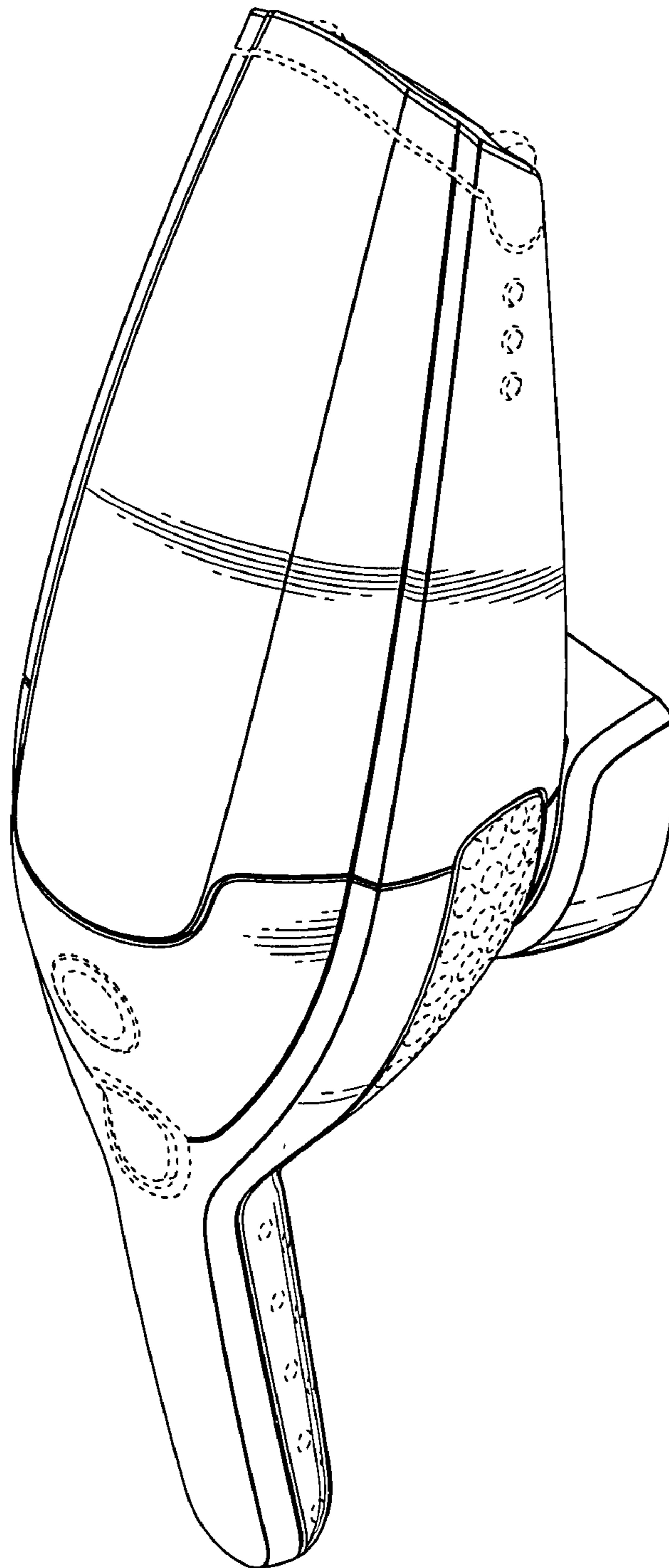
FIG. 5 is a top plan view of the handheld vacuum and base; and,

FIG. 6 is a bottom plan view of the handheld vacuum and base.

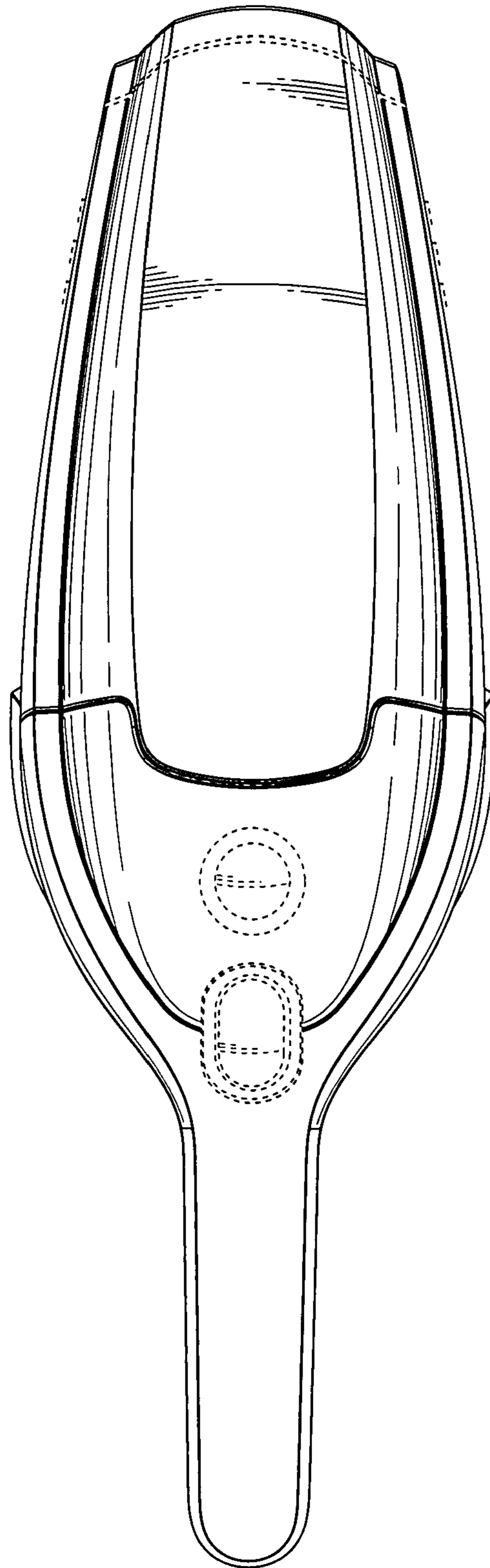
The details shown in broken lines form no part of the claimed design.

**1 Claim, 6 Drawing Sheets**

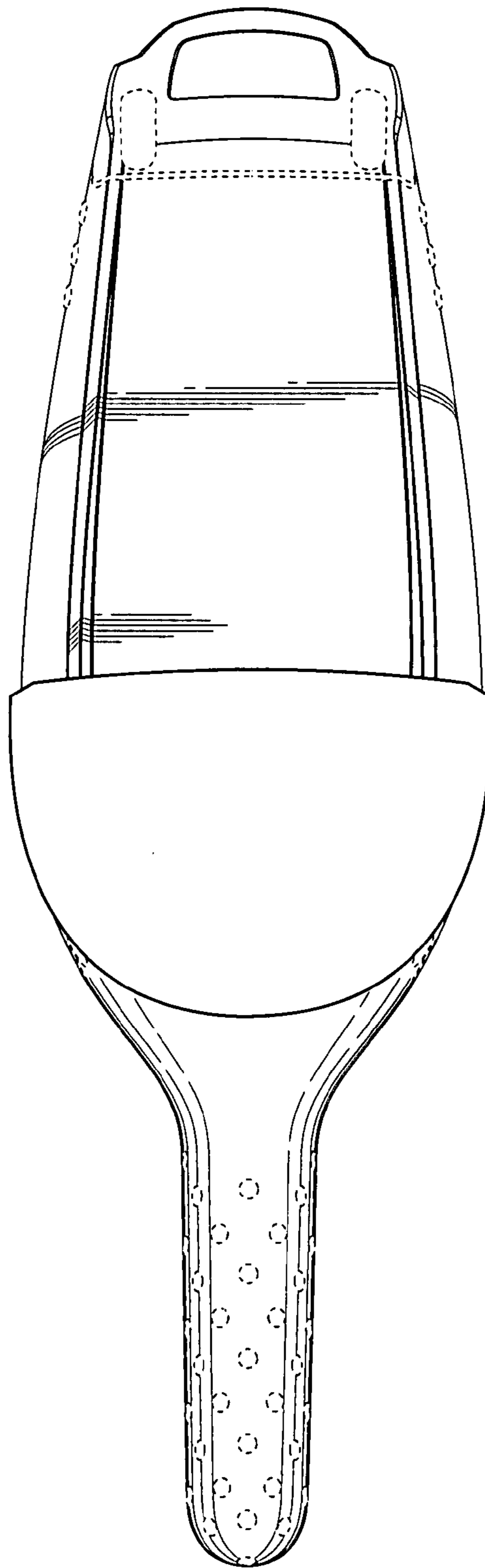




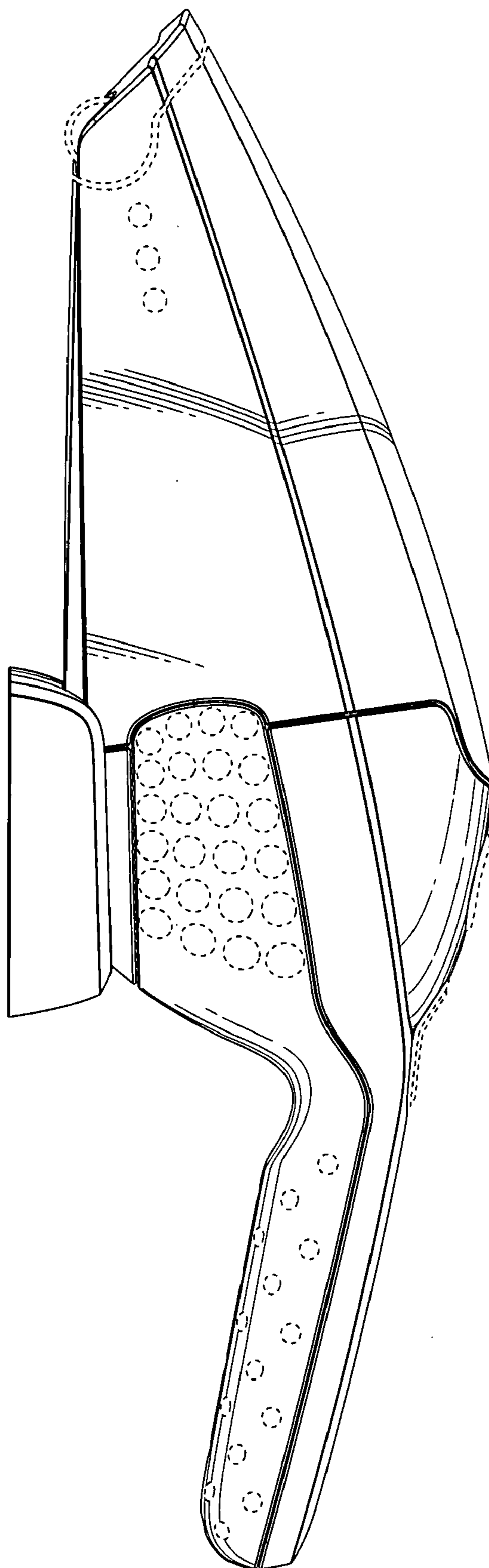
**Fig. 1**



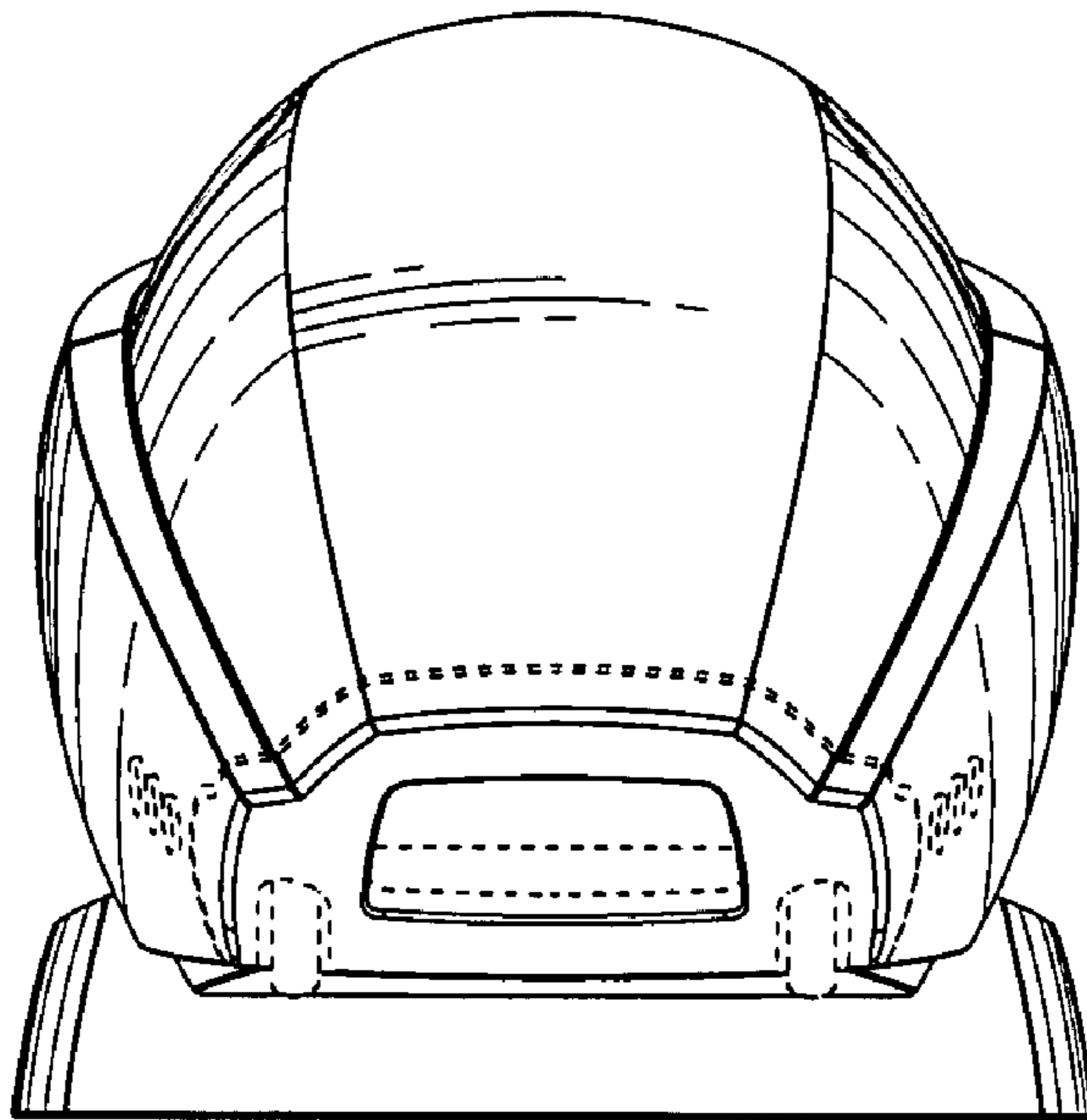
**Fig. 2**



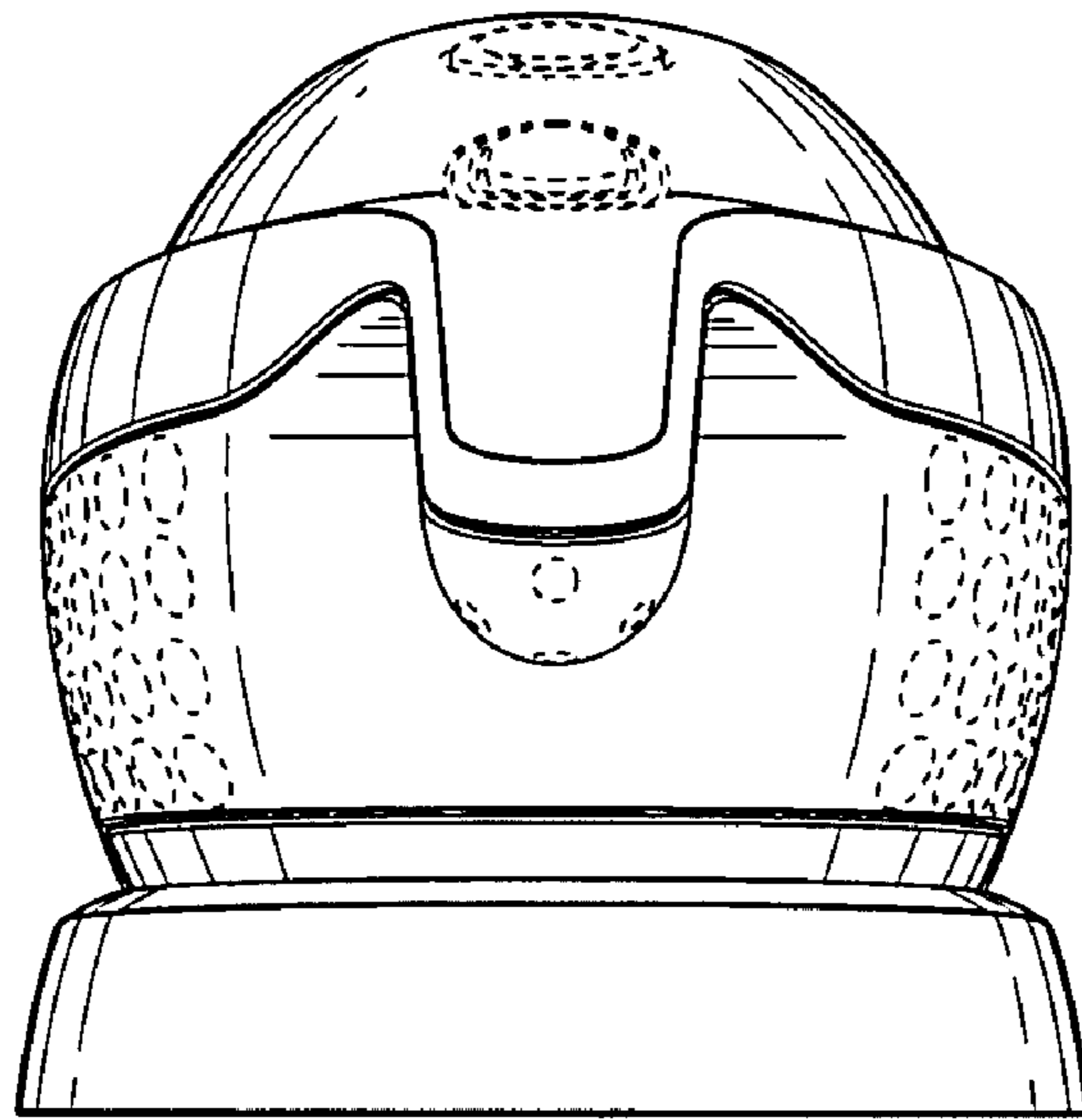
**Fig. 3**



**Fig. 4**



***Fig. 5***



***Fig. 6***