



US00D556957S

(12) **United States Design Patent**
Shin

(10) **Patent No.:** **US D556,957 S**

(45) **Date of Patent:** **** Dec. 4, 2007**

(54) **DRUM WASHING MACHINE**

(75) Inventor: **Sung Soo Shin**, Seoul (KR)

(73) Assignee: **LG Electronics Inc.**, Seoul (KR)

(**) Term: **14 Years**

(21) Appl. No.: **29/268,744**

(22) Filed: **Nov. 13, 2006**

(30) **Foreign Application Priority Data**

May 11, 2006 (KR) 30-2006-0017485

(51) **LOC (8) Cl.** **15-05**

(52) **U.S. Cl.** **D32/6**

(58) **Field of Classification Search** D32/1,
D32/5-10, 25, 28; 68/3 R, 5 R, 12.01, 4,
68/212; 34/523-524; 312/31; 38/1 A
See application file for complete search history.

(56) **References Cited**

U.S. PATENT DOCUMENTS

- D517,258 S * 3/2006 Ha et al. D32/6
- D517,259 S * 3/2006 Ha et al. D32/6
- D518,608 S * 4/2006 Kim et al. D32/6

- D519,247 S * 4/2006 Kim et al. D32/6
- D524,493 S * 7/2006 Choi et al. D32/6
- D537,577 S * 2/2007 Nam et al. D32/6

* cited by examiner

Primary Examiner—Louis S. Zarfes

Assistant Examiner—Kathleen Sims

(74) *Attorney, Agent, or Firm*—Birch, Stewart, Kolasch & Birch, LLP

(57) **CLAIM**

The ornamental design for a drum washing machine, as shown and described.

DESCRIPTION

FIG. 1 is a front, right perspective view of the drum washing machine showing my new design;

FIG. 2 is a front view thereof;

FIG. 3 is a rear view thereof;

FIG. 4 is a left side view thereof;

FIG. 5 is a right side view thereof;

FIG. 6 is a top plan view thereof; and,

FIG. 7 is a bottom plan view thereof.

1 Claim, 7 Drawing Sheets

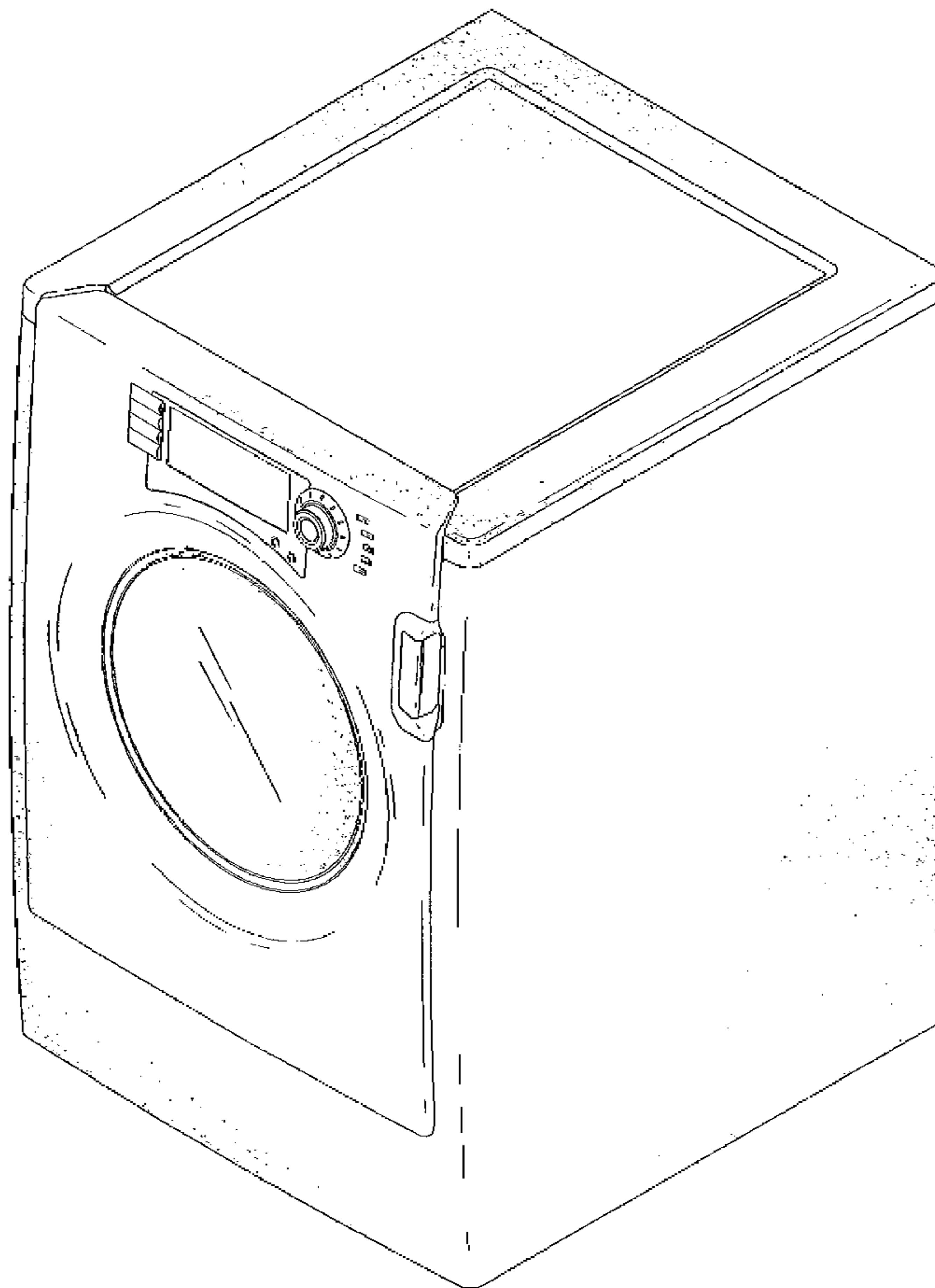


FIG. 1




FIG. 2




FIG. 3




FIG. 4




FIG. 5




FIG. 6




FIG. 7

