



US00D556946S

(12) **United States Design Patent** (10) **Patent No.:** **US D556,946 S**
Seum et al. (45) **Date of Patent:** **** Dec. 4, 2007**

(54) **CLEANING TABLET**

D496,454 S * 9/2004 Beck et al. D24/102
D535,741 S * 1/2007 Stawski et al. D24/101

(75) Inventors: **Susan Marie Seum**, Cincinnati, OH (US); **John Richard Kirk**, McKeesport, PA (US); **Roger Kurt Reichenbach**, Port Vue, PA (US)

FOREIGN PATENT DOCUMENTS

GB 1020678 * 7/1984

OTHER PUBLICATIONS

(73) Assignee: **The Procter & Gamble Company**, Cincinnati, OH (US)

Canadian Industrial Designs Database, Registration # 104005, Registered Dec. 10, 2004, Heart Shaped Tablet for Laundry Use—filed by Colgate-Palmolive Company (4 pages).

(**) Term: **14 Years**

www.dea.gov/photos/mdma/off_white_triangular_tablet_marked.jpg Picture of white triangular tablet printed Aug. 17, 2006.

(21) Appl. No.: **29/264,796**

* cited by examiner

(22) Filed: **Aug. 17, 2006**

Primary Examiner—Jennifer Rivard

(51) **LOC (8) Cl.** **28-03**

(74) *Attorney, Agent, or Firm*—Julia A. Glazer; Kim William Zerby

(52) **U.S. Cl.** **D28/8.1; D24/101**

(58) **Field of Classification Search** 510/440–442, 510/445–450, 221, 224, 225, 141, 143, 147, 510/294; D28/4, 8.1, 8.2; D24/101–104
See application file for complete search history.

(57) **CLAIM**

We claim the ornamental design for the cleaning tablet, as shown and described.

(56) **References Cited**

DESCRIPTION

U.S. PATENT DOCUMENTS

- D34,312 S 4/1901 Ewell et al.
- D300,878 S * 4/1989 Contractor D24/101
- D301,766 S * 6/1989 Contractor et al. D24/102
- D302,337 S * 7/1989 Bresloff et al. D24/101
- D304,626 S * 11/1989 Contractor et al. D24/102
- D314,442 S * 2/1991 Shott et al. D24/101
- 5,009,896 A 4/1991 Becker
- D432,641 S * 10/2000 Burrows D24/101
- D433,750 S * 11/2000 Burrows D24/101
- D450,883 S * 11/2001 Buter et al. D28/8.1
- 6,502,513 B1 1/2003 Barnes et al.
- D477,866 S * 7/2003 Dubois et al. D24/101
- 6,589,925 B1 7/2003 Binstock et al.

FIG. 1 is a perspective view of a cleaning tablet showing my new design.

FIG. 2 is a top view of the cleaning tablet of FIG. 1.

FIG. 3 is a bottom view of the cleaning tablet of FIG. 1.

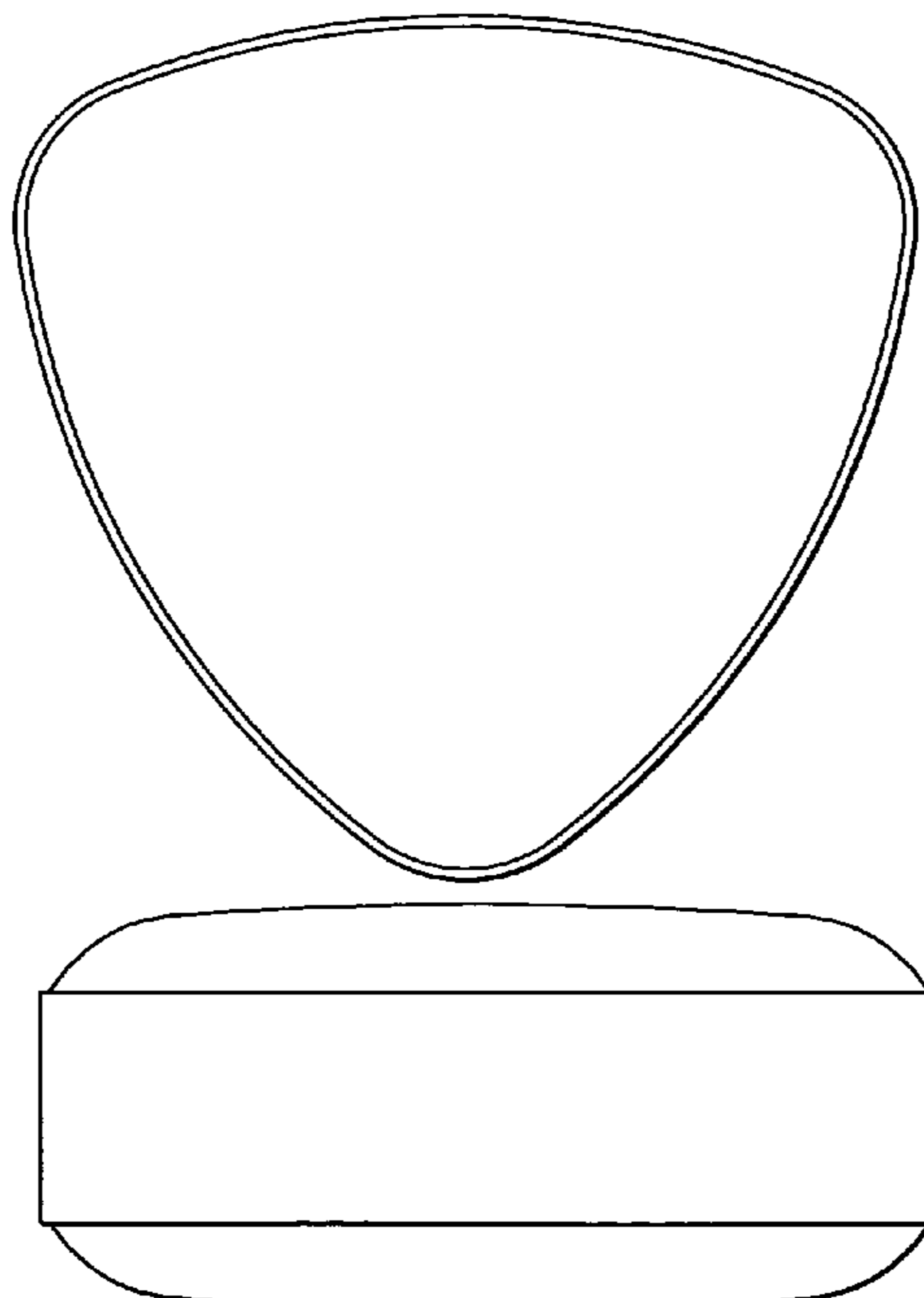
FIG. 4 is a front view of the cleaning tablet of FIG. 1.

FIG. 5 is a back view of the cleaning tablet of FIG. 1.

FIG. 6 is a right side view of the cleaning tablet of FIG. 1; and,

FIG. 7 is a left side view of the cleaning tablet of FIG. 1.

1 Claim, 3 Drawing Sheets



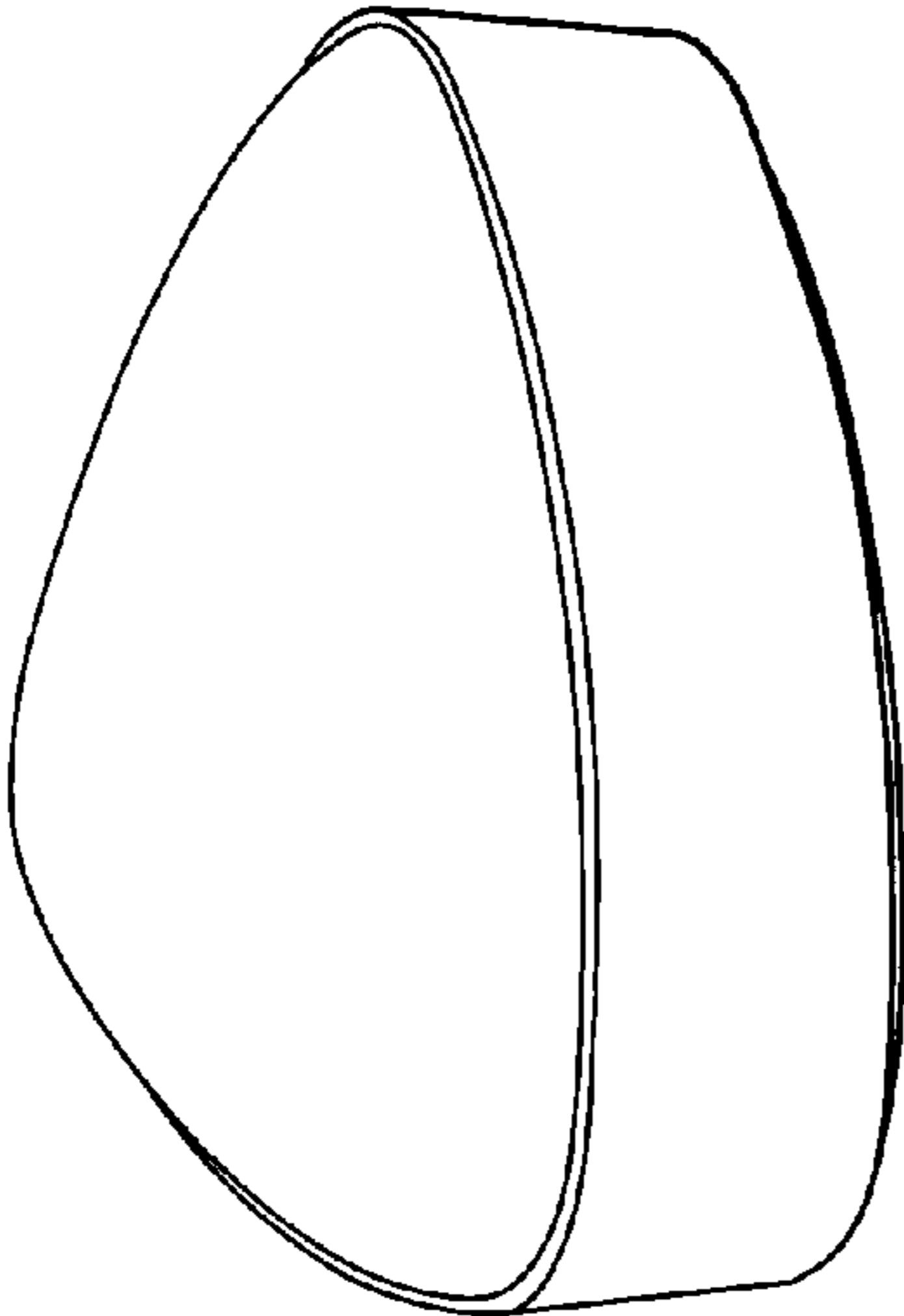


FIG. 1

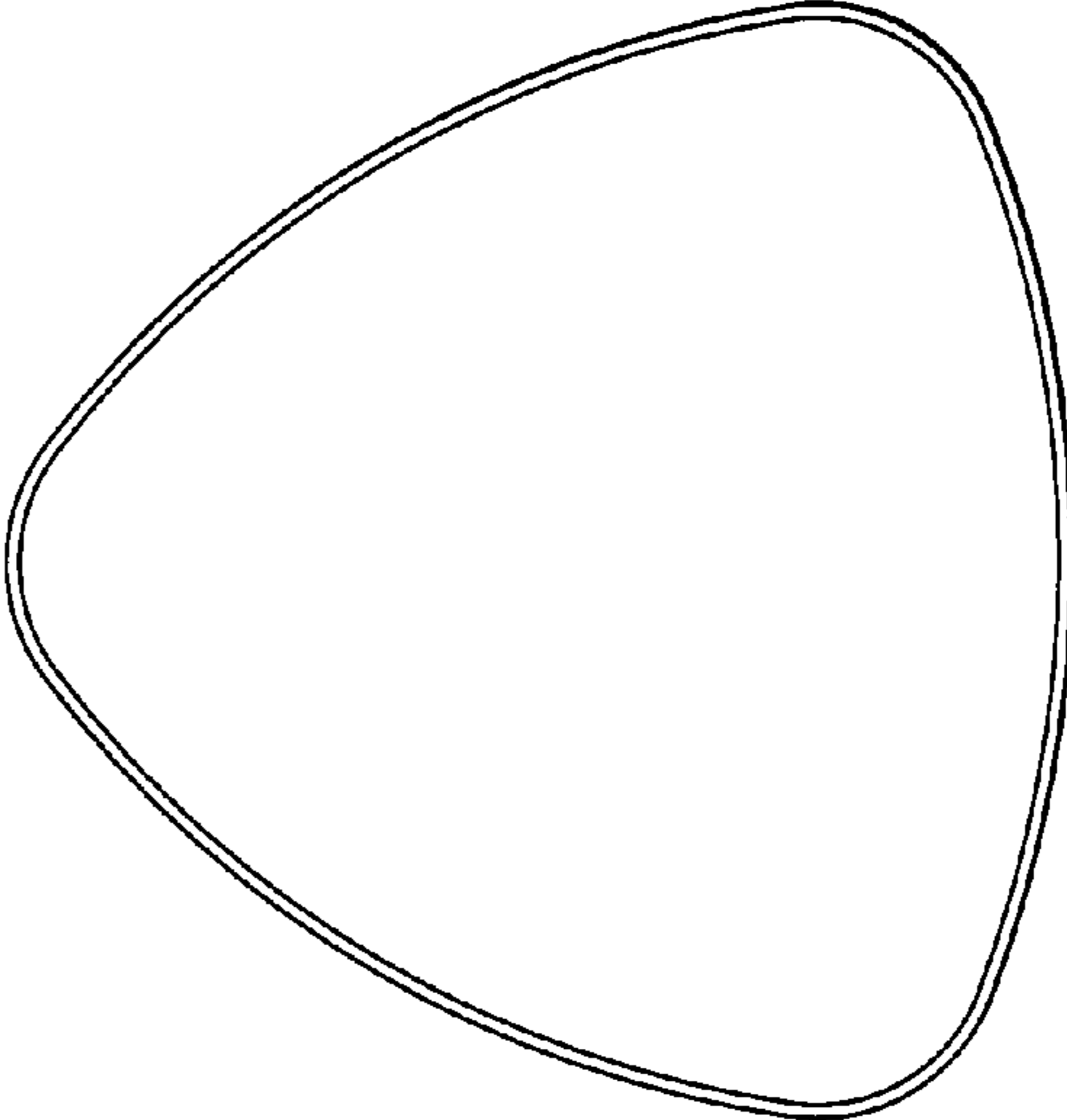


FIG. 2

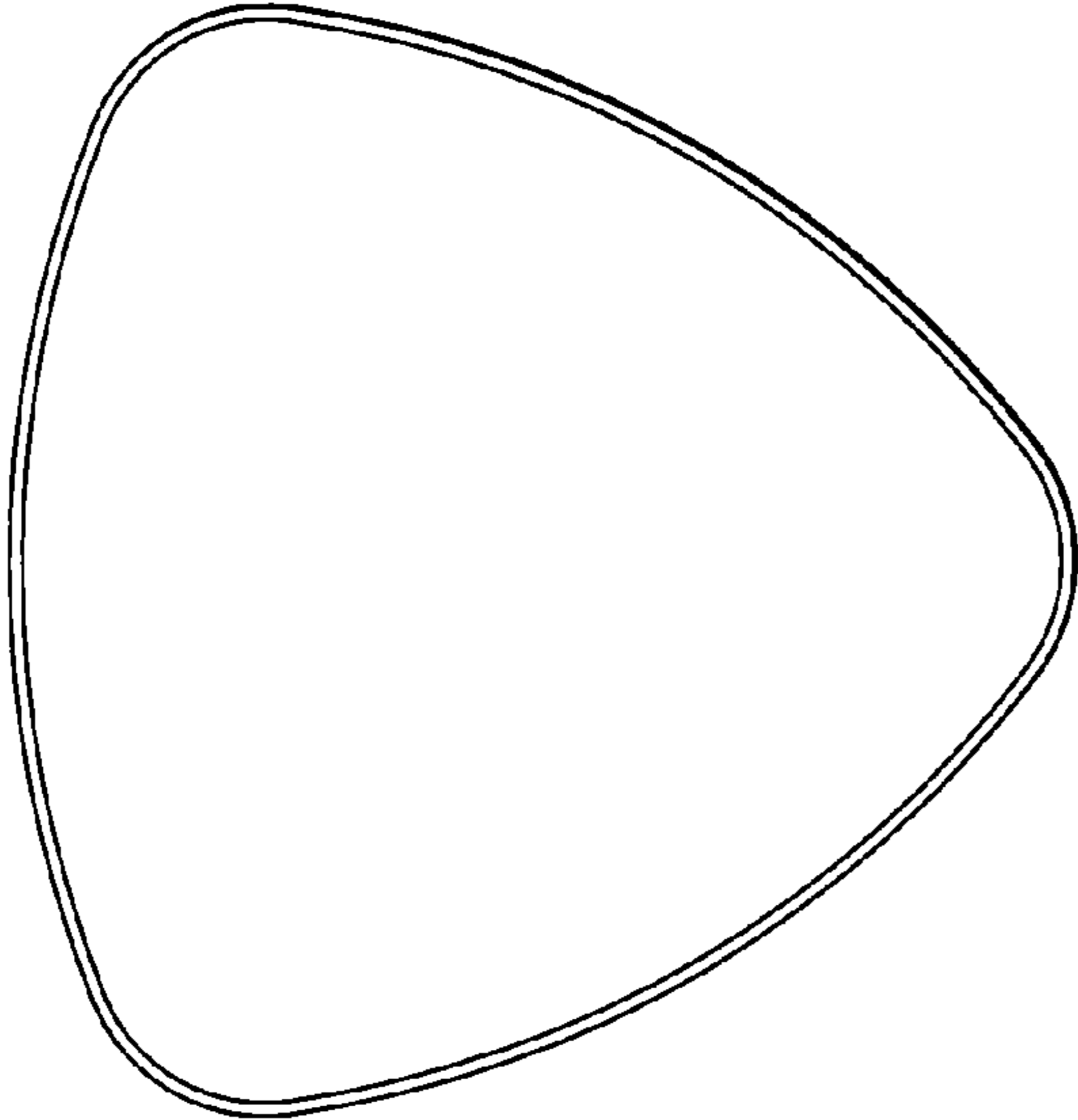


FIG. 3




FIG. 4

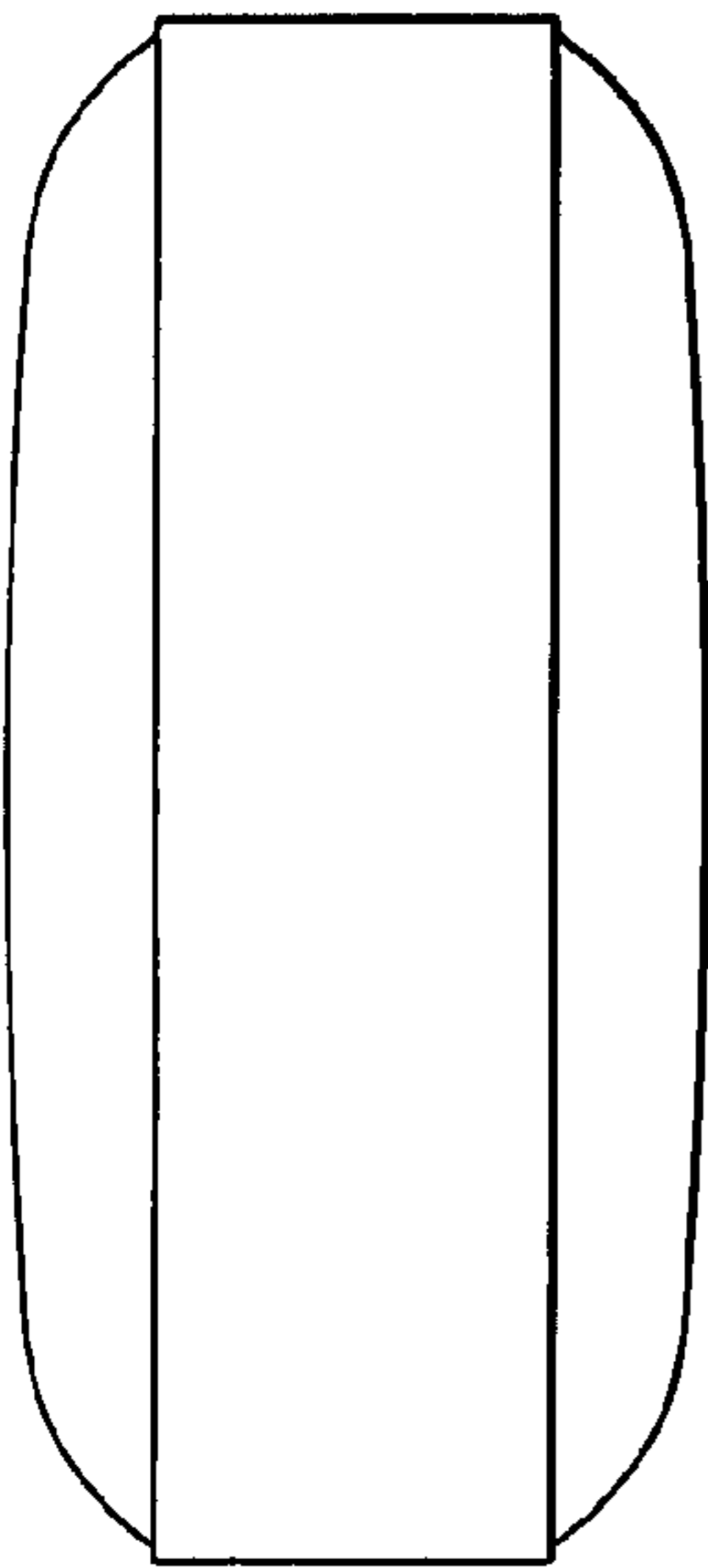


FIG. 5

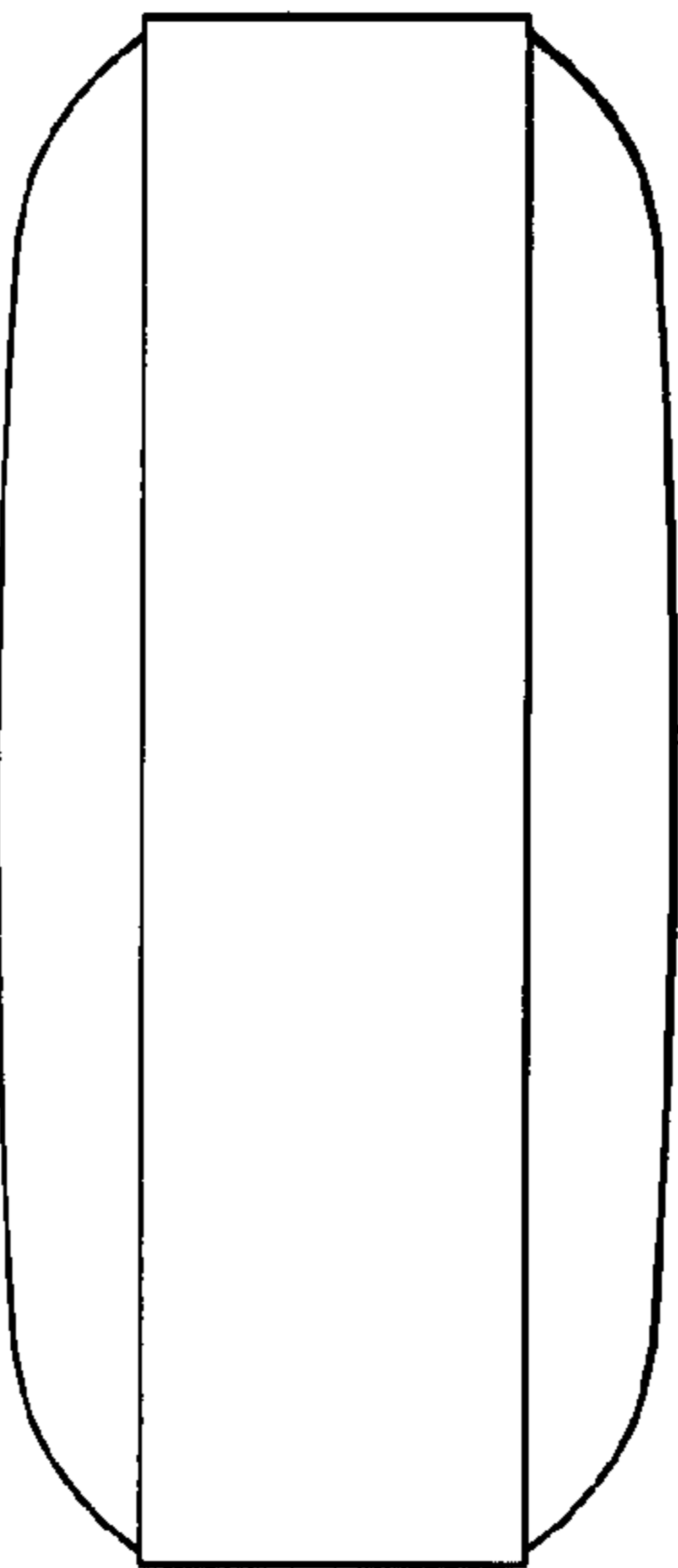


FIG. 6

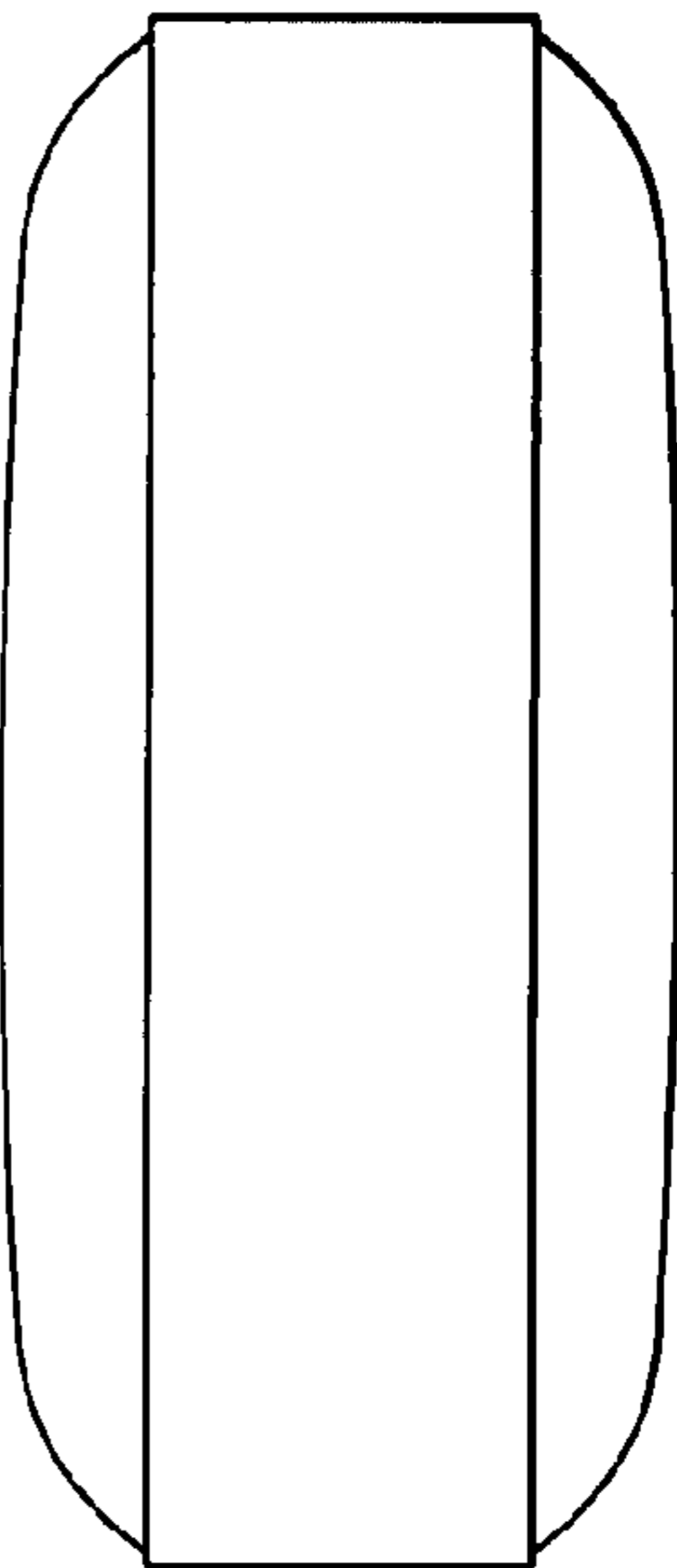


FIG. 7