



US00D556936S

(12) **United States Design Patent**
Miranda

(10) **Patent No.:** **US D556,936 S**
(45) **Date of Patent:** **** Dec. 4, 2007**

(54) **WALL MOUNT LIGHTING FIXTURE**

D468,047 S * 12/2002 Lara D26/85

(76) **Inventor:** **Pasquale Miranda**, 63- 2nd St., Garden City, NY (US) 11530

(**) **Term:** **14 Years**

(21) **Appl. No.:** **29/230,388**

(22) **Filed:** **May 20, 2005**

(51) **LOC (8) Cl.** **26-03**

(52) **U.S. Cl.** **D26/85**

(58) **Field of Classification Search** D26/72,
D26/85, 87, 92; 362/147, 132, 404-406,
362/432

See application file for complete search history.

(56) **References Cited**

U.S. PATENT DOCUMENTS

- D77,408 S * 1/1929 Hall, Jr. D26/85
- D185,974 S * 8/1959 Rumbusch et al. D26/85
- D187,082 S * 1/1960 Parker, Jr. D26/85
- D197,530 S * 2/1964 Jaffe, Jr. et al. D26/85
- D294,739 S * 3/1988 Joerger D26/87
- D402,074 S * 12/1998 Crosby D26/85
- D415,305 S * 10/1999 Putman D26/87

OTHER PUBLICATIONS

Wall lamps from the "Gotham Collection" on p. 111 of the 2004 Edition—Murray Feiss Big Book catalog.*
Item D—wire banded wall torch, and item E—half cone wall sconce, both on p. 87 of the Hubbardton Forge 2002 catalog.*

* cited by examiner

Primary Examiner—Clare E Heflin

(57) **CLAIM**

The ornamental design for a wall mount lighting fixture, as shown and described.

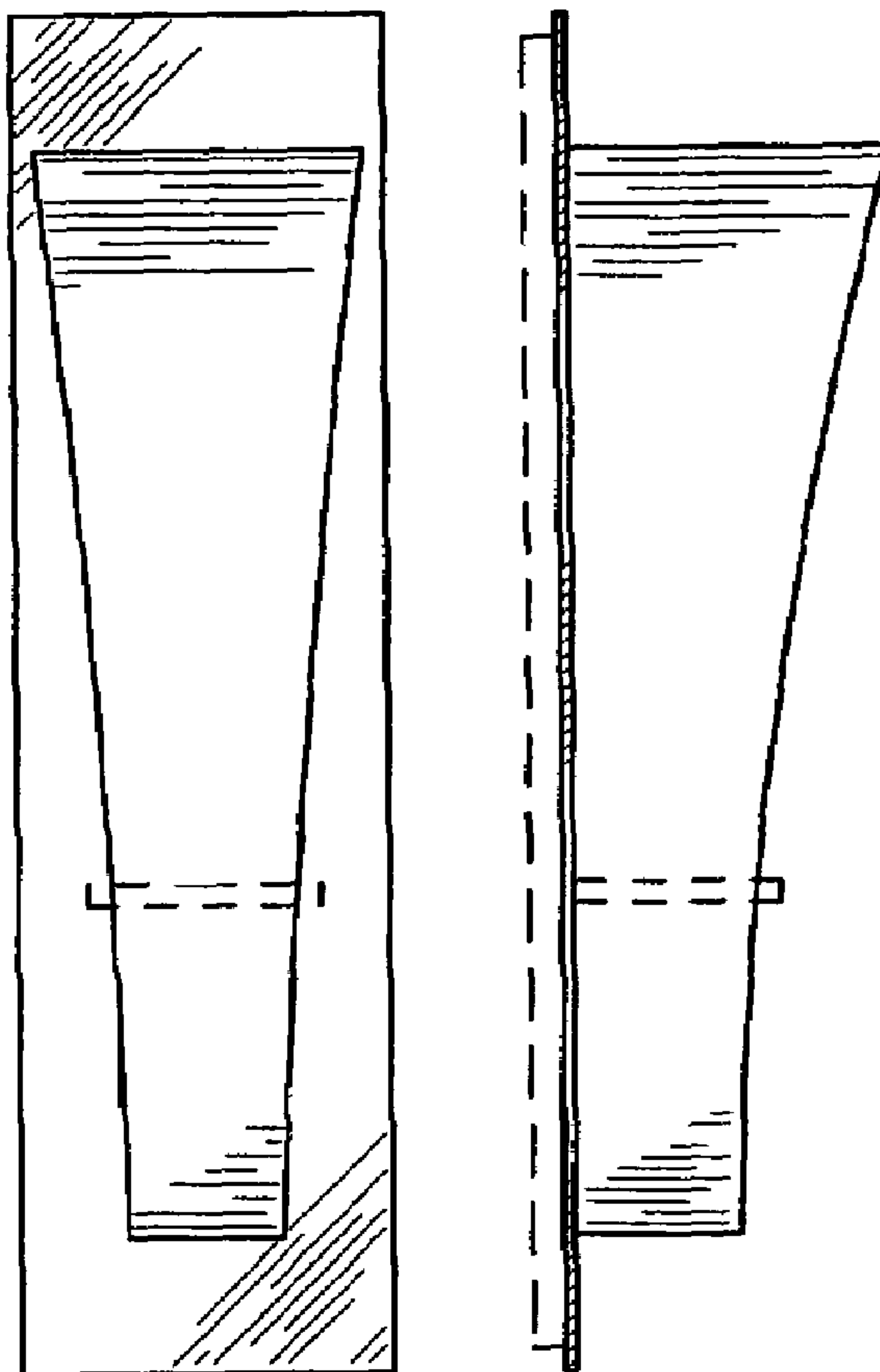
DESCRIPTION

FIG. 1 is a front elevational view of wall mount lighting fixture showing my new design, the rear surface being flat; FIG. 2 is a side elevational view thereof, opposite side being identical; and,

FIG. 3 is a top plan view thereof.

The broken-line showing of environmental structures in FIGS. 1-3 is for illustrative purposes only and forms no part of the claimed design.

1 Claim, 1 Drawing Sheet



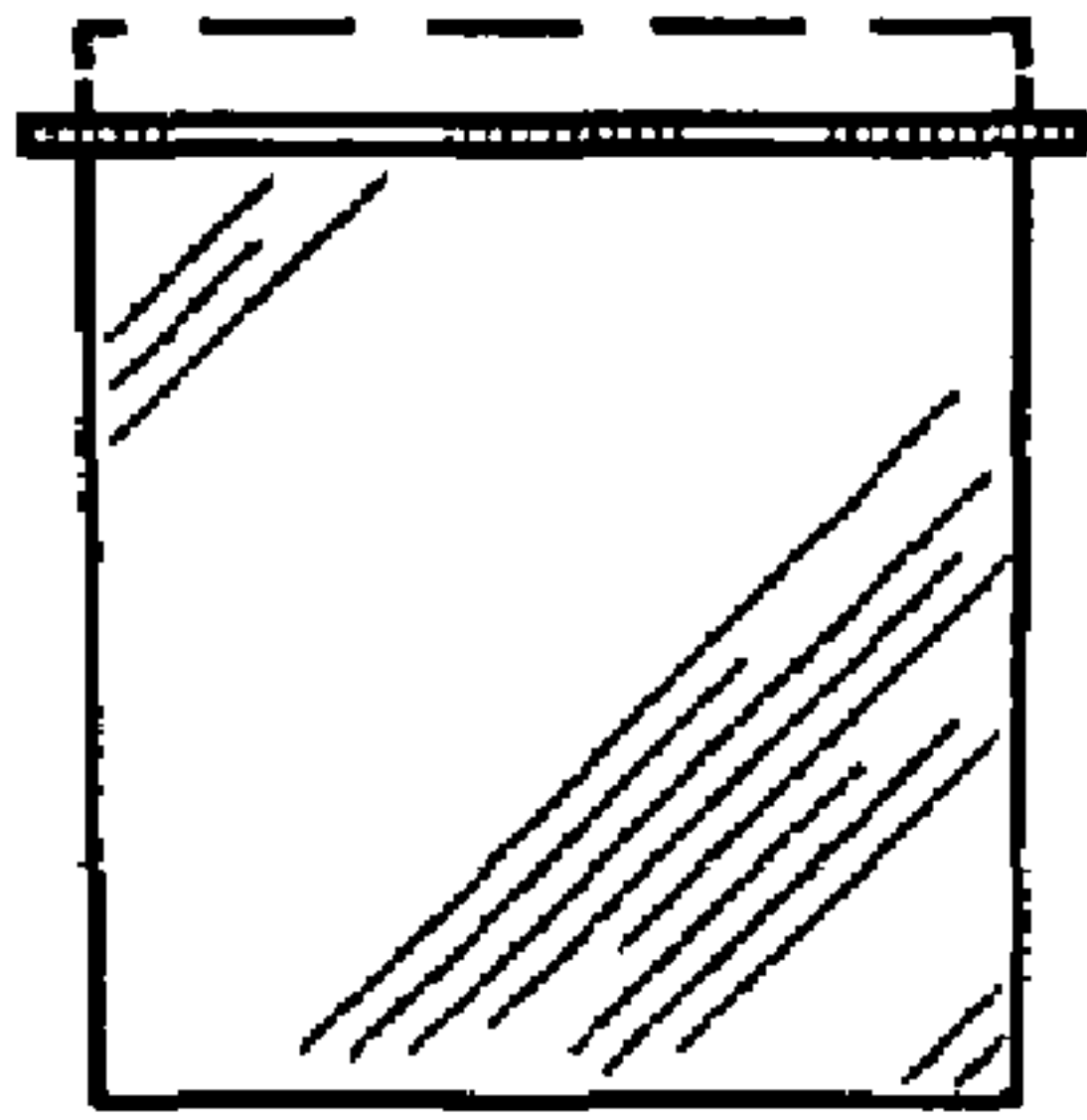


FIG. 3

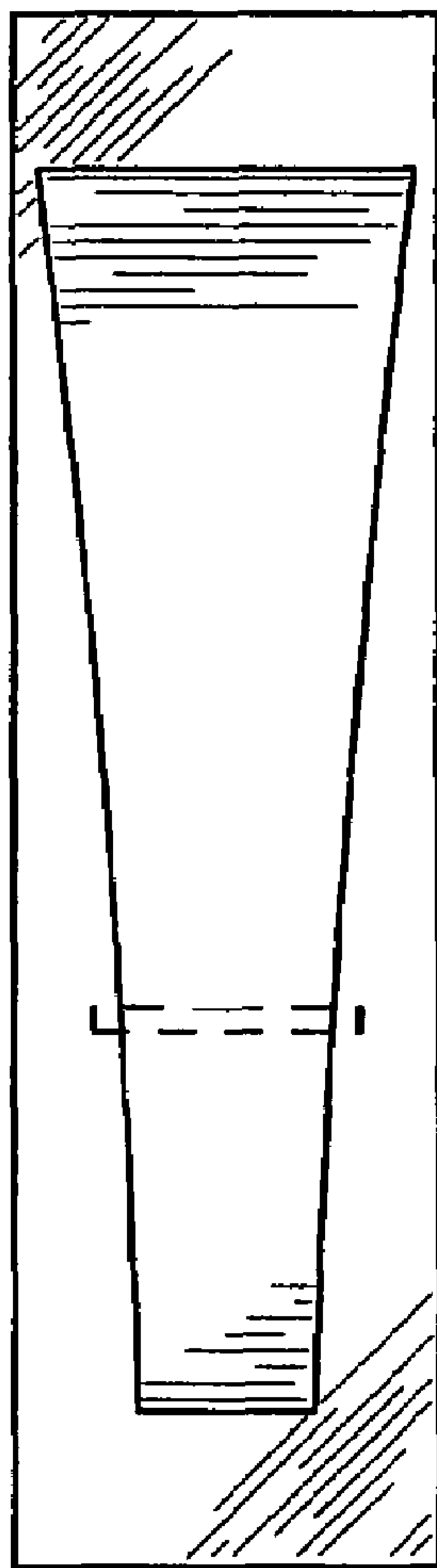


FIG. 1

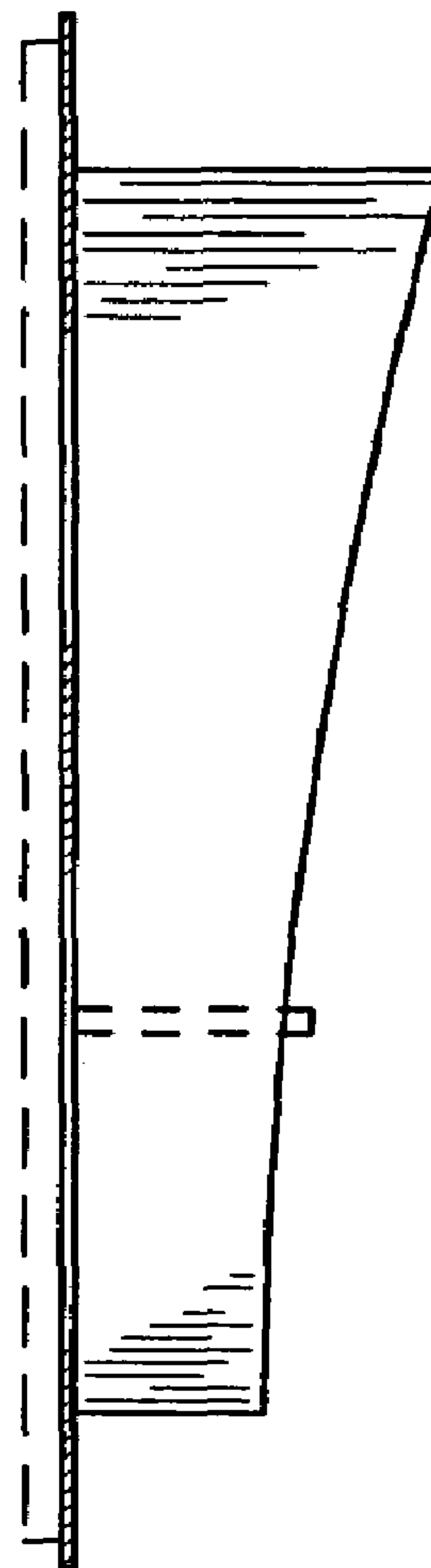


FIG. 2