



US00D556935S

(12) **United States Design Patent** (10) **Patent No.:** **US D556,935 S**
Quioque et al. (45) **Date of Patent:** **** Dec. 4, 2007**

(54) **LIGHTING FIXTURE**

(75) Inventors: **Honesto D. Quioque**, Florence, KY (US); **Ronald P. Leonard**, Simpsonville, SC (US)

(73) Assignee: **Hubbell Incorporated**, Orange, CT (US)

(**) Term: **14 Years**

(21) Appl. No.: **29/241,333**

(22) Filed: **Oct. 27, 2005**

(51) **LOC (8) Cl.** **26-05**

(52) **U.S. Cl.** **D26/71**

(58) **Field of Classification Search** D26/67, D26/68, 70, 71, 87, 92; 362/147, 370, 431
See application file for complete search history.

(56) **References Cited**

U.S. PATENT DOCUMENTS

D205,624 S	8/1966	Pritchett	
3,358,133 A *	12/1967	Hoxie et al.	362/282
3,387,866 A	6/1968	Baldwin	
3,654,453 A	4/1972	Jablonski	
4,028,541 A	6/1977	Franklin	
D264,135 S	4/1982	Zwillich et al.	
4,639,843 A	1/1987	Compton	

(Continued)

Primary Examiner—Clare E Heflin

(74) *Attorney, Agent, or Firm*—Jenae C. Avallone; Mark S. Bicks; Alfred N. Goodman

(57) **CLAIM**

The ornamental design for a lighting fixture, as shown and described.

DESCRIPTION

FIG. 1 is a top plan view of a lighting fixture in accordance with a first embodiment of the present invention;


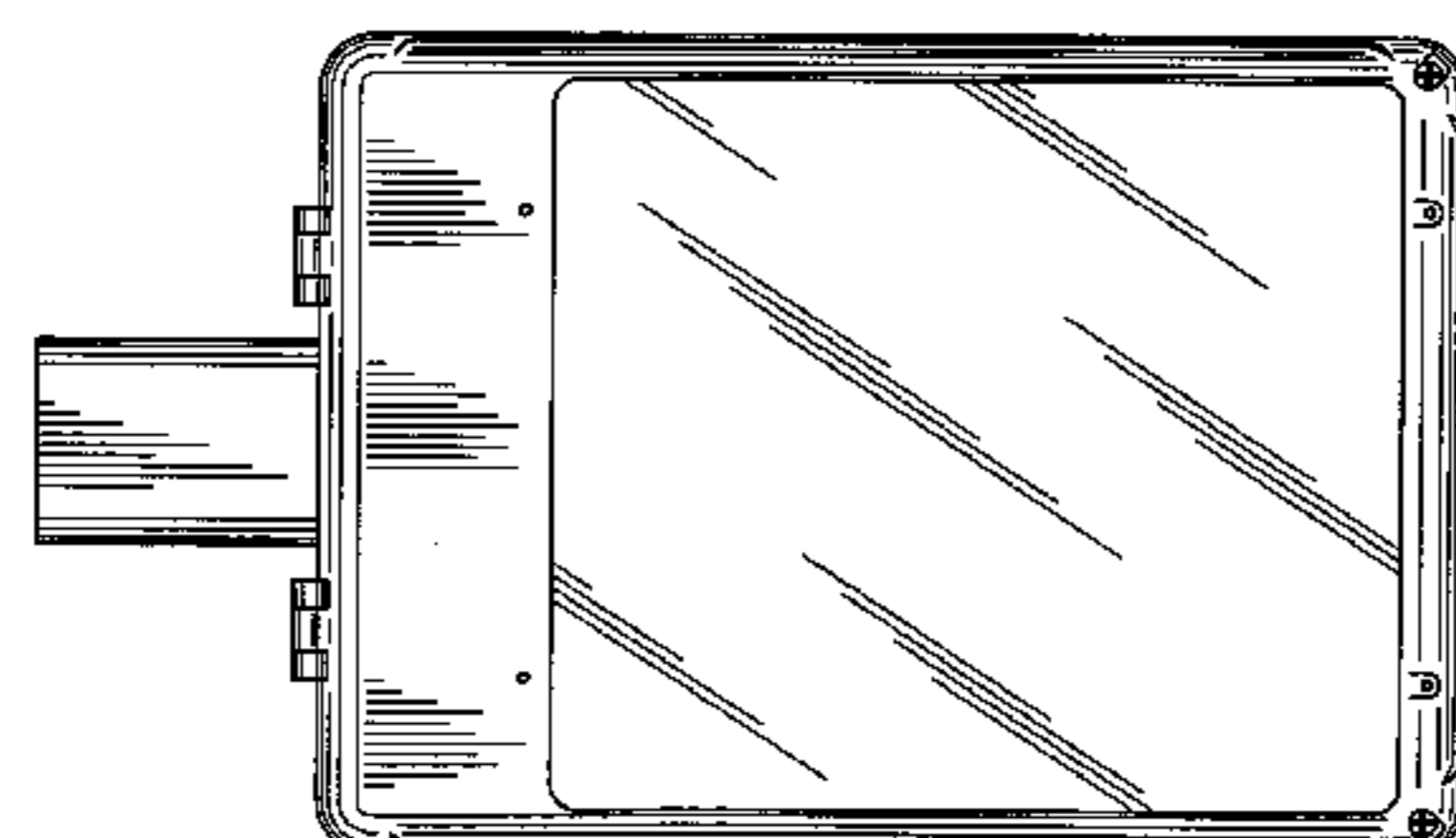
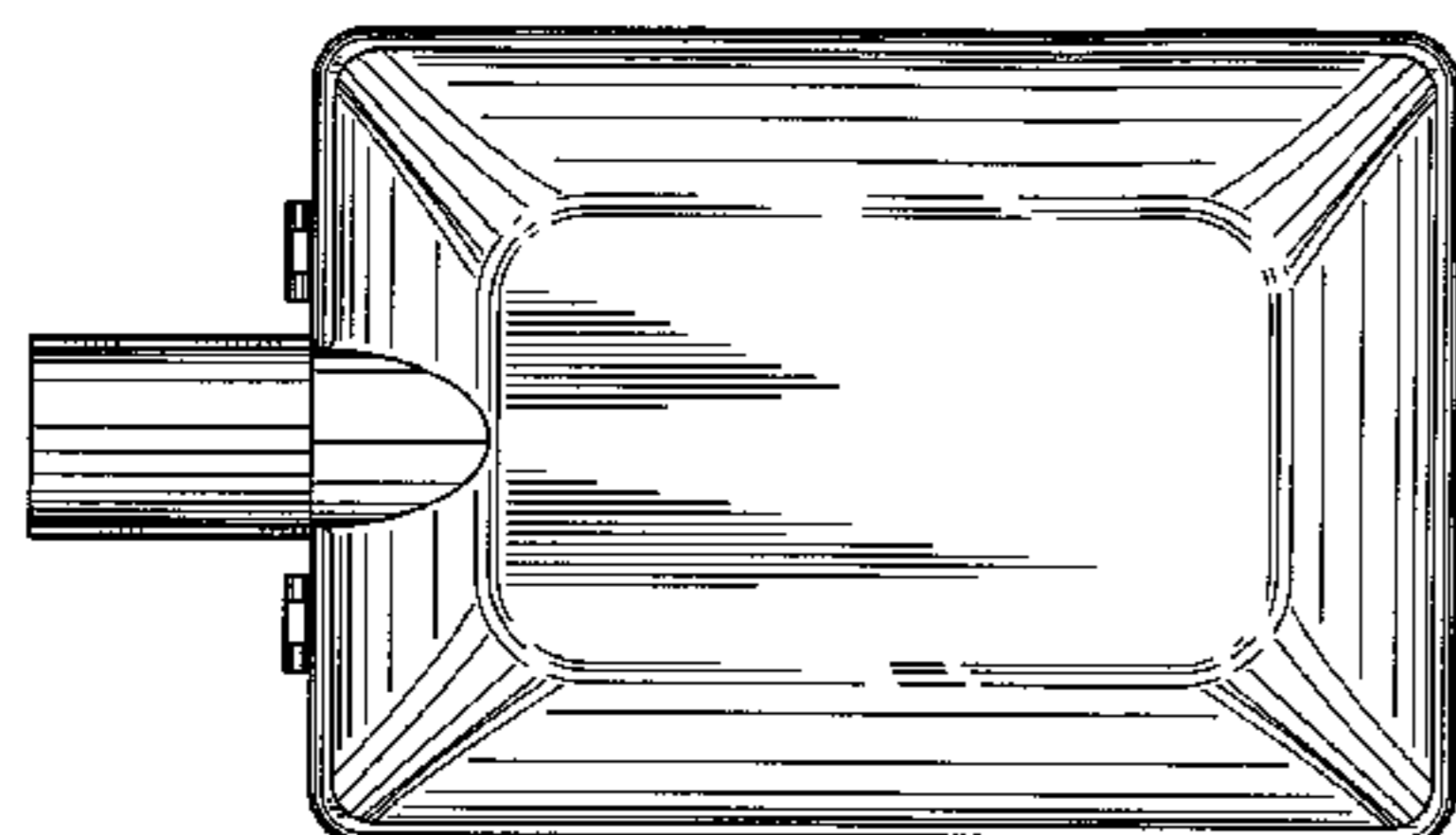


FIG. 2 is a bottom plan view of the lighting fixture illustrated in FIG. 1;

FIG. 3 is a right side elevational view of the lighting fixture illustrated in FIGS. 1–2;

FIG. 4 is a left side elevational view of the lighting fixture illustrated in FIGS. 1–3;

FIG. 5 is a front elevational view of the lighting fixture illustrated in FIGS. 1–4, the rear elevational view of the lighting fixture illustrated in FIGS. 1–4 being the same as the front elevational view in FIG. 5;

FIG. 6 is a top plan view of a lighting fixture including a straight arm in accordance with a second embodiment of the present invention;

FIG. 7 is a bottom plan view of the lighting fixture illustrated in FIG. 6;

FIG. 8 is a right side elevational view of the lighting fixture illustrated in FIGS. 6–7;

FIG. 9 is a left side elevational view of the lighting fixture illustrated in FIGS. 6–8;

FIG. 10 is a front elevational view of the lighting fixture illustrated in FIGS. 6–9, the rear elevational view of the lighting fixture illustrated in FIGS. 6–9 being the same as the left side elevational view in FIG. 10;

FIG. 11 is a top plan view of the lighting fixture including an upswept arm in accordance with a third embodiment of the present invention;

FIG. 12 is a bottom plan view of the lighting fixture illustrated in FIG. 11;

FIG. 13 is a right side elevational view of the lighting fixture illustrated in FIGS. 11–12;

FIG. 14 is a left side elevational view of the lighting fixture illustrated in FIGS. 11–13; and,

FIG. 15 is a front elevational view of the lighting fixture illustrated in FIGS. 11–14, the rear elevational view of the lighting fixture illustrated in FIGS. 11–14 being the same as the left side elevational view in FIG. 15.

1 Claim, 9 Drawing Sheets

US D556,935 S

Page 2

U.S. PATENT DOCUMENTS

D323,897 S	2/1992	Compton	D465,050 S	10/2002	Crelin
D391,659 S	3/1998	Gaskins et al.	D492,441 S	6/2004	Bradford et al.
5,896,288 A *	4/1999	Lecheler et al. 363/146	D500,569 S	1/2005	Butler
D437,958 S	2/2001	Doron, Jr. et al.	D501,057 S	1/2005	Haugaard et al.
D439,695 S	3/2001	Compton et al.	D501,946 S	2/2005	Haugaard et al.
D442,313 S	5/2001	Wojtkowiak et al.	D501,947 S	2/2005	Haugaard et al.
D447,590 S	9/2001	Raouf et al.	D502,283 S	2/2005	Haugaard et al.
6,419,378 B1	7/2002	Wedell et al.	D531,342 S *	10/2006	Kauffman et al. D26/68

* cited by examiner

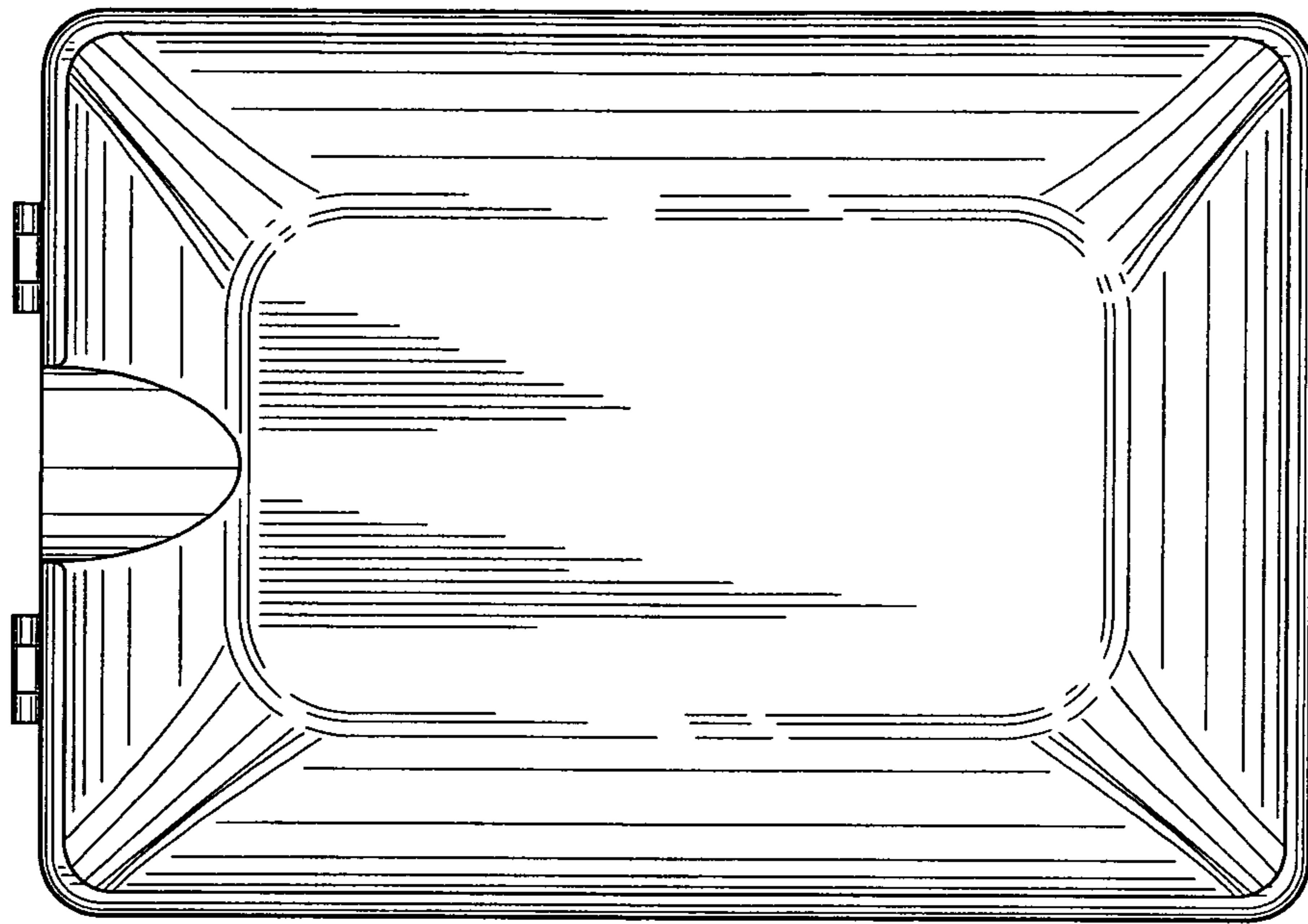


FIG. 1

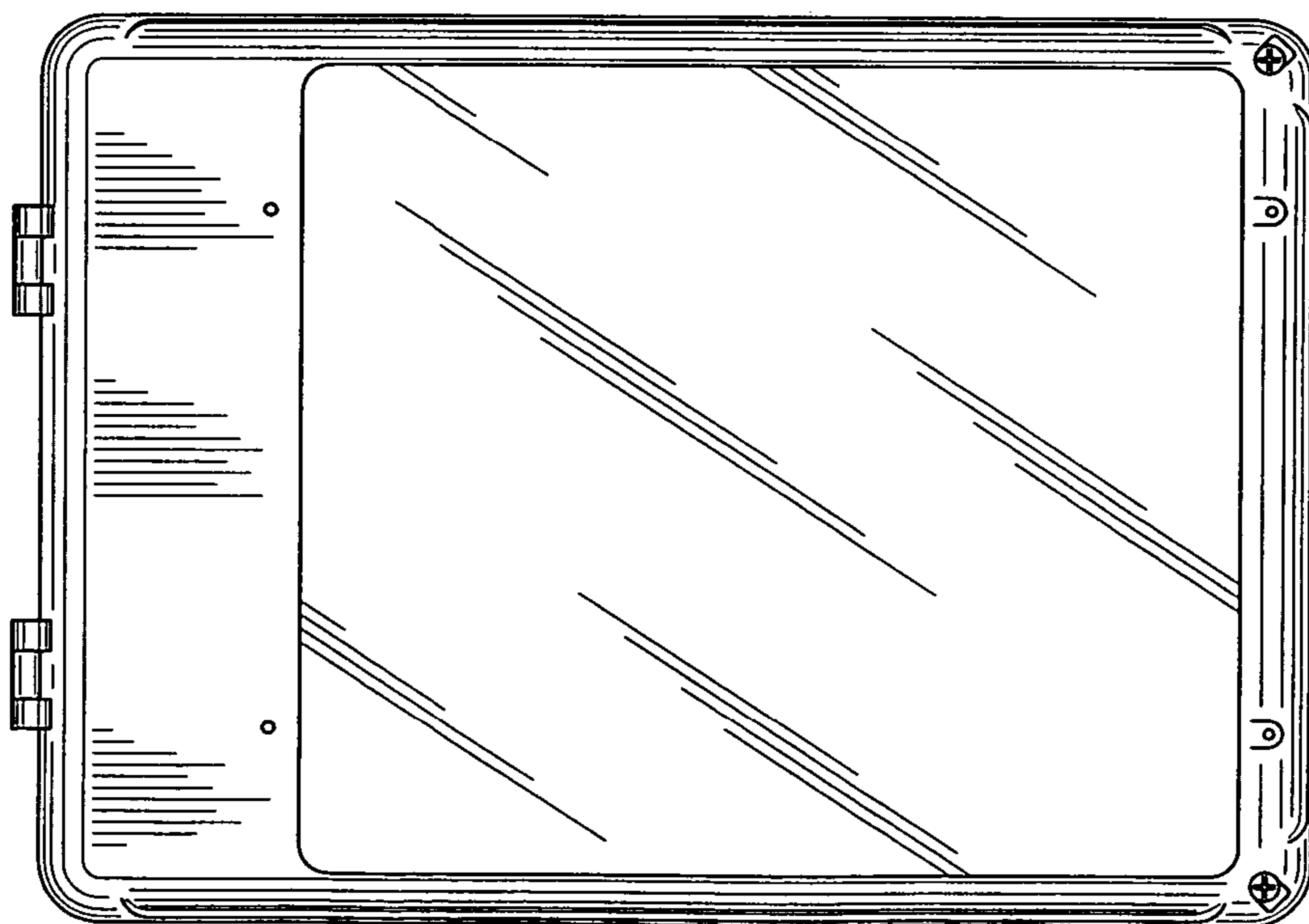


FIG. 2




FIG. 3




FIG. 4




FIG. 5

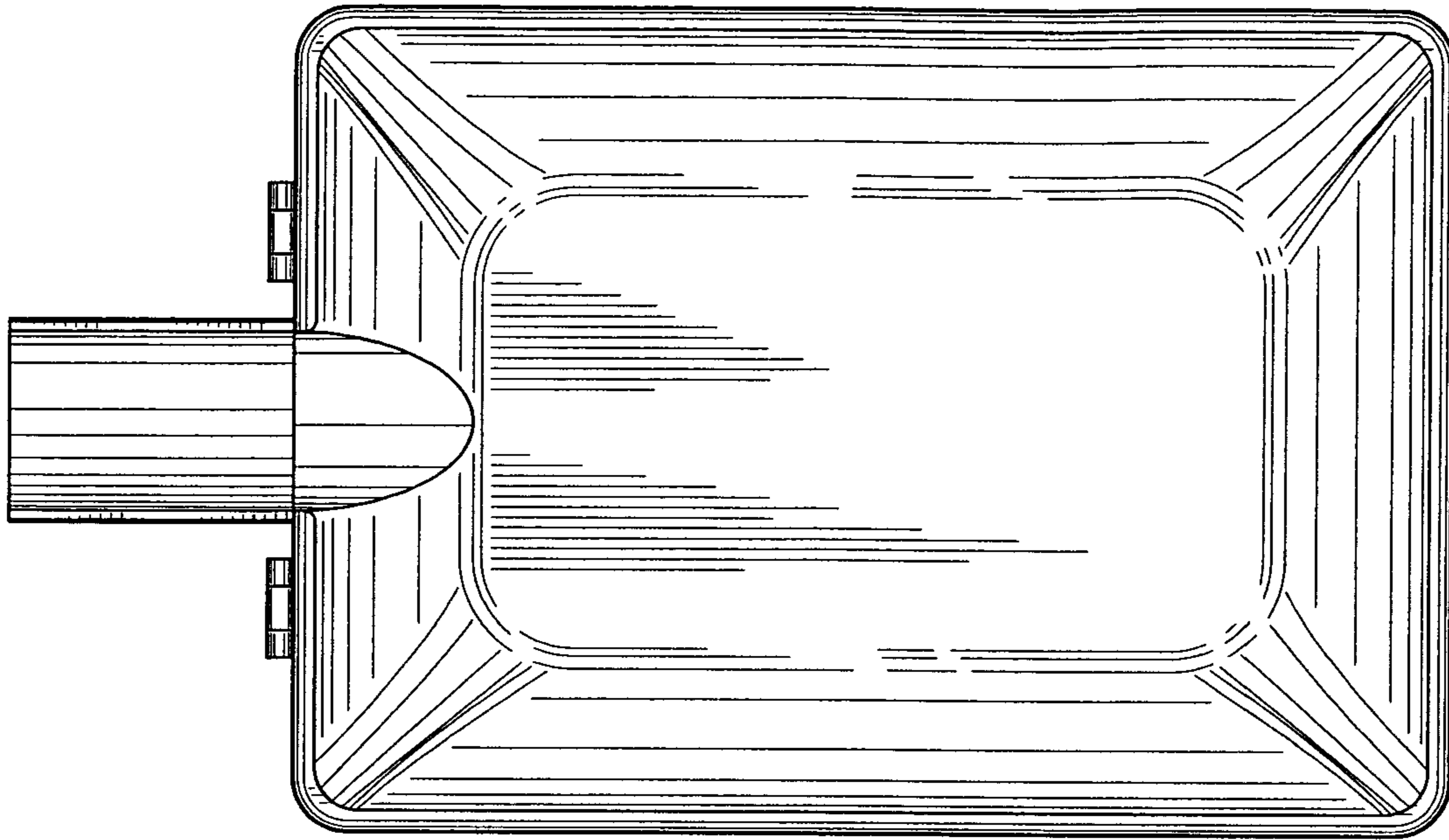


FIG. 6

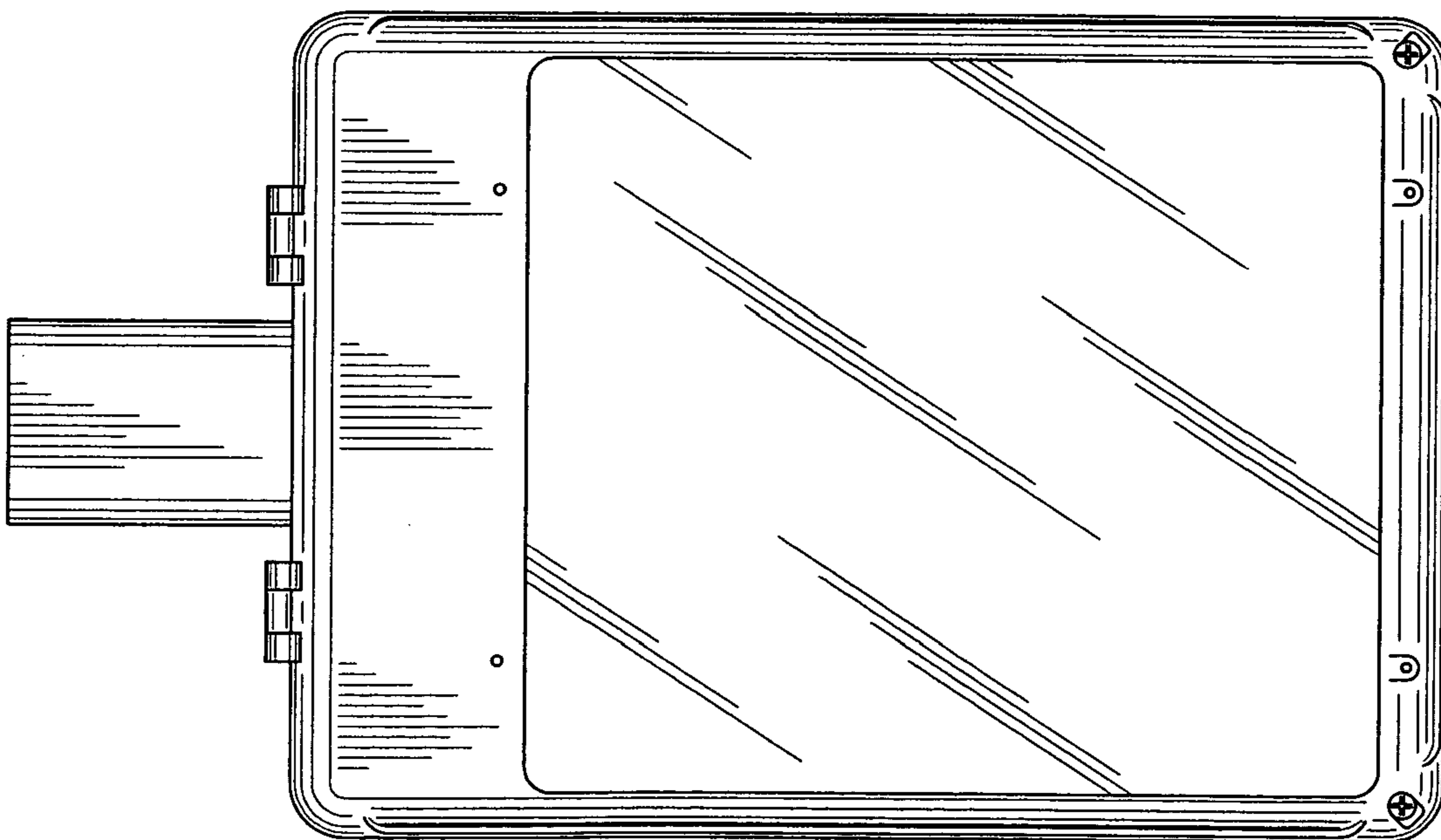


FIG. 7




FIG. 8

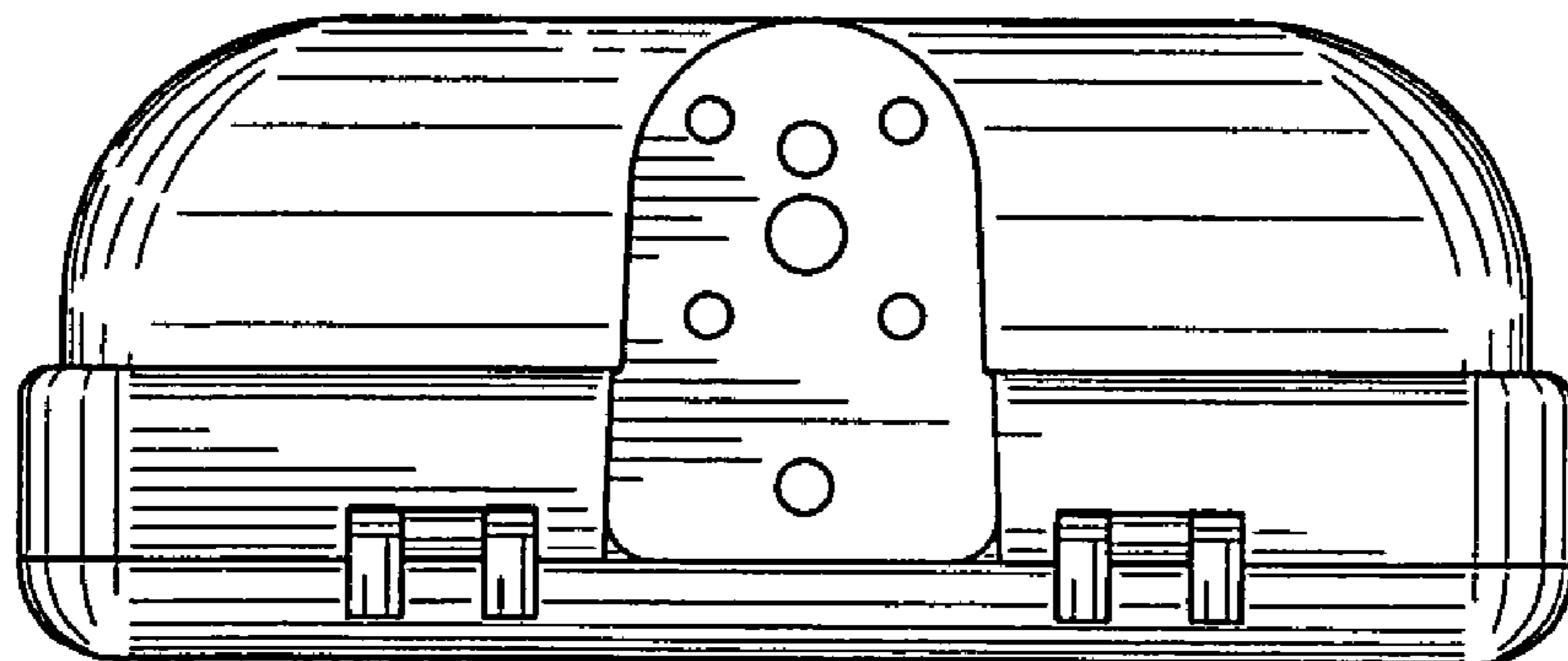


FIG. 9




FIG. 10

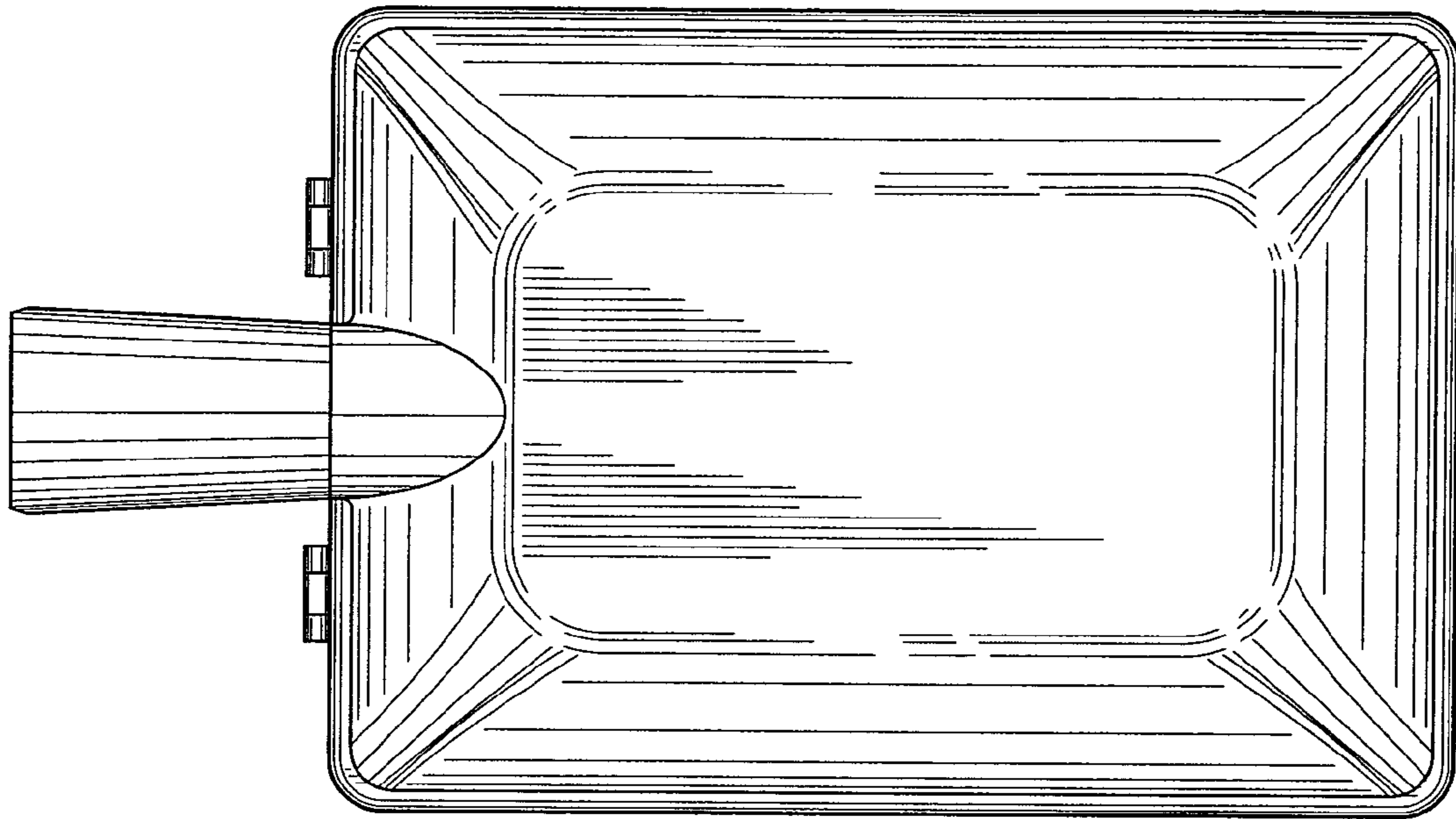


FIG. 11

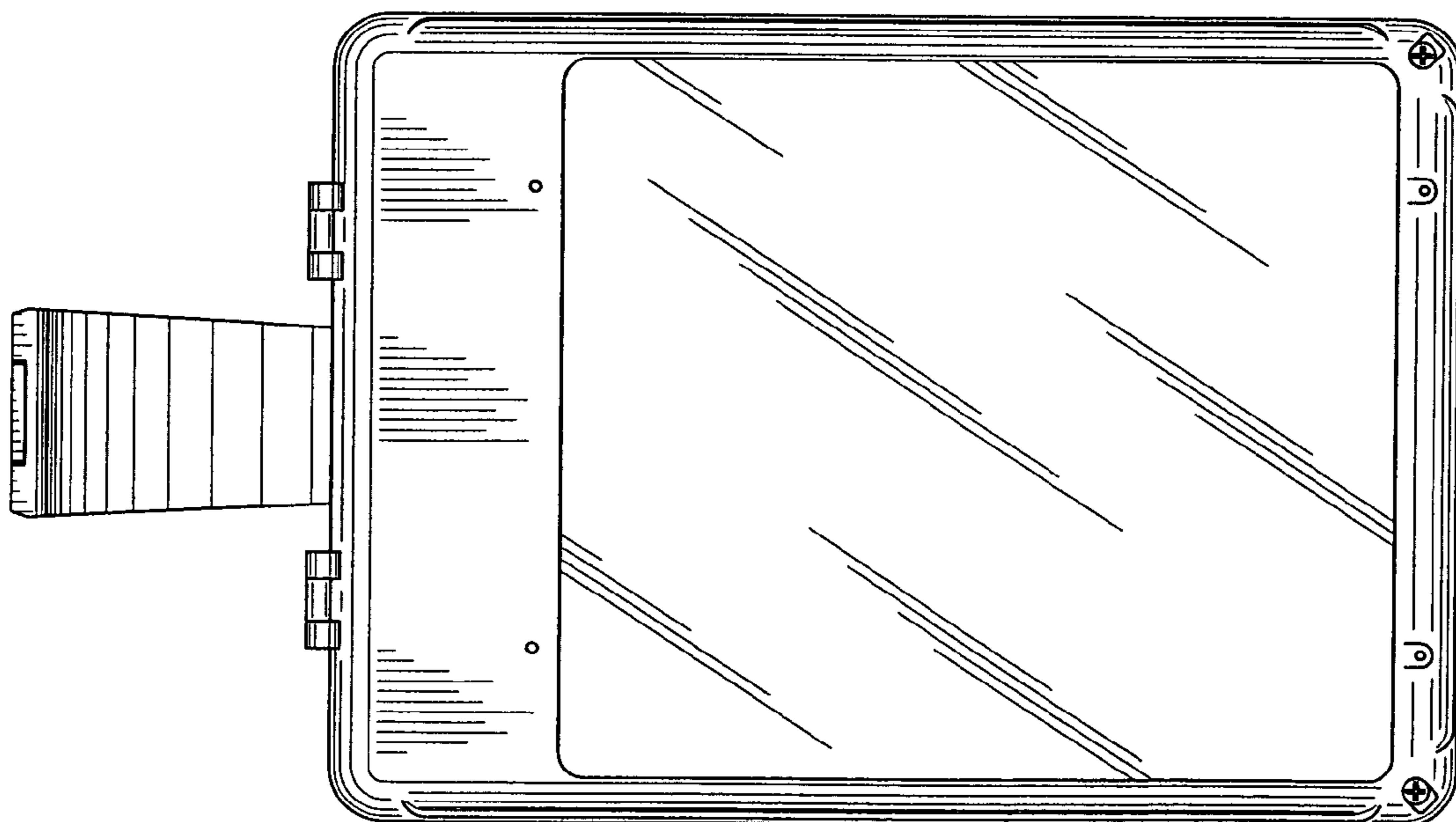


FIG. 12




FIG. 13




FIG. 14




FIG. 15