



US00D556926S

(12) **United States Design Patent**
Thirouin

(10) **Patent No.:** **US D556,926 S**

(45) **Date of Patent:** **** Dec. 4, 2007**

(54) **INSPECTION LAMP**

(75) Inventor: **Stéphane Thirouin**, Paris (FR)

(73) Assignee: **Facom**, Morangis (FR)

(**) Term: **14 Years**

(21) Appl. No.: **29/198,511**

(22) Filed: **Feb. 2, 2004**

(30) **Foreign Application Priority Data**

Oct. 17, 2003 (EM) 89263

(51) **LOC (8) Cl.** **26-02**

(52) **U.S. Cl.** **D26/37; D26/42**

(58) **Field of Classification Search** D26/42,
D26/44, 50; 362/184, 157, 158, 240, 555,
362/396, 227, 245-248

See application file for complete search history.

(56) **References Cited**

U.S. PATENT DOCUMENTS

D389,931 S *	1/1998	Kovacik et al.	D26/37
D458,400 S *	6/2002	Kovacik et al.	D26/50
6,722,774 B2 *	4/2004	Kovacik et al.	362/396
D502,276 S *	2/2005	Kovacik et al.	D26/44
D505,217 S *	5/2005	Bayat et al.	D26/42
D509,010 S *	8/2005	Kovacik et al.	D26/44
D520,164 S *	5/2006	Brass et al.	D26/44

D527,478 S *	8/2006	Kovacik et al.	D26/42
D527,479 S *	8/2006	Poucki	D26/42
7,090,381 B2 *	8/2006	Kovacik et al.	362/374
D528,240 S *	9/2006	Kovacik et al.	D26/42
7,150,540 B2 *	12/2006	Kovacik et al.	362/245
2006/0262526 A1 *	11/2006	Dubois	362/184

* cited by examiner

Primary Examiner—Ian Simmons

Assistant Examiner—Carissa C Fitts

(74) *Attorney, Agent, or Firm*—Wenderoth, Lind & Ponack, L.L.P.

(57) **CLAIM**

The ornamental design for an inspection lamp, as shown.

DESCRIPTION

FIG. 1 is a front view of an inspection lamp according to the present invention;

FIG. 2 is a rear view of the inspection lamp of FIG. 1;

FIG. 3 is a bottom view of the inspection lamp of FIG. 1;

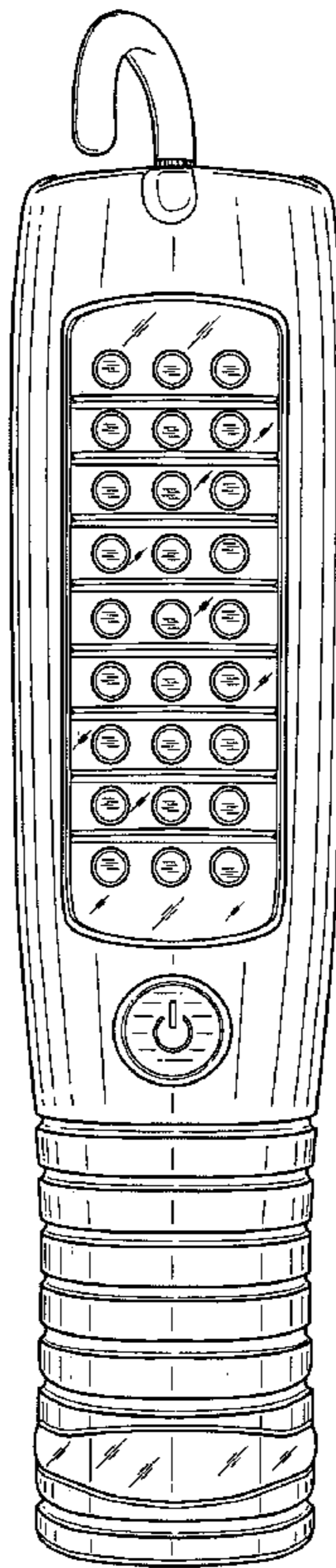
FIG. 4 is a top view of the inspection lamp of FIG. 1;

FIG. 5 is a right side view of the inspection lamp of FIG. 1;

FIG. 6 is a left side view of the inspection lamp of FIG. 1; and,

FIG. 7 is a perspective view of the inspection lamp of FIG. 1.

1 Claim, 5 Drawing Sheets






Fig. 1

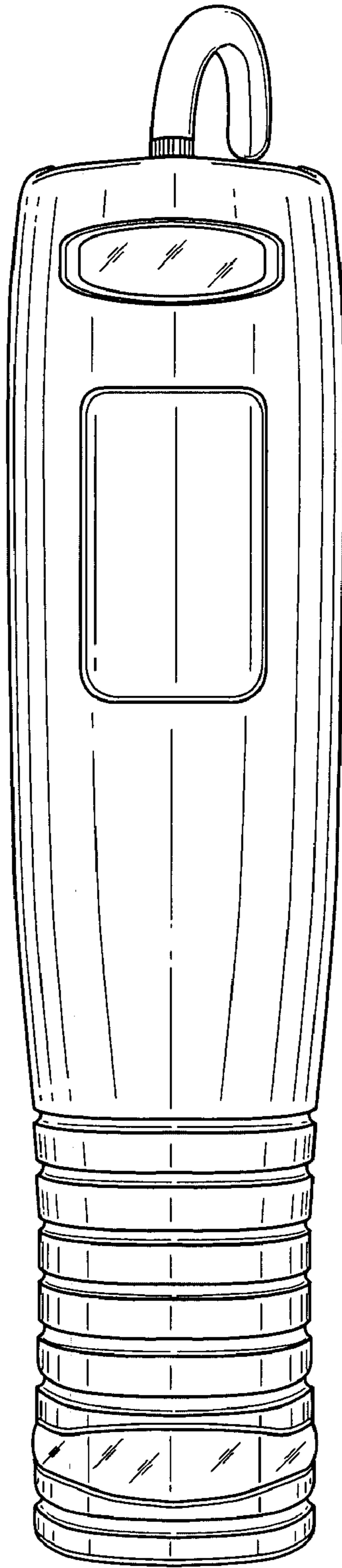


Fig. 2

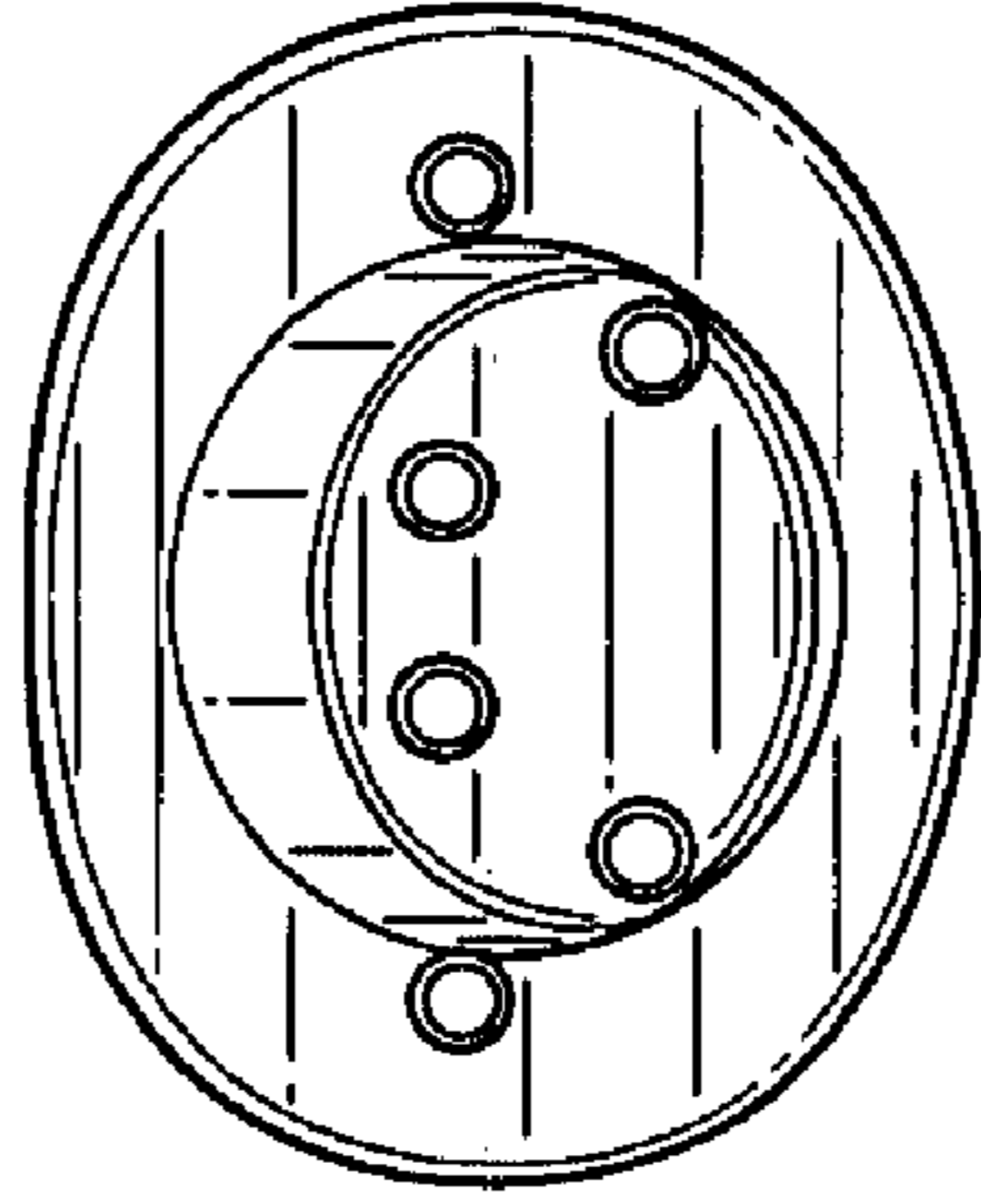


Fig. 3

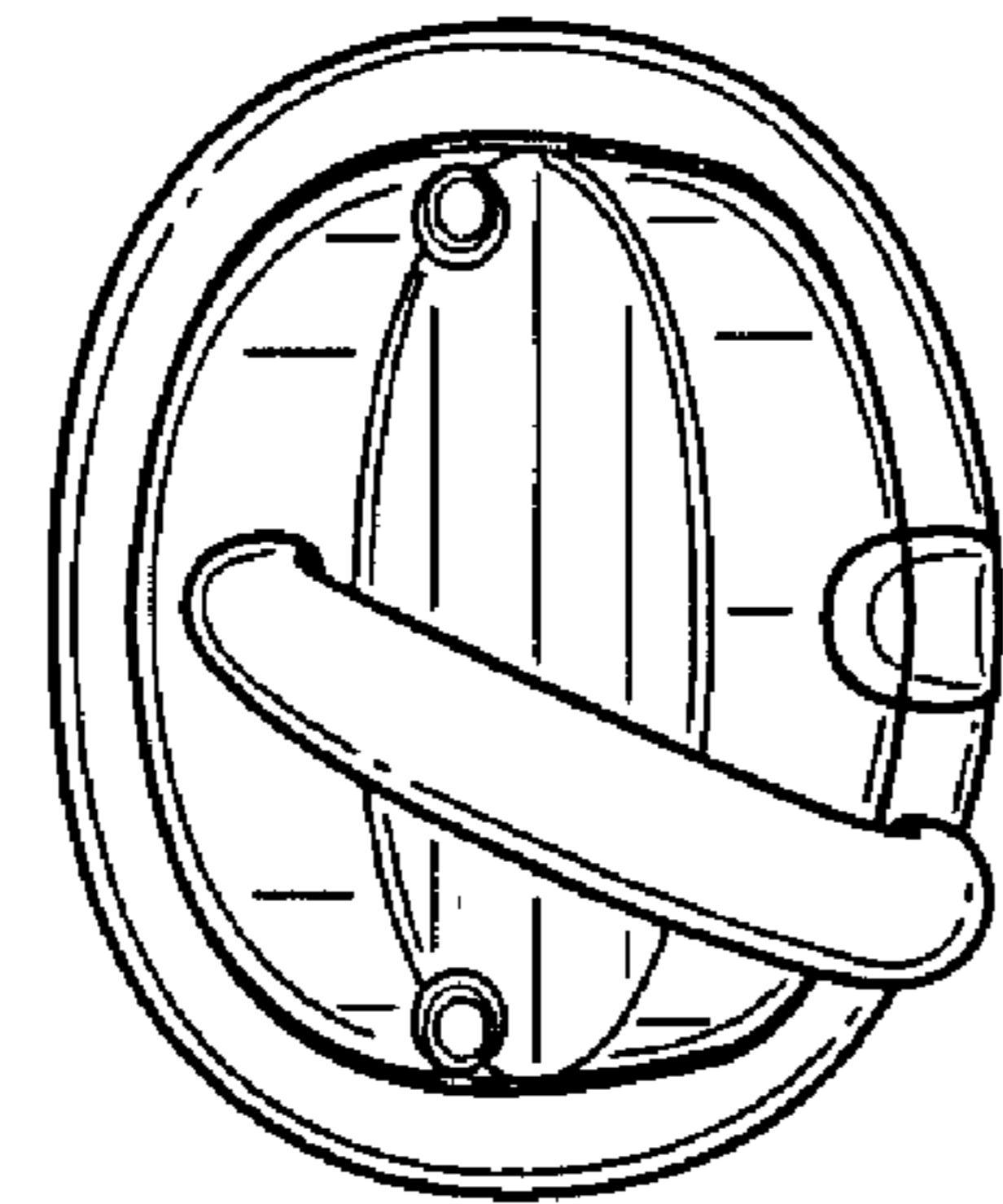


Fig. 4




Fig. 5

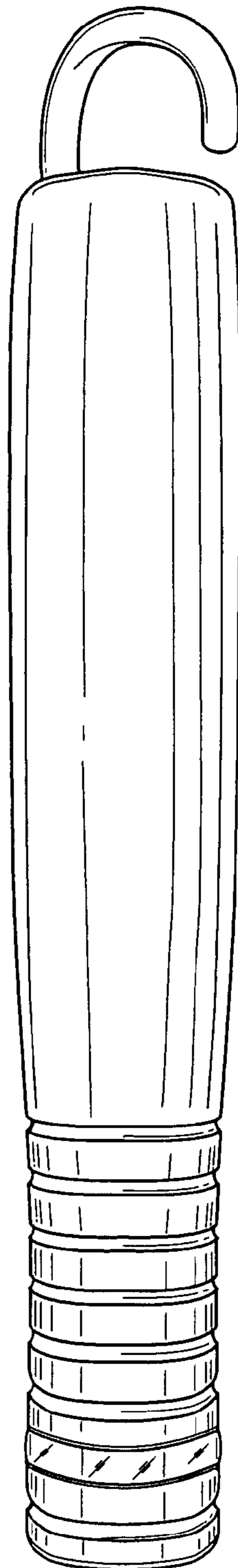


Fig. 6




Fig. 7