



US00D556912S

(12) **United States Design Patent**
Piacentino

(10) **Patent No.:** **US D556,912 S**

(45) **Date of Patent:** **** Dec. 4, 2007**

(54) **BODY PART WARMING DEVICE**

D438,307 S * 2/2001 Scheppeke D24/206
D474,545 S * 5/2003 Guerdet D24/206

(76) Inventor: **Angelo Piacentino**, 4519 Lincoln St.,
Hollywood, FL (US) 33021

* cited by examiner

(**) Term: **14 Years**

Primary Examiner—Stella M. Reid
Assistant Examiner—Susan E Krakower

(21) Appl. No.: **29/223,190**

(74) *Attorney, Agent, or Firm*—Lawrence J. Gibney, Jr.

(22) Filed: **Feb. 10, 2005**

(57) **CLAIM**

(51) **LOC (8) Cl.** **24-04**

The ornamental design for body part warming device, as shown and described.

(52) **U.S. Cl.** **D24/206; D6/608**

(58) **Field of Classification Search** D24/110,
D24/133, 183, 189, 200–215; D6/598–609;
128/24–36, 59, 380, 402, 842, 844; 297/452.21–452.25;
5/648–656; 607/104, 108, 109, 111–114;
62/457.1–457.3, 530; 602/19; 219/212,
219/549

DESCRIPTION

See application file for complete search history.

FIG. 1 is a back elevational view of a body part warming device showing my new design;

FIG. 2 is a back elevational view thereof;

FIG. 3 is a right side elevational view thereof;

FIG. 4 is a top plan view thereof;

FIG. 5 is a bottom plan view thereof;

FIG. 6 is an isometric view thereof; and,

FIG. 7 is a front view thereof, in use.

The dashed lines shown directly on the surface of the claimed article, throughout the views, are understood to represent stitching.

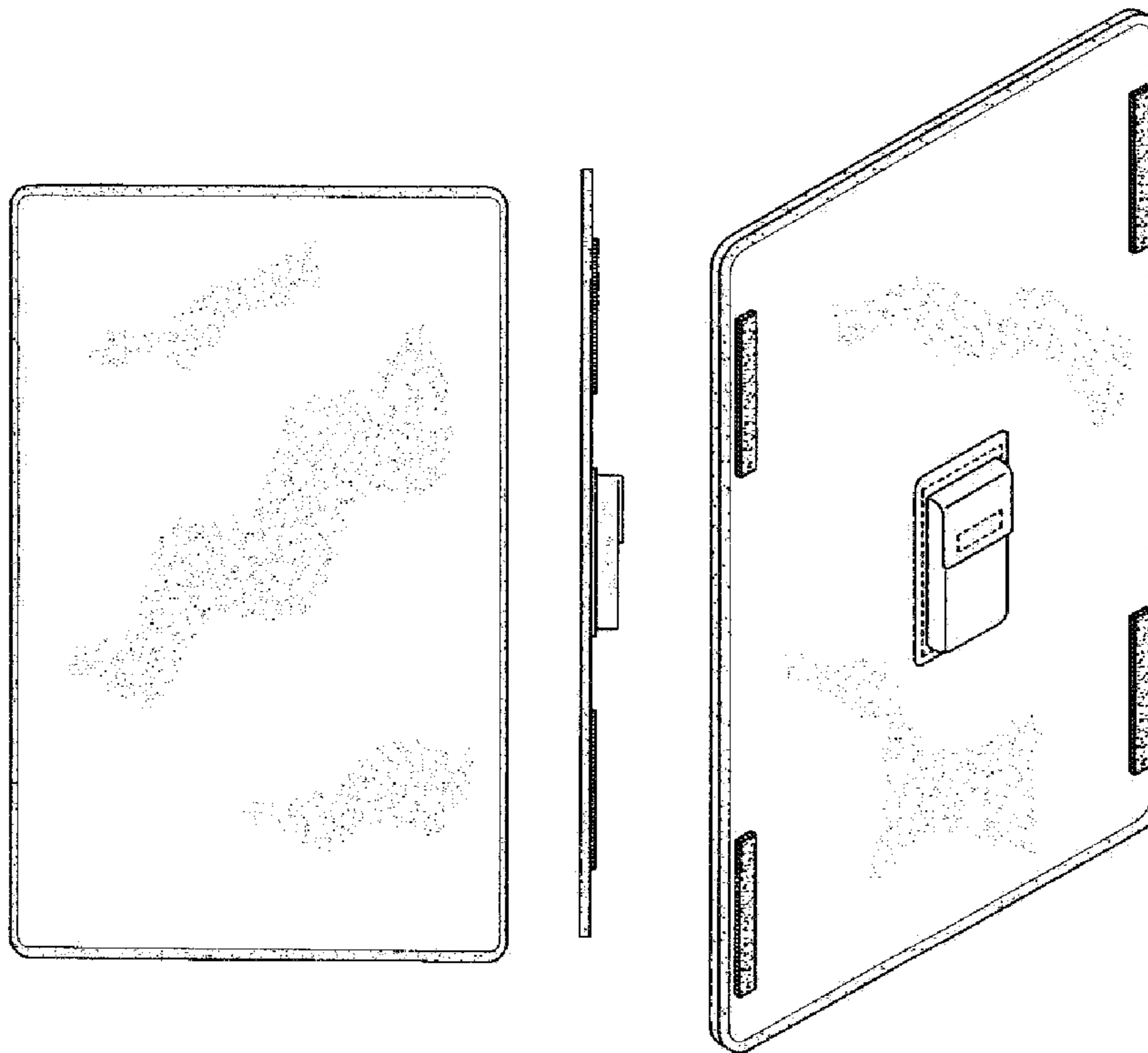
The broken line showing of a human figure is included for the purpose of illustrating environmental structure and forms no part of the claimed design.

(56) **References Cited**

U.S. PATENT DOCUMENTS

1,990,568	A *	2/1935	Scheidler	15/222
2,870,464	A *	1/1959	Lalick	5/484
3,202,801	A	8/1965	Saluri		
4,042,803	A	8/1977	Bickford		
4,279,255	A	7/1981	Hoffman		
4,985,934	A	1/1991	Perry		
5,378,225	A	1/1995	Chatman, Jr. et al.		
D373,921	S *	9/1996	Palomo et al.	D6/602
5,891,189	A	4/1999	Payne, Jr.		
5,966,757	A *	10/1999	Sullivan	5/417
D433,509	S *	11/2000	Strauch et al.	D24/190

1 Claim, 5 Drawing Sheets



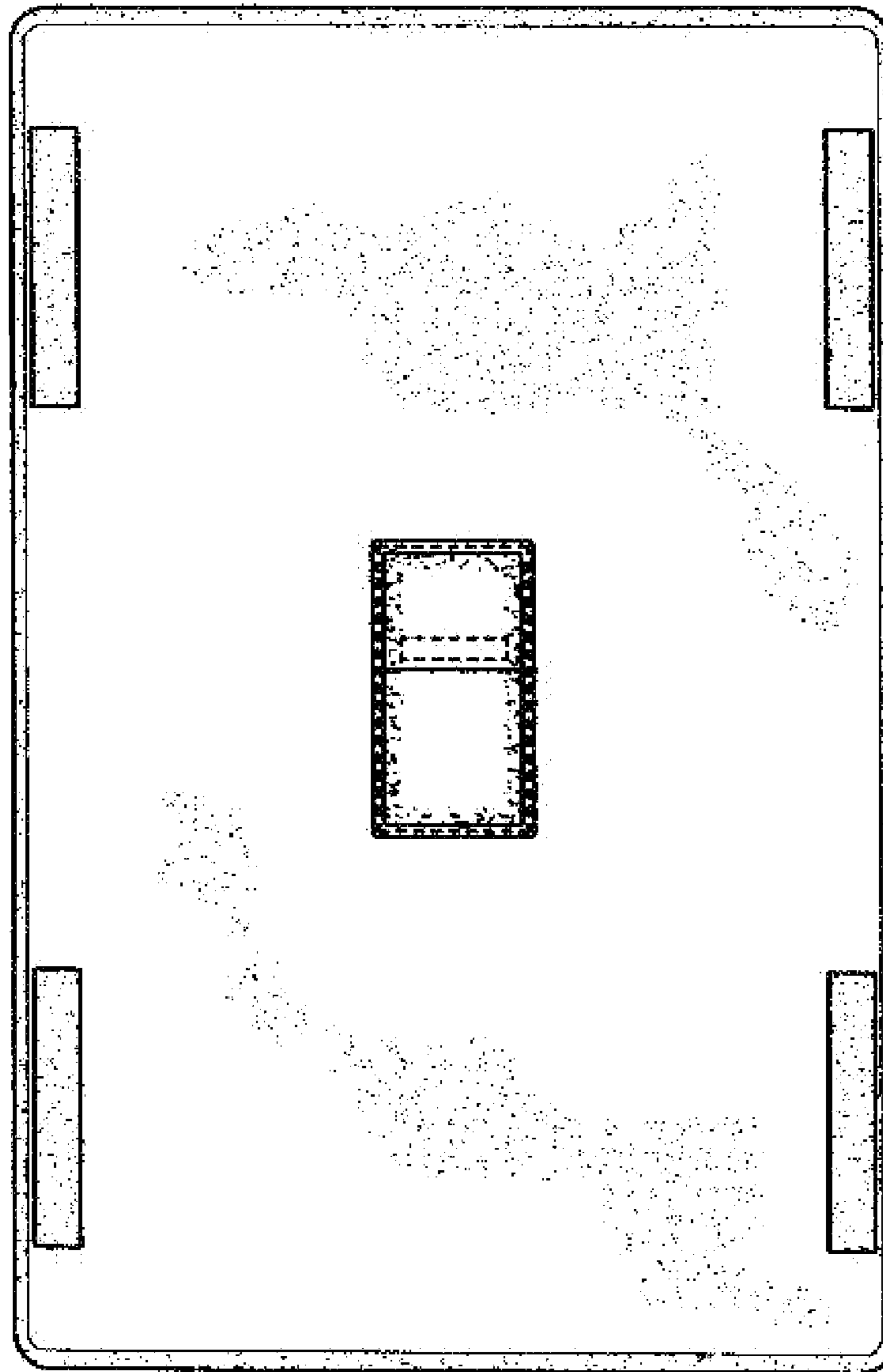


FIG. 1

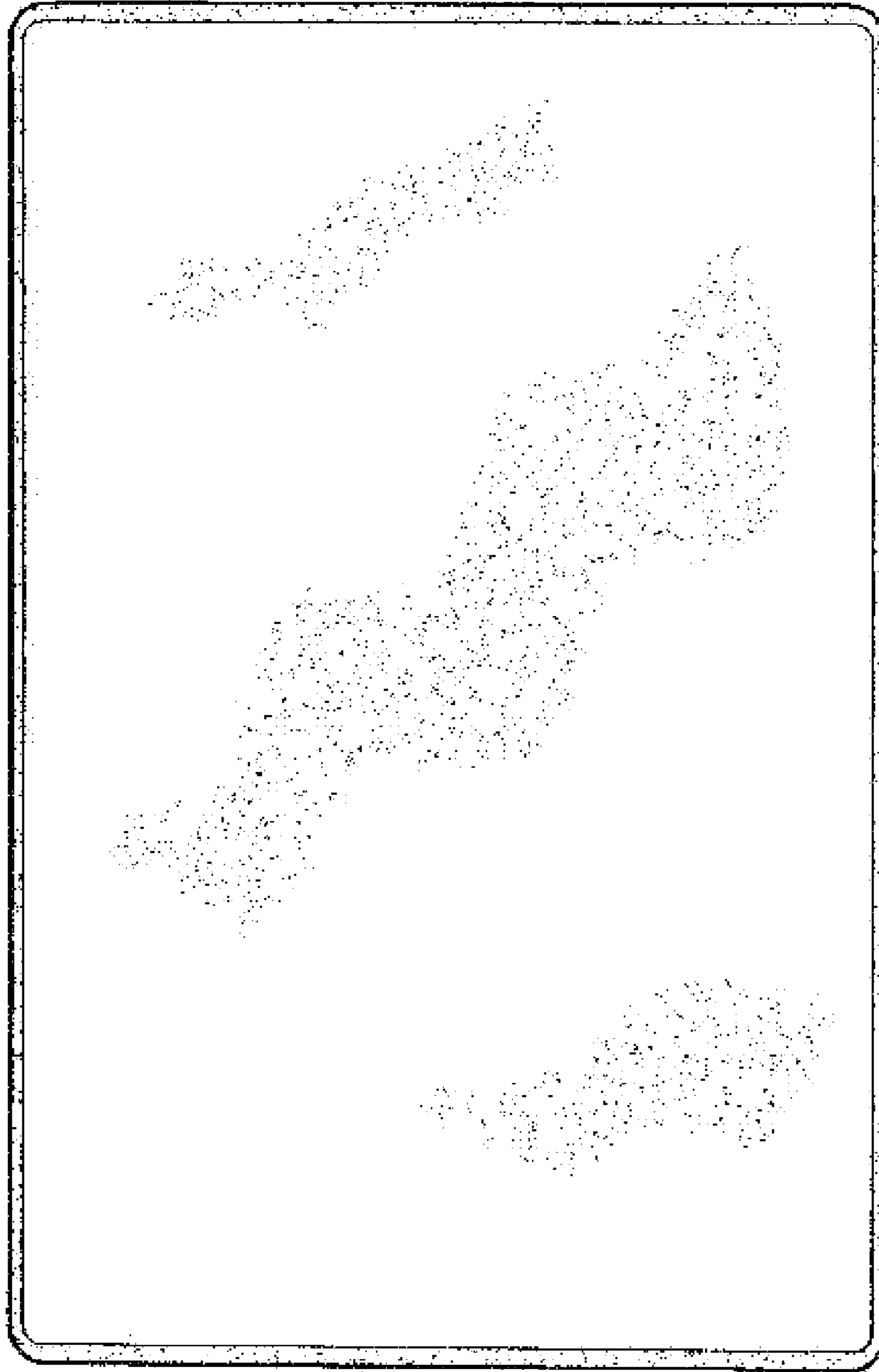


FIG.2



FIG.3




FIG.4




FIG.5

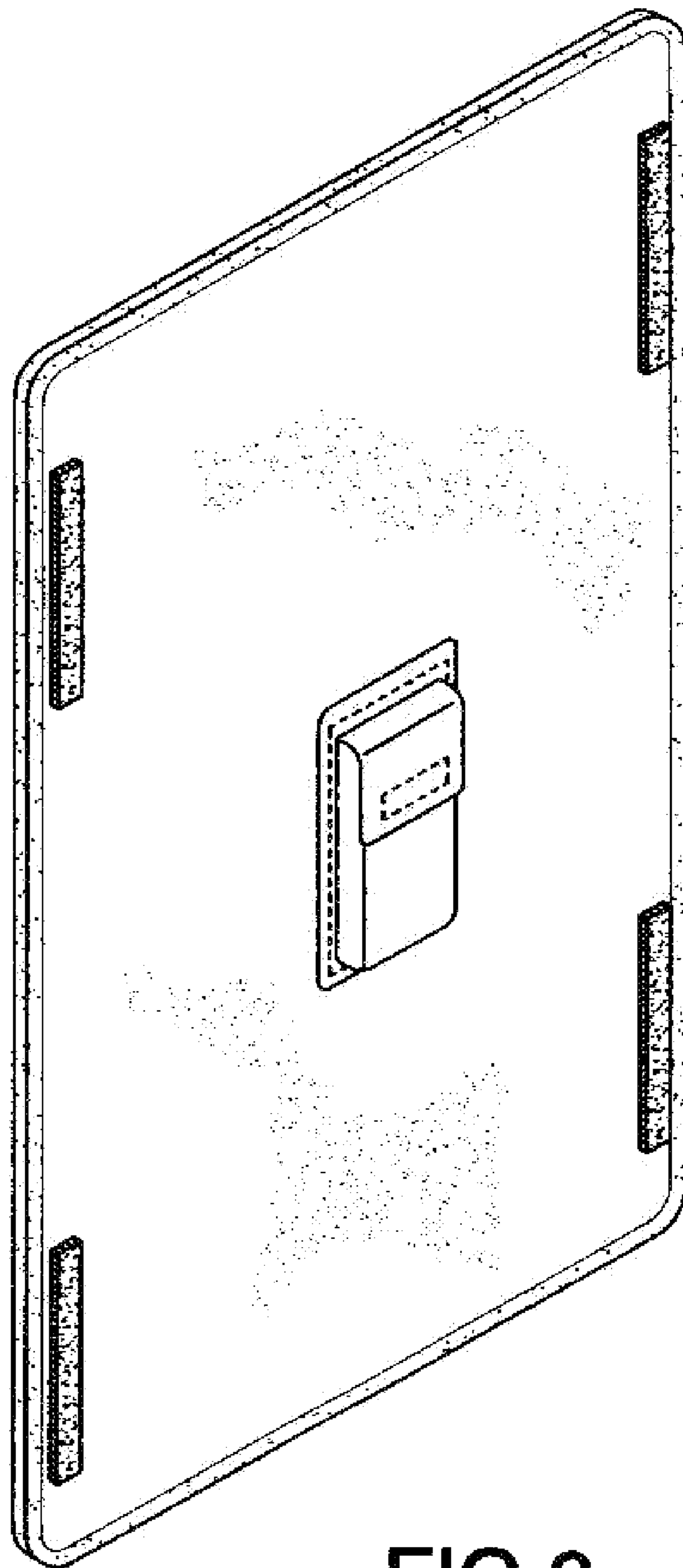


FIG. 6

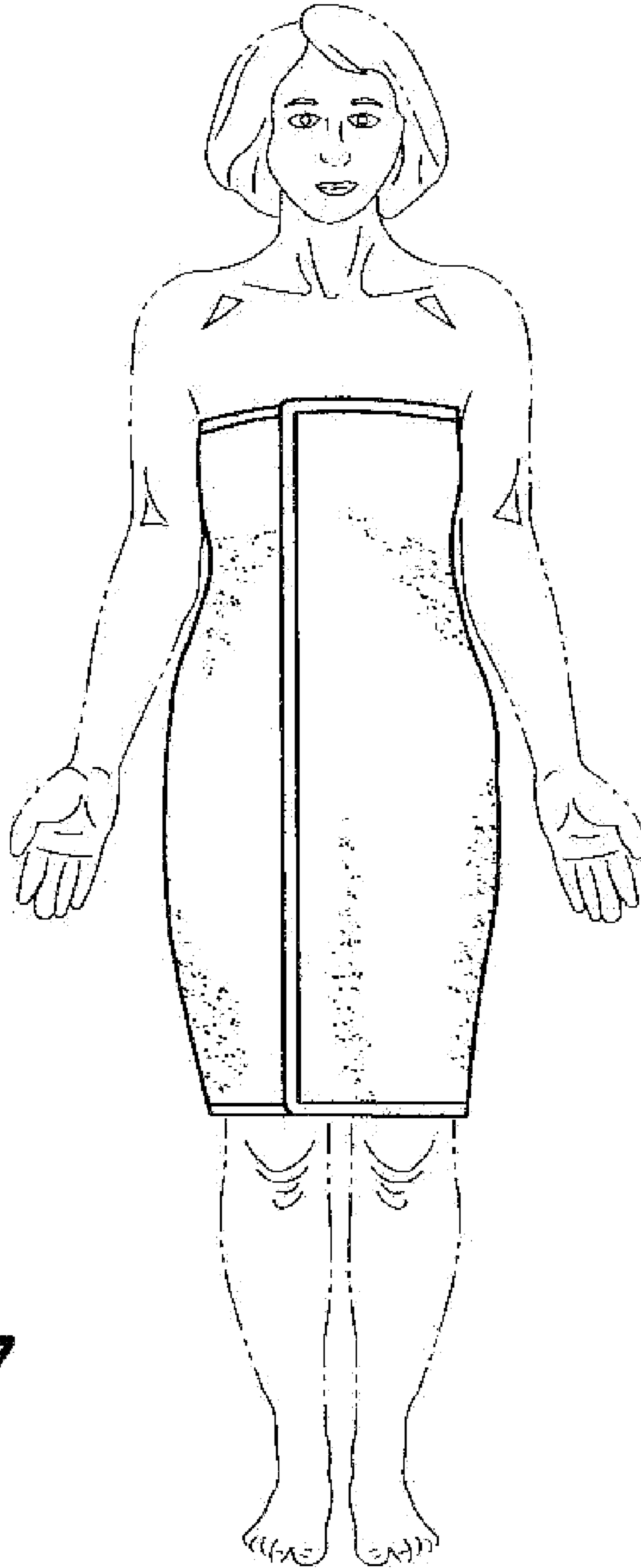


FIG.7