



US00D556911S

(12) **United States Design Patent**
Tauber

(10) **Patent No.:** **US D556,911 S**

(45) **Date of Patent:** **** Dec. 4, 2007**

(54) **SLING**

(76) Inventor: **Robyn Tauber**, 19569 NE. 36 Pl.,
Aventura, FL (US) 33180

(**) Term: **14 Years**

(21) Appl. No.: **29/234,484**

(22) Filed: **Jul. 19, 2005**

Related U.S. Application Data

(63) Continuation-in-part of application No. 29/196,184,
filed on Dec. 23, 2003, now Pat. No. Des. 507,652.

(51) **LOC (8) Cl.** **24-01**

(52) **U.S. Cl.** **D24/190**

(58) **Field of Classification Search** D24/190-2;
602/4-6, 20, 27, 61-2, 68; 128/865, 878;
604/20-21

See application file for complete search history.

(56) **References Cited**

U.S. PATENT DOCUMENTS

2,539,677	A *	1/1951	Teare	602/4
2,549,703	A *	4/1951	New	602/4
2,875,754	A *	3/1959	Messer	602/21
3,103,216	A *	9/1963	Scott	602/4
D222,898	S *	1/1972	Morris	D24/190
D235,928	S *	7/1975	Moore, II	D24/190
D235,929	S *	7/1975	Thompson	D24/190
4,285,337	A *	8/1981	Cosentino	602/4
D267,976	S *	2/1983	Hammer	D24/190
4,372,301	A *	2/1983	Hubbard et al.	602/4

D273,516	S *	4/1984	Saal	D24/190
4,836,195	A *	6/1989	Berrehail	602/20
5,772,617	A	6/1998	Lay	
5,792,083	A	8/1998	Joslin	
6,102,877	A	8/2000	Joslin	
D483,492	S	12/2003	Dumani	
D484,604	S	12/2003	Tramel et al.	
6,770,044	B1	8/2004	Joslin	
D504,518	S *	4/2005	Diaz et al.	D24/190
D507,652	S *	7/2005	Tauber	D24/190

OTHER PUBLICATIONS

Zimmer Catalog Orthopaedic Softgoods "Arm Slings" p. 15.

* cited by examiner

Primary Examiner—Susan E Krakower

(74) *Attorney, Agent, or Firm*—Malloy & Malloy, P.A.

(57) **CLAIM**

The ornamental design for a sling, as shown and described.

DESCRIPTION

FIG. 1 is a front perspective view illustrating my design for a sling;

FIG. 2 is a front elevational view thereof;

FIG. 3 is a left side view thereof;

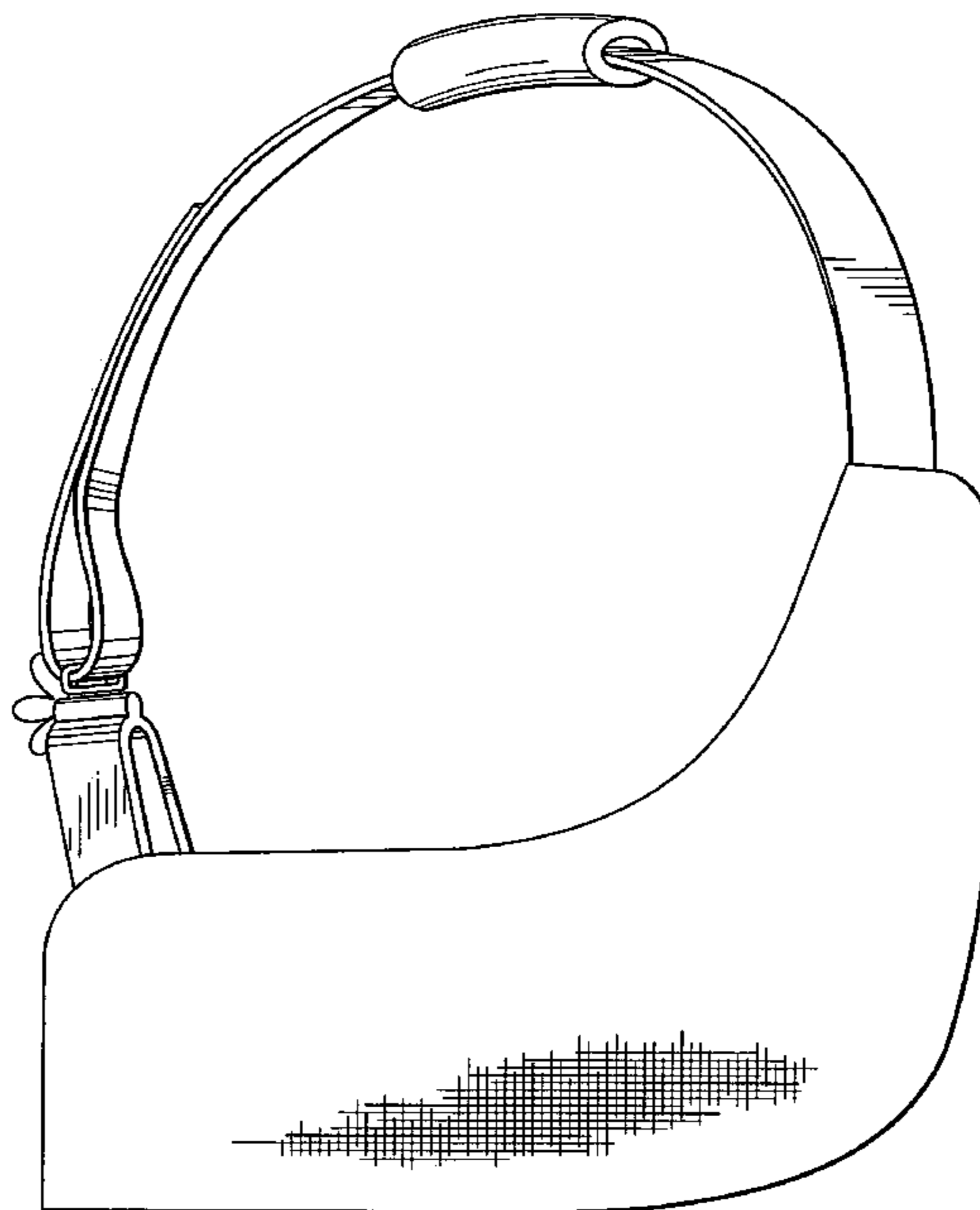
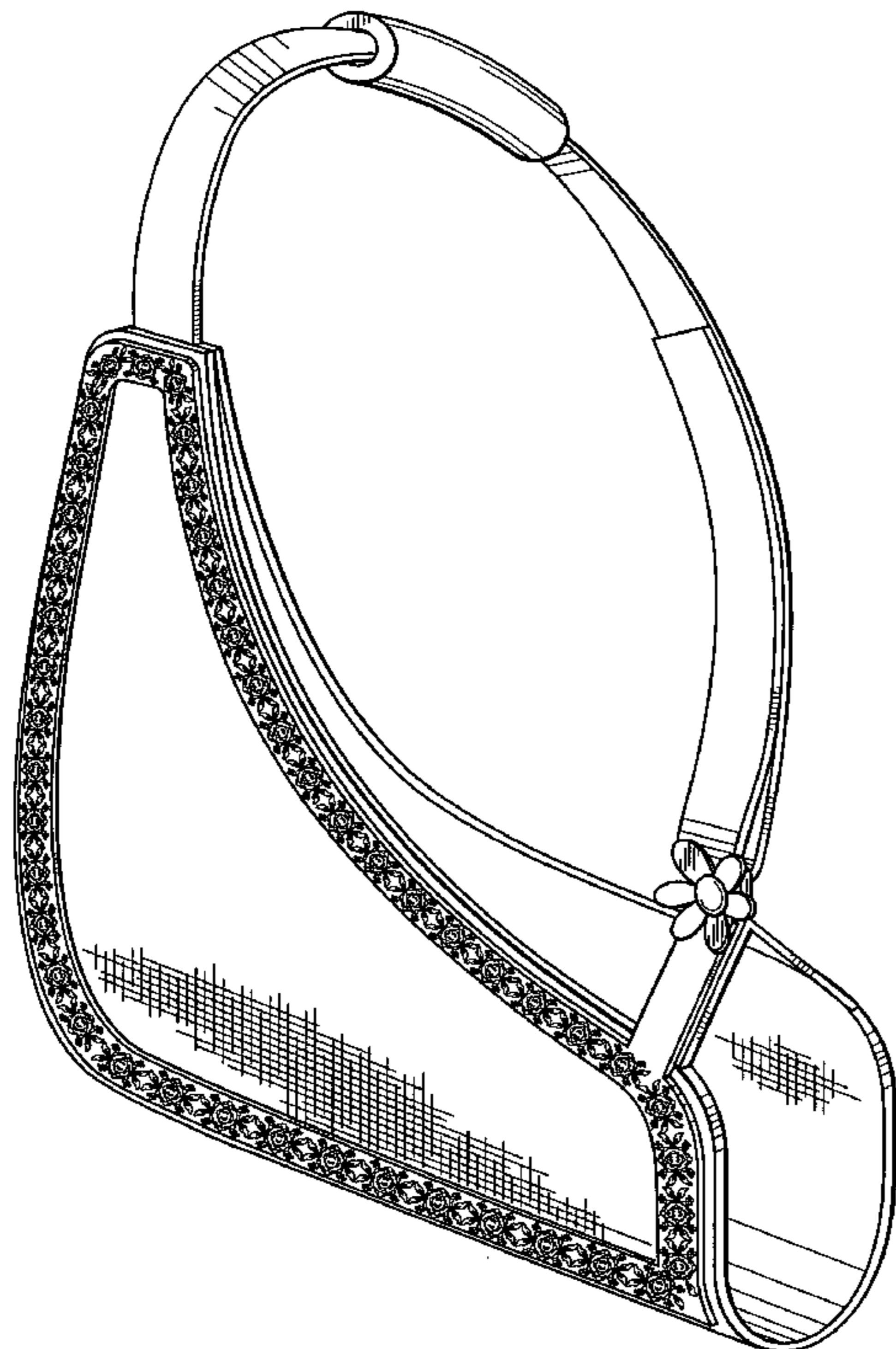
FIG. 4 is a top view thereof;

FIG. 5 is a right side view thereof;

FIG. 6 is a bottom view thereof; and,

FIG. 7 is a rear elevational view thereof.

1 Claim, 4 Drawing Sheets



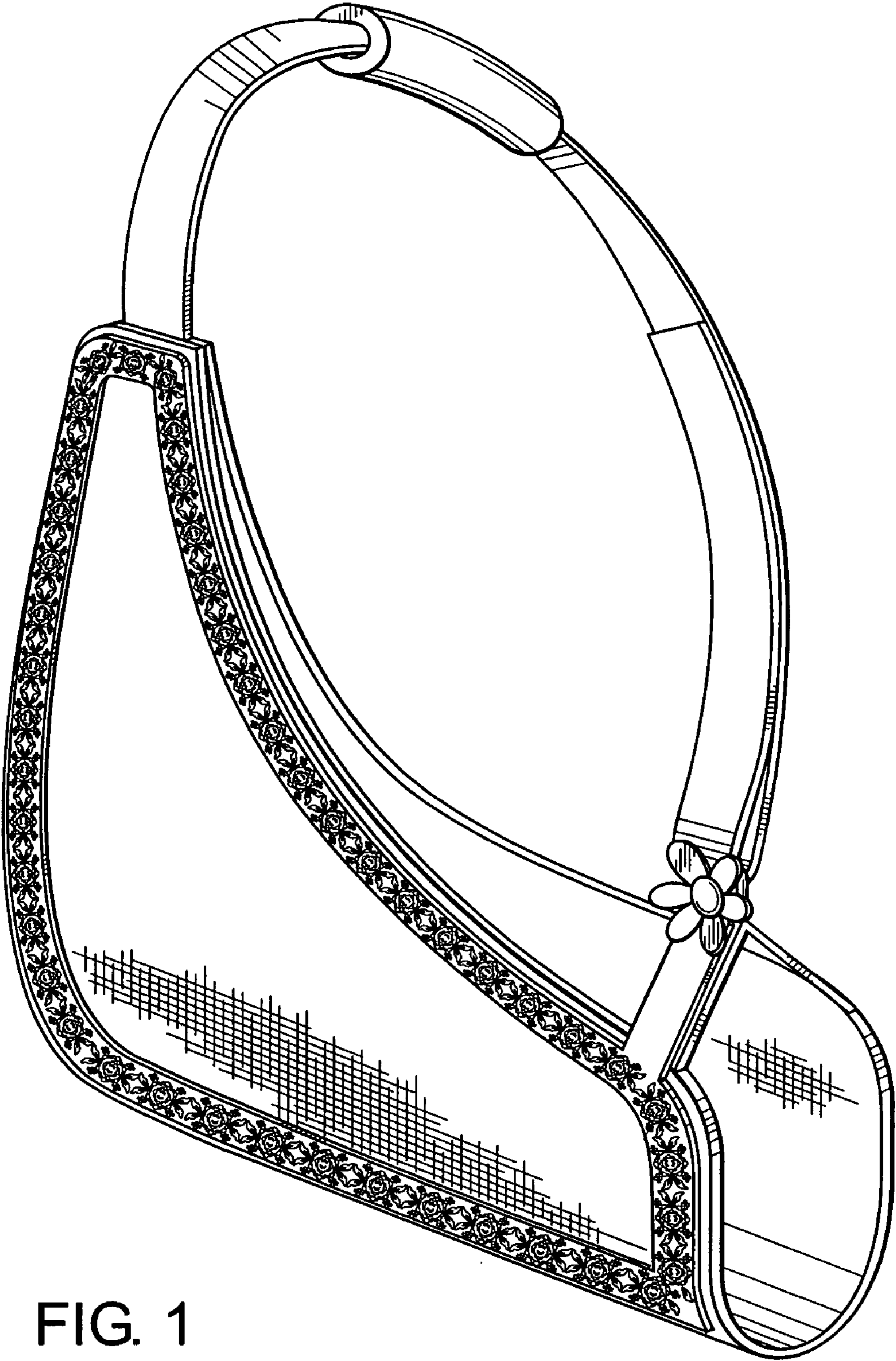


FIG. 1




FIG. 4

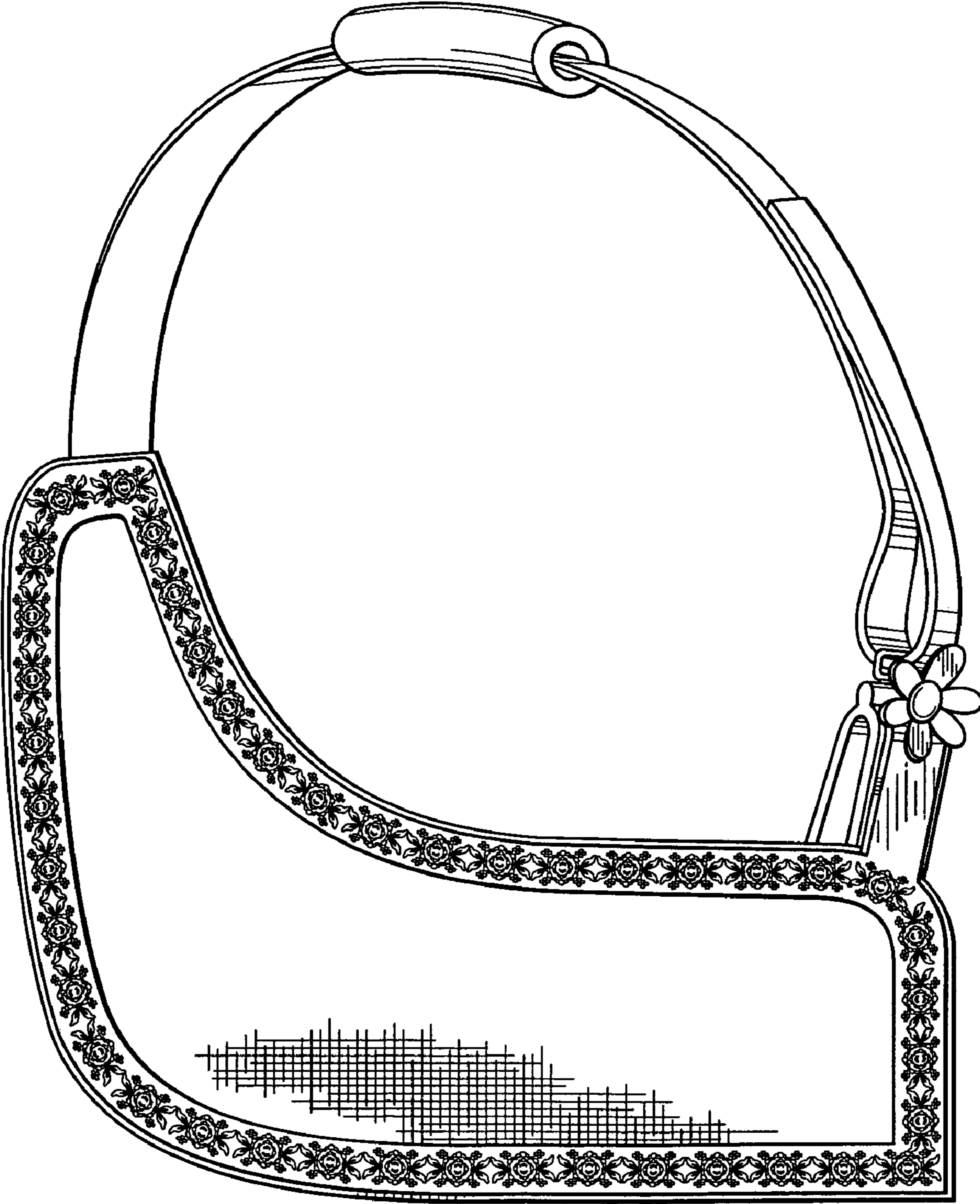


FIG. 2

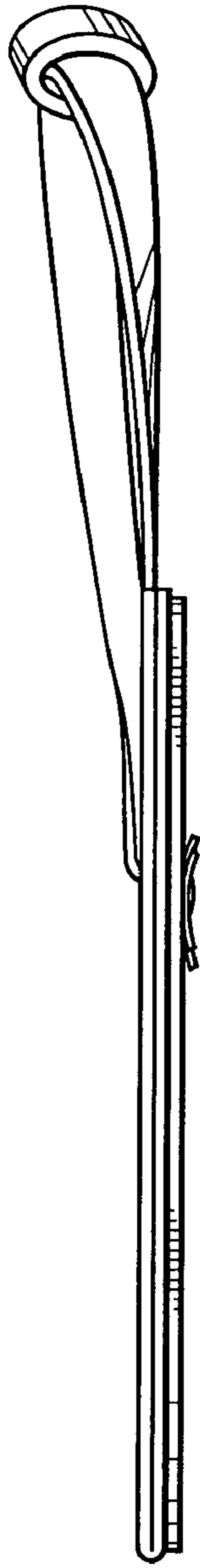


FIG. 3

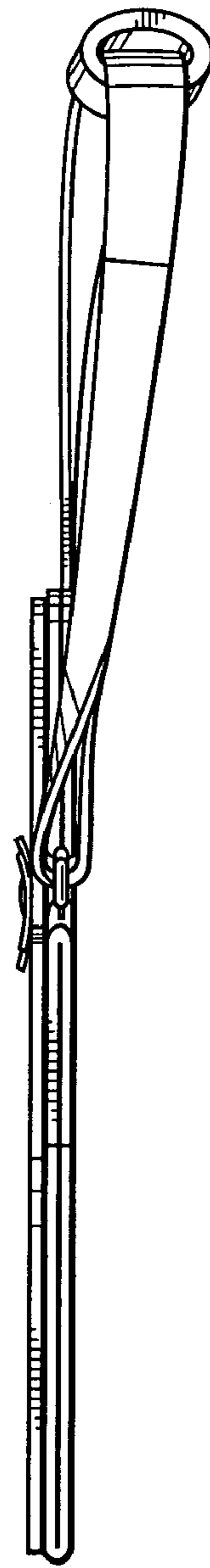


FIG. 5

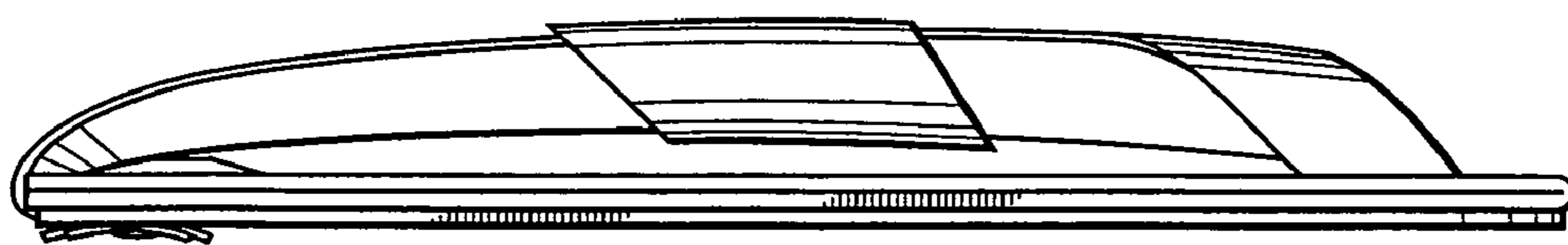


FIG. 6

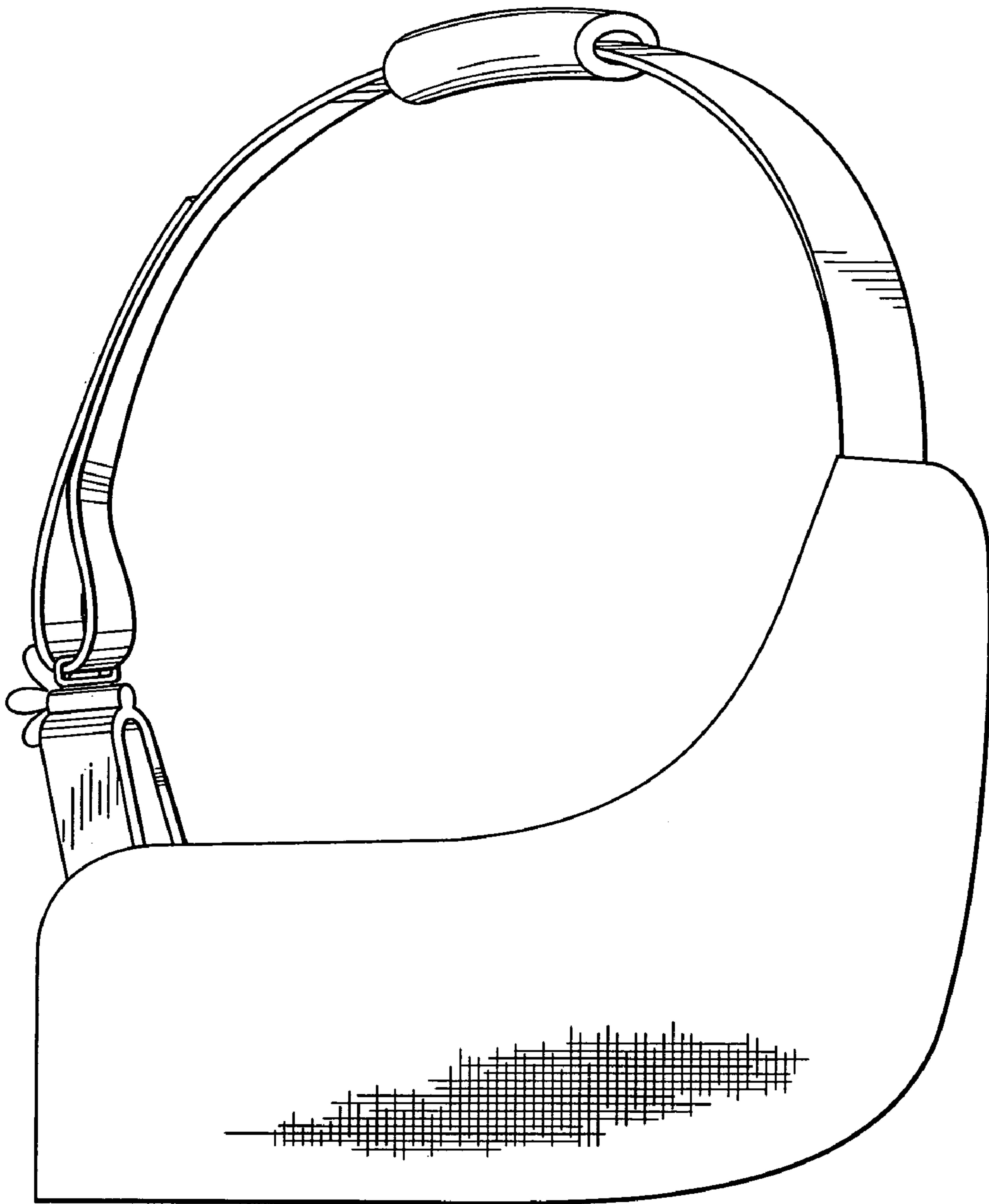


FIG. 7