



US00D556909S

(12) **United States Design Patent**
Reihanifam et al.

(10) **Patent No.:** **US D556,909 S**

(45) **Date of Patent:** **** Dec. 4, 2007**

(54) **CASSETTE FOR PERITONEAL DIALYSIS CYCLER**

(75) Inventors: **Mohsen Reihanifam**, Rancho Sante Fe, CA (US); **Kulwinder S. Plahey**, Martinez, CA (US); **Lynn E. Jensen**, Syracuse, UT (US)

(73) Assignee: **Fresenius Medical Care Holdings, Inc.**, Waltham, MA (US)

(**) Term: **14 Years**

(21) Appl. No.: **29/224,371**

(22) Filed: **Feb. 28, 2005**

(51) **LOC (8) Cl.** **24-01**

(52) **U.S. Cl.** **D24/169**

(58) **Field of Classification Search** D24/111,
D24/169, 186; 210/252, 258, 321.65, 321.71,
210/321.88, 645, 646; 604/28, 29, 34
See application file for complete search history.

(56) **References Cited**

U.S. PATENT DOCUMENTS

- D308,249 S * 5/1990 Buckley D24/169
- D331,799 S * 12/1992 Kramer et al. D24/111
- D350,823 S * 9/1994 Lanigan D24/111

- D351,470 S 10/1994 Scherer et al.
- 5,938,634 A * 8/1999 Packard 604/29
- 5,989,423 A * 11/1999 Kamen et al. 210/258
- 6,165,154 A * 12/2000 Gray et al. 604/153
- 2004/0019313 A1* 1/2004 Childers et al. 604/5.01
- 2005/0126998 A1* 6/2005 Childers 210/646

* cited by examiner

Primary Examiner—Louis S. Zarfaz

Assistant Examiner—Anhdao Doan

(74) *Attorney, Agent, or Firm*—Fish & Richardson P.C.

(57) **CLAIM**

The ornamental design for a cassette for peritoneal dialysis cyclor, as shown and described.

DESCRIPTION

FIG. 1 is a top perspective view of a cassette for peritoneal dialysis cyclor showing our new design;

FIG. 2 is a front elevation view of the cassette of FIG. 1

FIG. 3 is a rear elevation view of the cassette of FIG. 1;

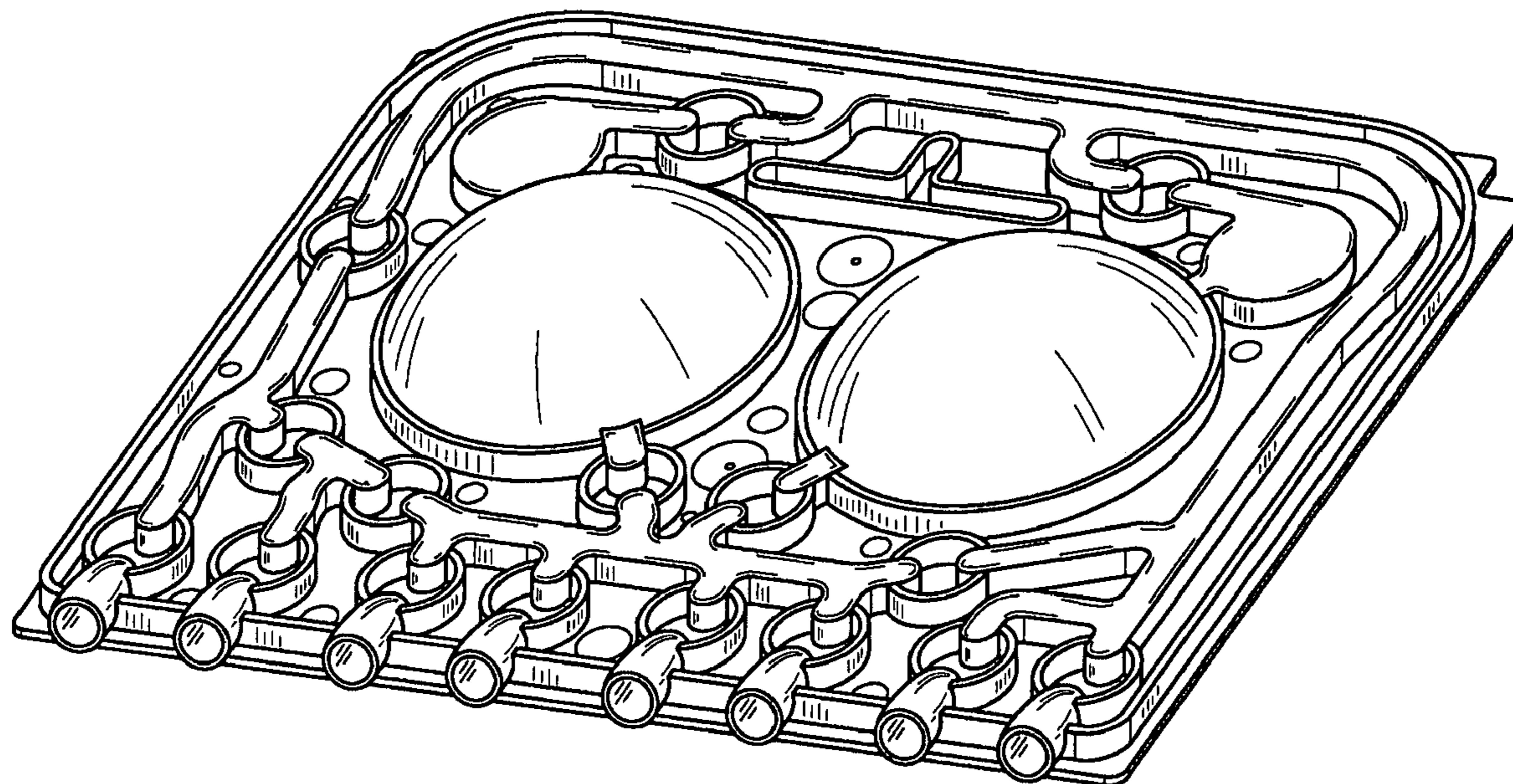
FIG. 4 is a right side view of the cassette of FIG. 1;

FIG. 5 is a left side view of the cassette of FIG. 1;

FIG. 6 is a top plan view of the cassette of FIG. 1; and,

FIG. 7 is a bottom plan view of the cassette of FIG. 1.

1 Claim, 3 Drawing Sheets



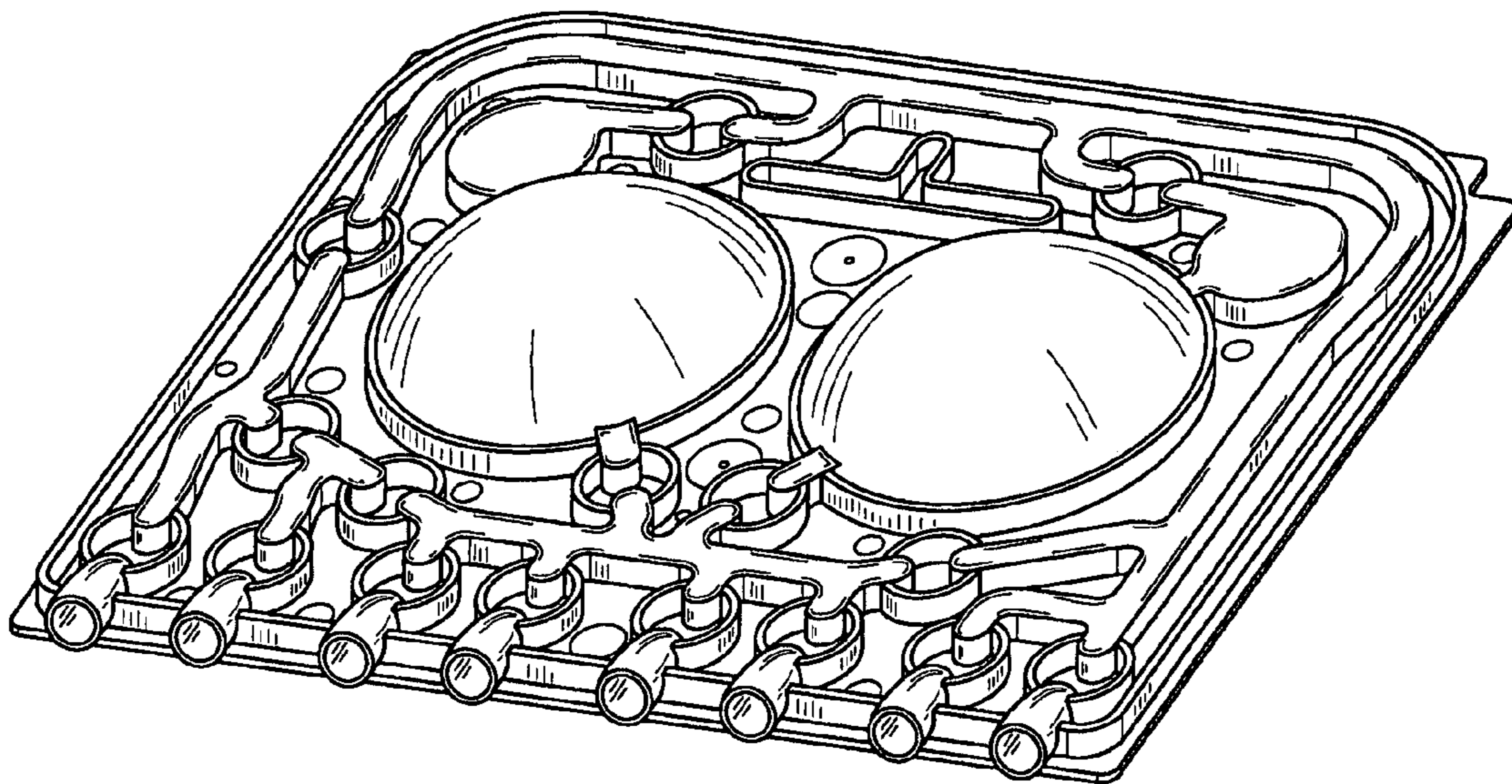


FIG. 1




FIG. 2

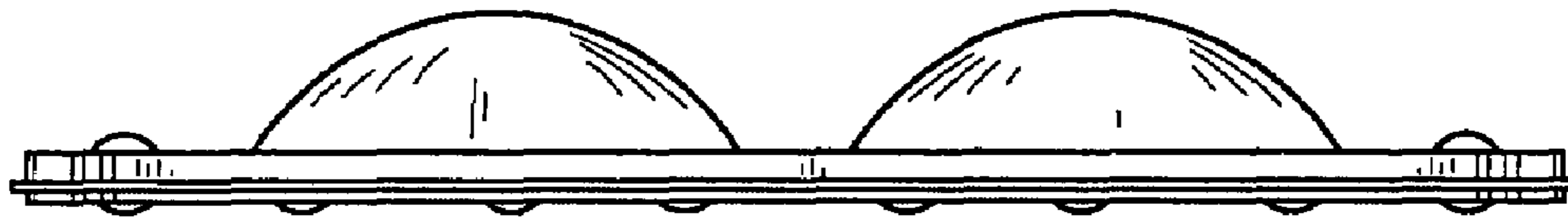


FIG. 3



FIG. 4

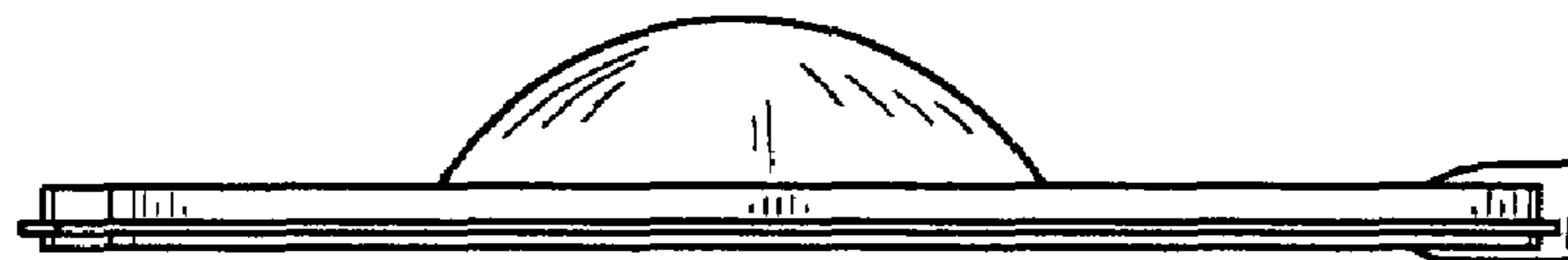


FIG. 5




FIG. 6




FIG. 7