



US00D556905S

(12) **United States Design Patent** (10) **Patent No.:** **US D556,905 S**
Barry (45) **Date of Patent:** **** Dec. 4, 2007**

(54) **SPINAL FUSION IMPLANT**

(76) Inventor: **Richard J. Barry**, 3906 Solar Hills Dr.,
Vacaville, CA (US) 95688

(**) Term: **14 Years**

(21) Appl. No.: **29/245,008**

(22) Filed: **Dec. 16, 2005**

Related U.S. Application Data

(63) Continuation-in-part of application No. 10/968,860,
filed on Oct. 18, 2004.

(51) **LOC (8) Cl.** **18-03**

(52) **U.S. Cl.** **D24/155**

(58) **Field of Classification Search** D24/155-157,
D24/133, 107; 623/1.13-1.17, 17.11, 16.11;
604/1.02, 103.02; 433/141.3, 121; 81/119;
D8/397; D11/38

See application file for complete search history.

(56) **References Cited**

U.S. PATENT DOCUMENTS

D59,314 S *	10/1921	Winsen	D11/38
2,537,070 A	1/1951	Longfellow		
D222,235 S *	10/1971	Holiday	D8/397
D377,095 S *	12/1996	Michelson	D24/155
D398,837 S *	9/1998	Spence	D8/397
D412,435 S *	8/1999	Cultice, Jr.	D8/397
D424,421 S *	5/2000	Ono	D8/397
6,419,704 B1	7/2002	Ferree		
6,648,915 B2	11/2003	Sazy		
D484,785 S *	1/2004	Plumer	D8/397
6,689,167 B2	2/2004	Bagby		
6,796,999 B2 *	9/2004	Pinchasik	623/1.16
D503,803 S *	4/2005	Shalaby et al.	D24/156
7,060,089 B2 *	6/2006	Ley et al.	623/1.15
2002/0026192 A1	2/2002	Schmiel et al.		
2002/0055781 A1	5/2002	Sazy		
2002/0055782 A1	5/2002	Bagby		
2002/0072800 A1	6/2002	Goble et al.		

2003/0028251 A1	2/2003	Mathews
2003/0105527 A1	6/2003	Bresnia
2003/0191536 A1	10/2003	Ferree
2004/0068322 A1	4/2004	Ferree
2004/0097927 A1	5/2004	Yeung et al.

OTHER PUBLICATIONS

Magerl, FP, "Stabilization of the Lower Thoracic and Lumbar Spine with External Skeletal Fixation," Clin Orthop Relat Res., Oct. 1984, (abstract) 1 pg.

* cited by examiner

Primary Examiner—Charles A Rademaker

(74) *Attorney, Agent, or Firm*—John P. O'Banion

(57) **CLAIM**

The ornamental design for a spinal fusion implant, as shown and described.

DESCRIPTION

A portion of the material in this patent document is subject to copyright protection under the copyright laws of the United States and of other countries. The owner of the copyright rights has no objection to the facsimile reproduction by anyone of the patent document or the patent disclosure, as it appears in the United States Patent and Trademark Office publicly available file or records, but otherwise reserves all copyright rights whatsoever. The copyright owner does not hereby waive any of its rights to have this patent document maintained in secrecy, including without limitation its rights pursuant to 37 C.F.R. § 1.14.

FIG. 1 is a perspective view of a spinal fusion implant showing my new design;

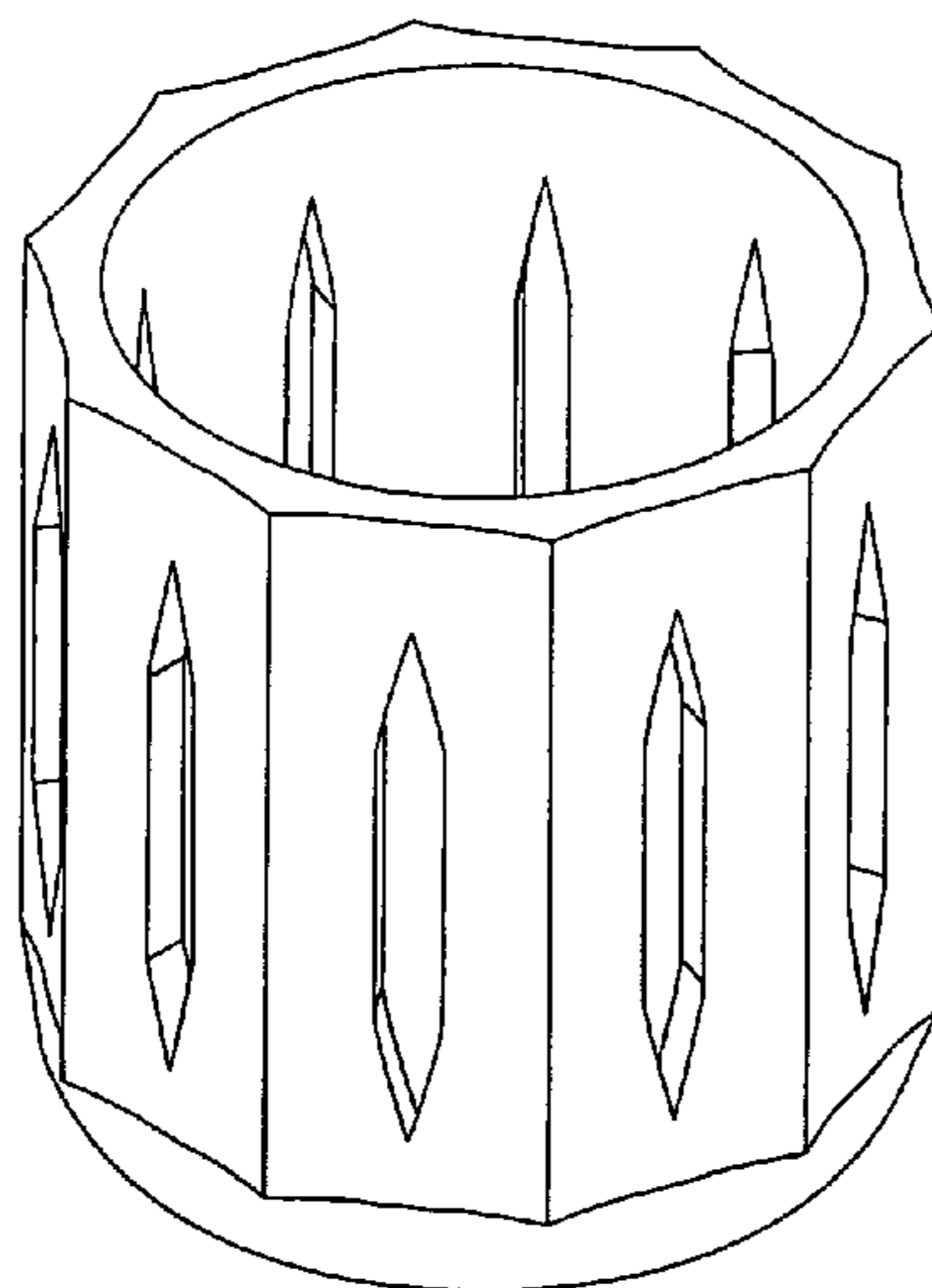
FIG. 2 is a top plan view thereof;

FIG. 3 is a bottom plan view thereof;

FIG. 4 is a front elevation thereof; and,

FIG. 5 is a side elevation thereof.

1 Claim, 1 Drawing Sheet



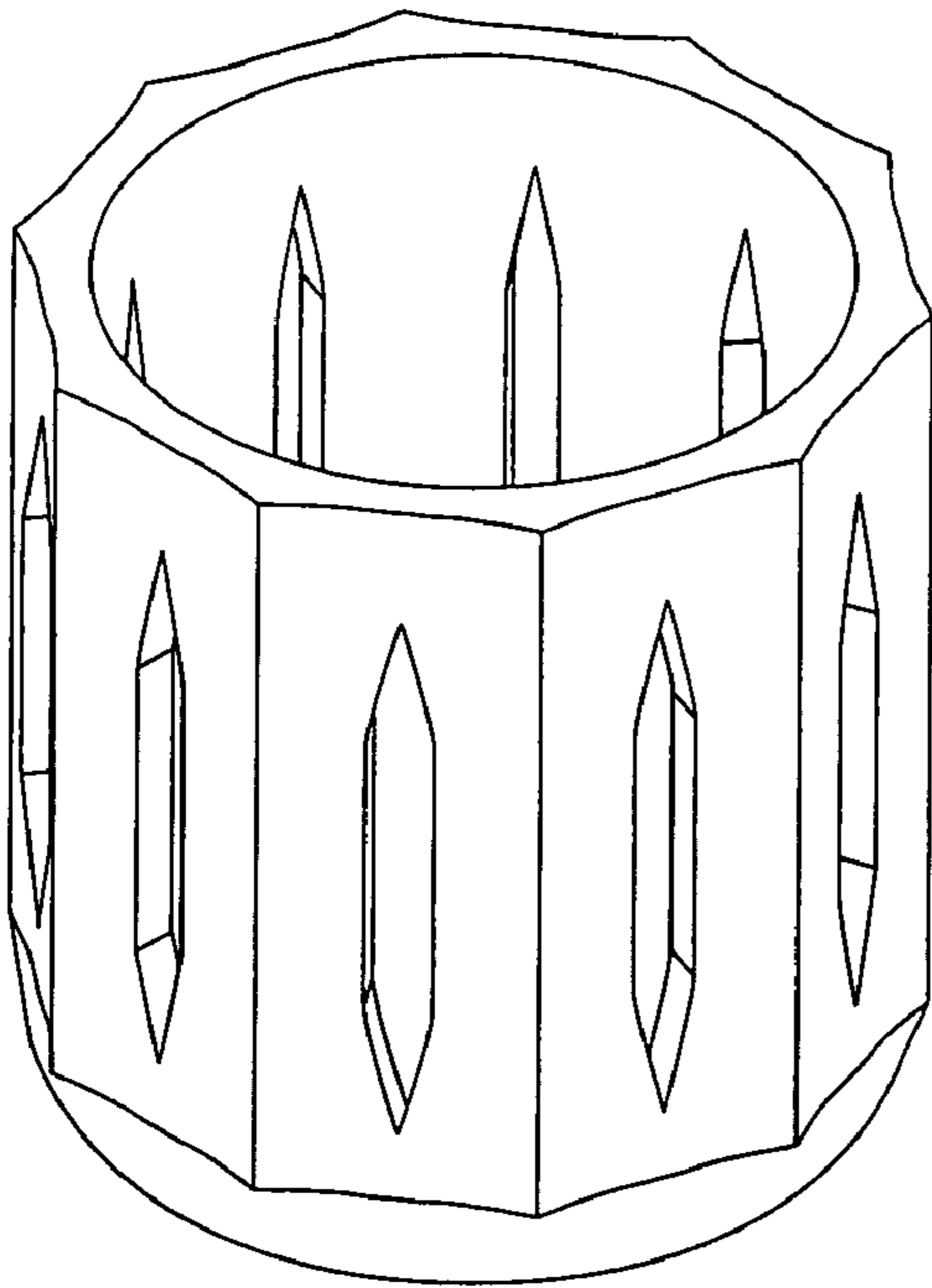


FIG. 1

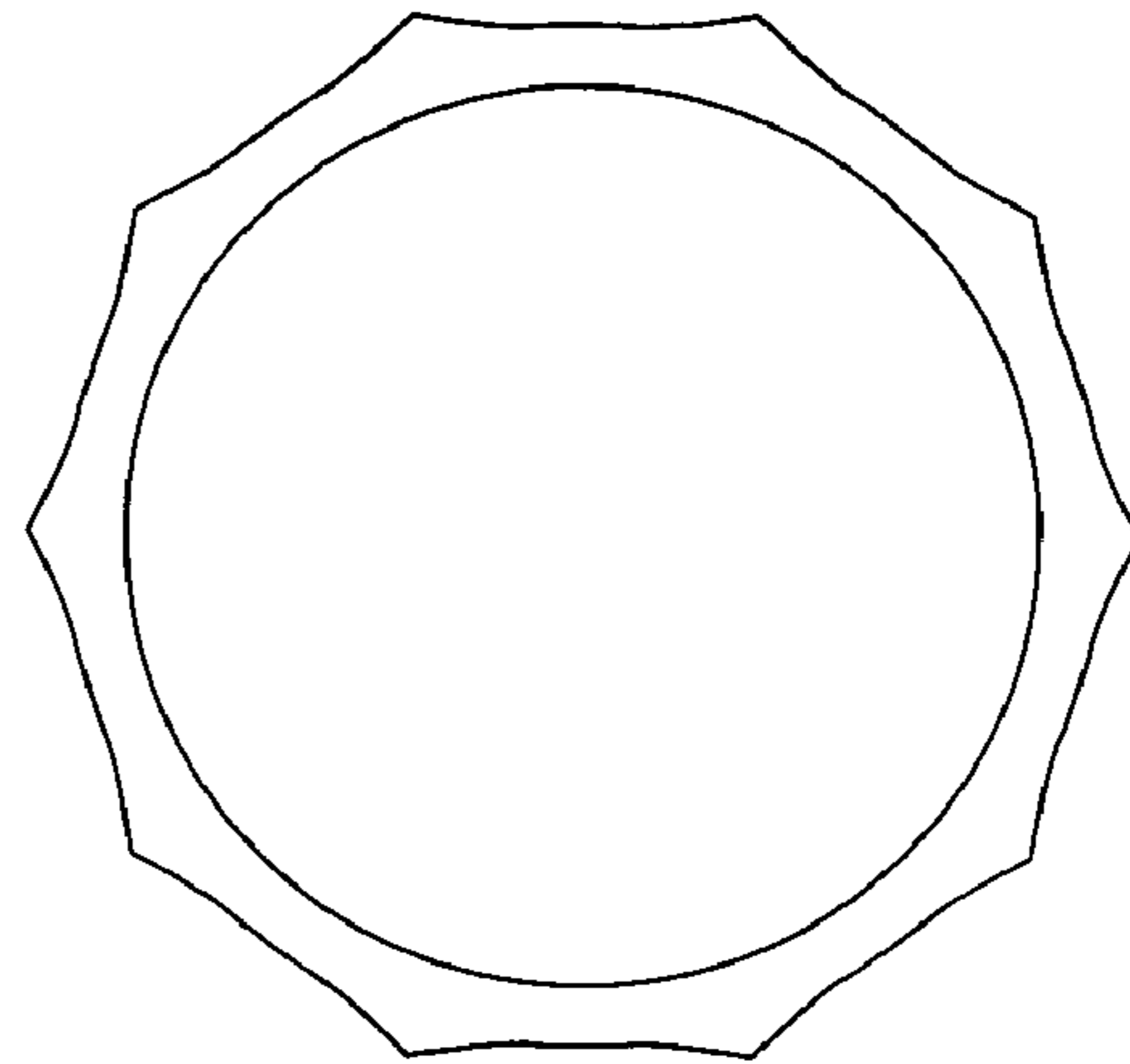


FIG. 2

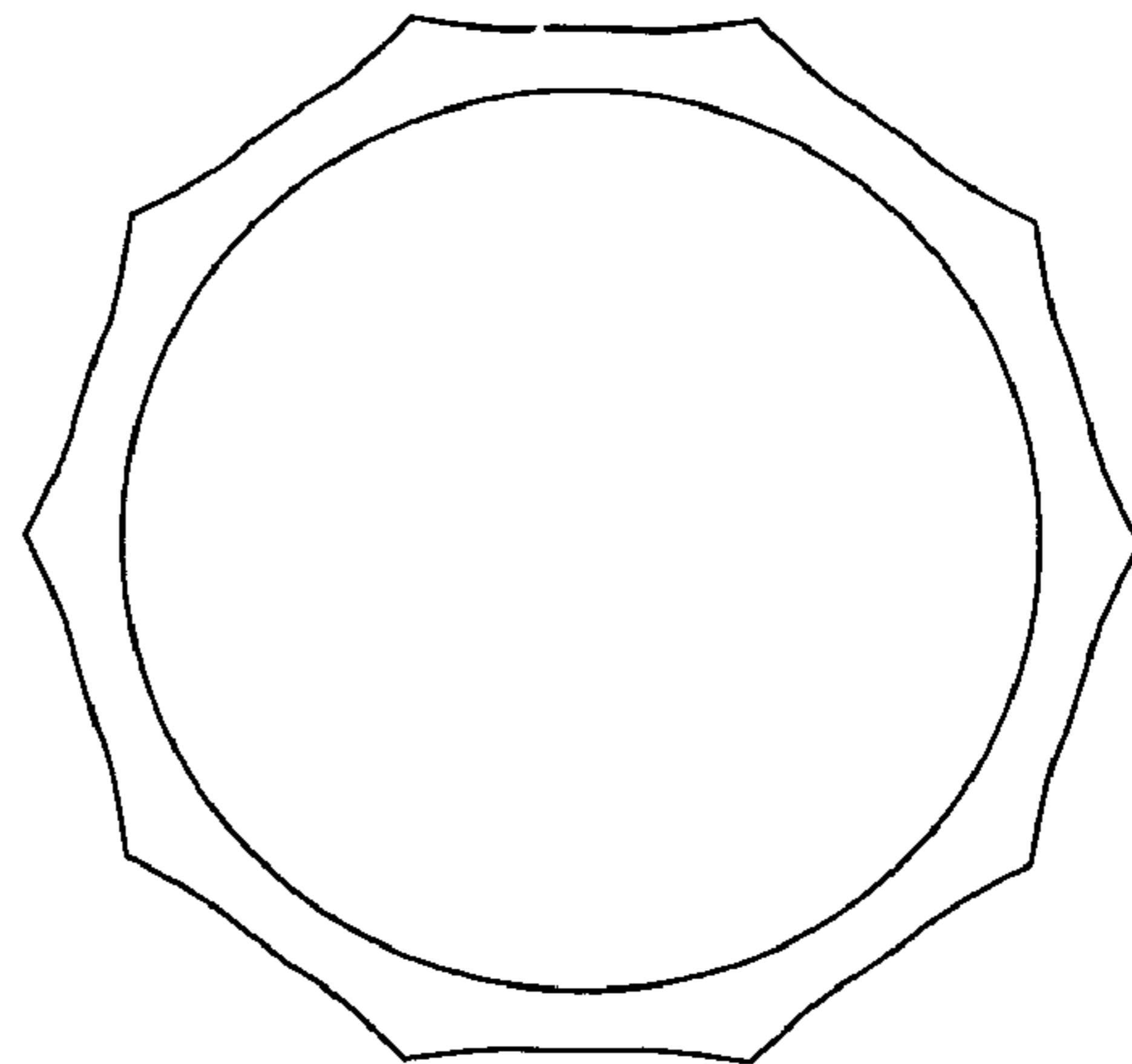


FIG. 3

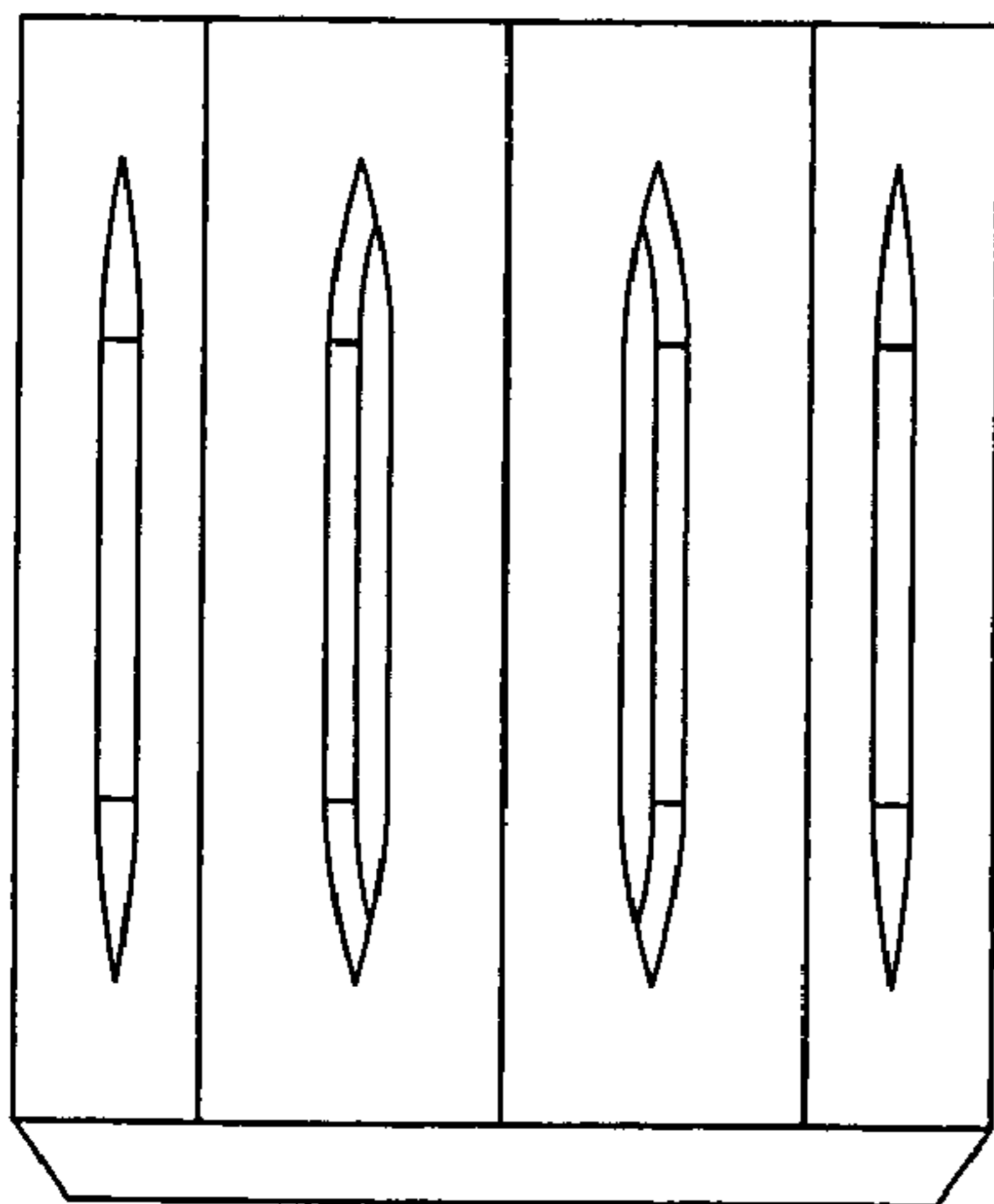


FIG. 4

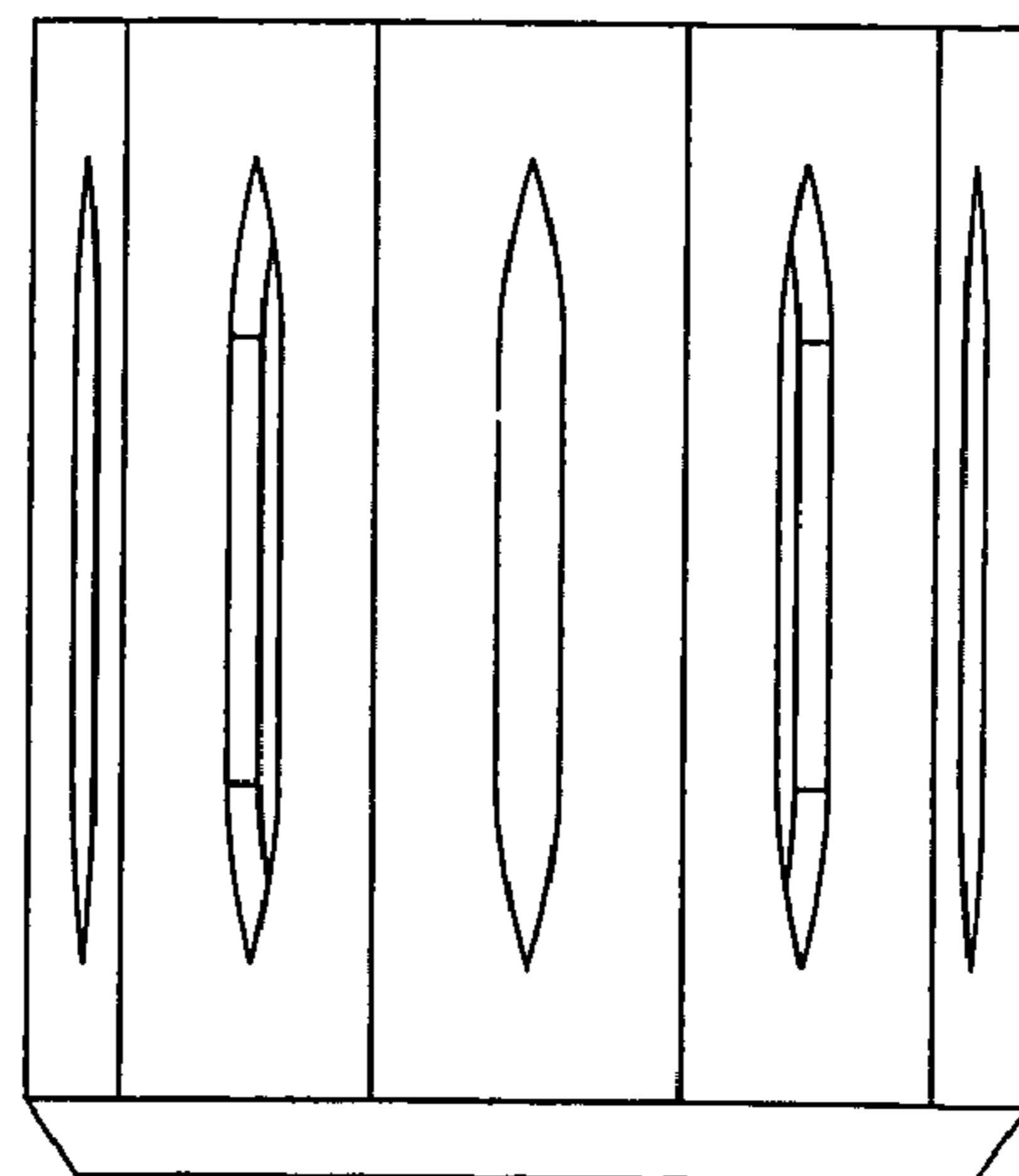


FIG. 5