



US00D556890S

(12) **United States Design Patent** (10) **Patent No.:** **US D556,890 S**
Brookins (45) **Date of Patent:** **** Dec. 4, 2007**

(54) **CEILING FAN HOUSING**

(75) Inventor: **Walter Brookins**, Dallas, TX (US)

(73) Assignee: **Craftmade International, Inc.**,
Coppell, TX (US)

(**) Term: **14 Years**

(21) Appl. No.: **29/285,158**

(22) Filed: **Mar. 22, 2007**

(51) **LOC (8) Cl.** **23-04**

(52) **U.S. Cl.** **D23/411**

(58) **Field of Classification Search** D23/411,
D23/413, 377, 379, 385; 416/5; D26/59,
D26/51, 72, 81-86.88

See application file for complete search history.

(56) **References Cited**

U.S. PATENT DOCUMENTS

D486,570 S * 2/2004 Hsieh D23/411

D516,702 S * 3/2006 Flores D23/411

* cited by examiner

Primary Examiner—Lisa Lichtenstein

(74) *Attorney, Agent, or Firm*—Munsch, Hardt, Kopf & Harr, P.C.

(57) **CLAIM**

The ornamental design for a ceiling fan housing, as shown and described.

DESCRIPTION

FIG. 1 is a perspective view of the ceiling fan housing showing my new design;

FIG. 2 front elevational view thereof;

FIG. 3 is a rear elevational view thereof;


FIG. 4 is a right side elevational view thereof, the left side elevational view being identical thereto;

FIG. 5 is a bottom plan view thereof; and,

FIG. 6 is a top plan view thereof.

The broken line showing of a support pole, ceiling fan blades and blade irons is included for the purpose of illustrating environmental structure and forms no part of the claimed design.

1 Claim, 6 Drawing Sheets






FIG. 1

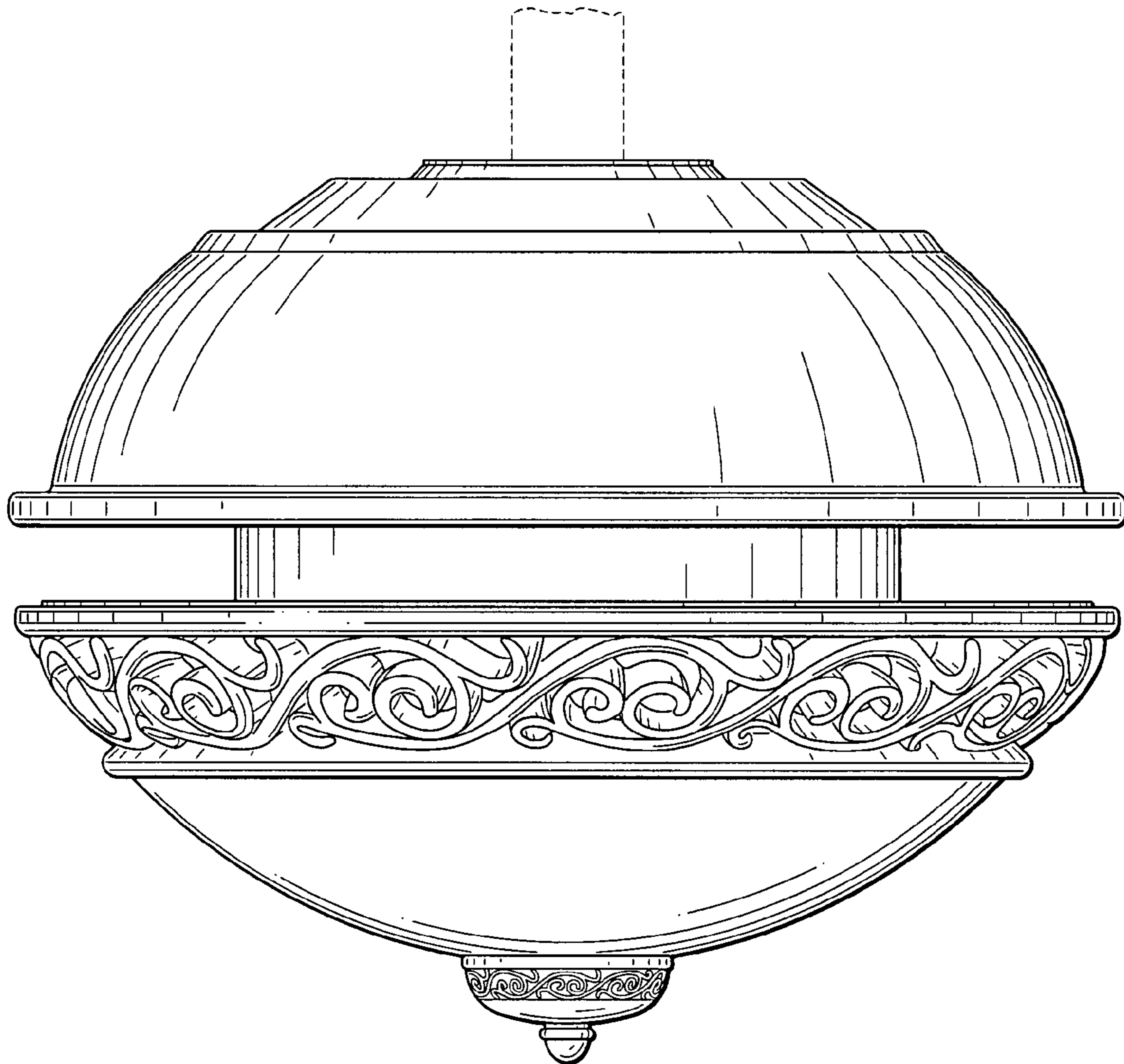


FIG. 2




FIG. 3




FIG. 4

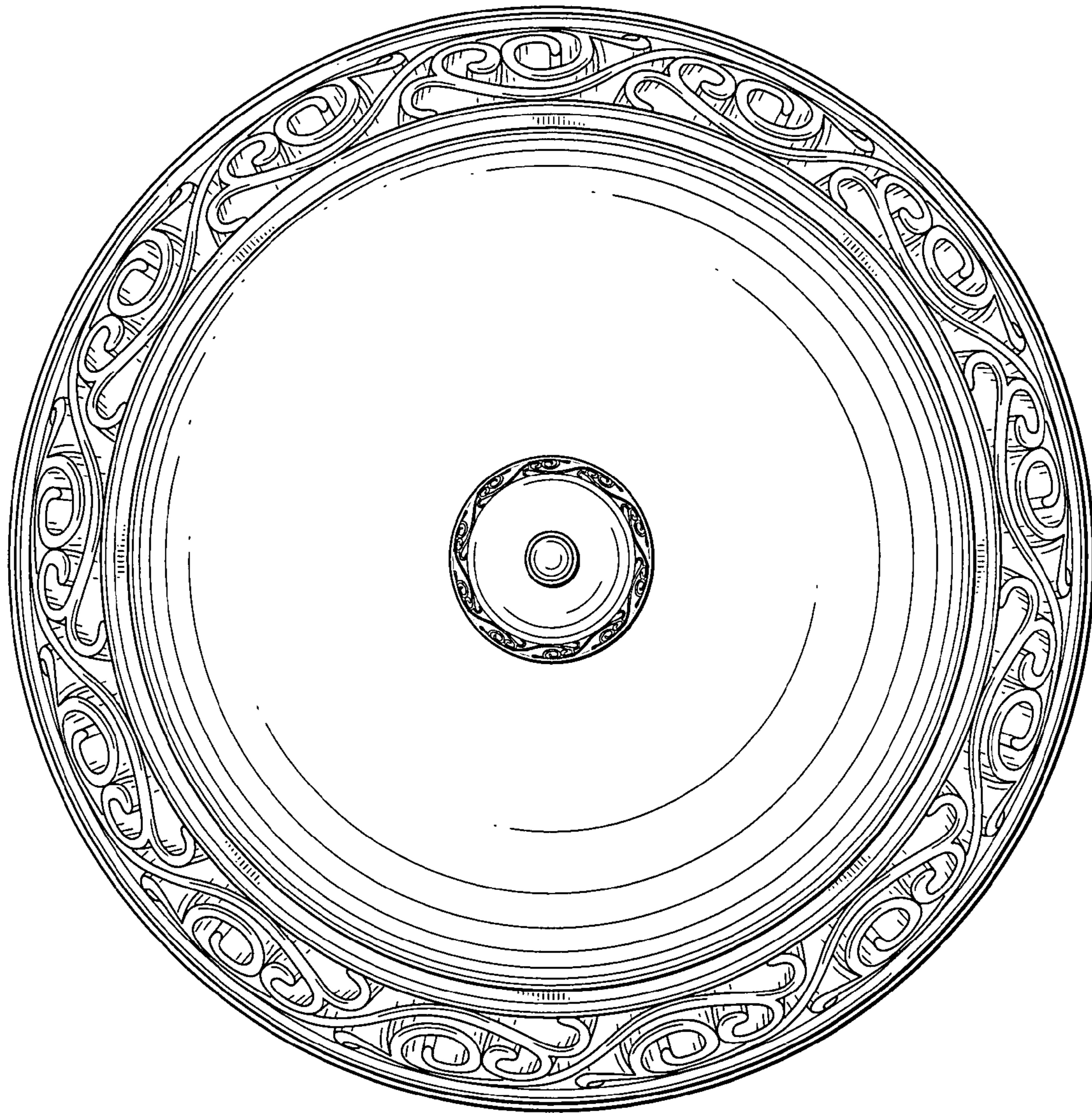


FIG. 5

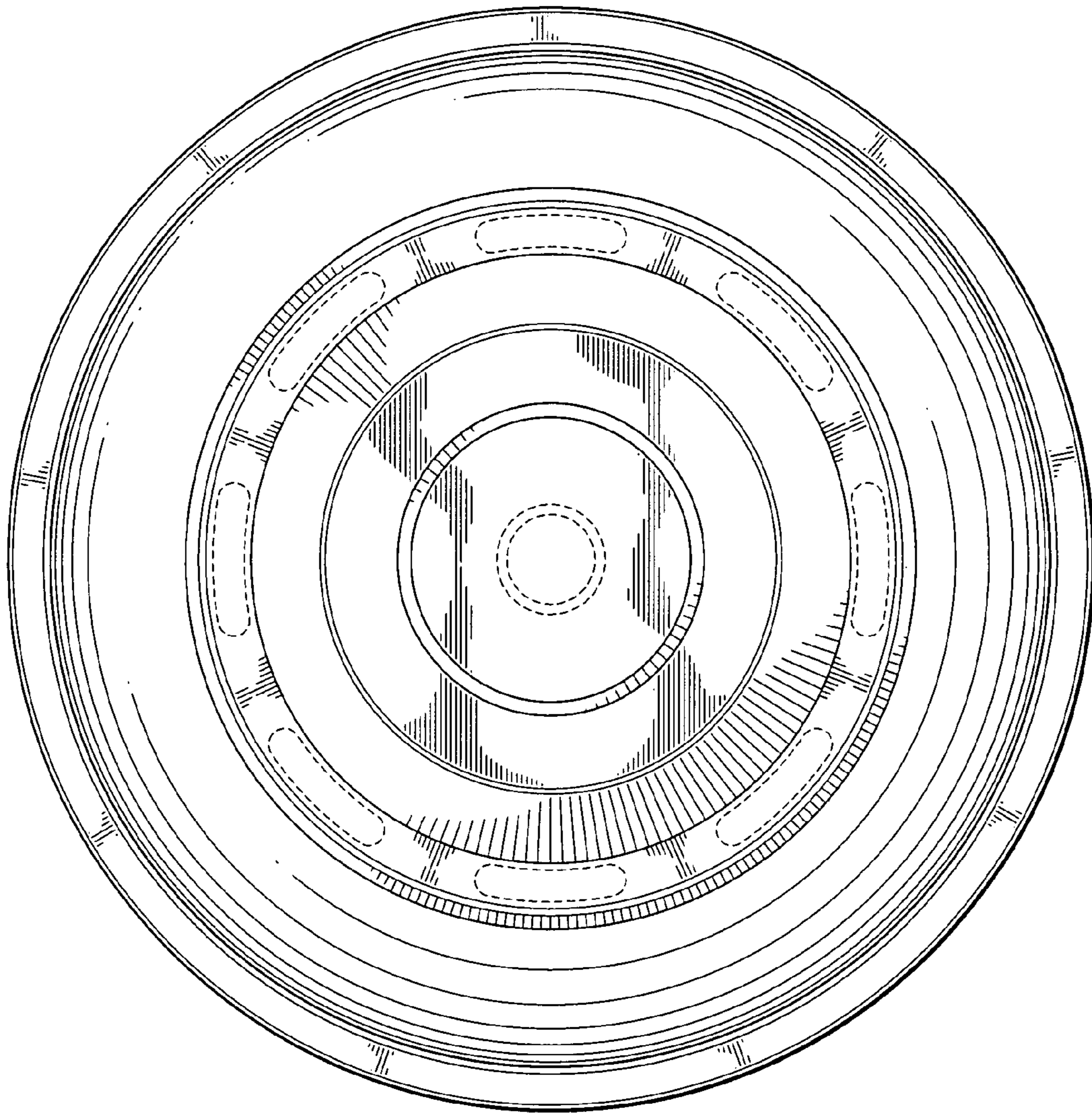


FIG. 6