



US00D556887S

(12) **United States Design Patent**
Curtin

(10) **Patent No.:** **US D556,887 S**

(45) **Date of Patent:** **** Dec. 4, 2007**

(54) **CEILING FAN HOUSING**

D529,601 S * 10/2006 Shurtleff D23/411

(75) Inventor: **Brett Curtin**, Scottsdale, AZ (US)

* cited by examiner

(73) Assignee: **Craftmade International, Inc.**,
Coppell, TX (US)

Primary Examiner—Lisa Lichtenstein

(74) *Attorney, Agent, or Firm*—Munsch, Hardt, Kopf &
Harr, P.C.

(**) Term: **14 Years**

(57) **CLAIM**

(21) Appl. No.: **29/271,536**

The ornamental design for a ceiling fan housing, as shown
and described.

(22) Filed: **Jan. 22, 2007**

DESCRIPTION

(51) **LOC (8) Cl.** **23-04**

FIG. 1 is a perspective view of the ceiling fan housing
showing my new design;

(52) **U.S. Cl.** **D23/411**

FIG. 2 is an enlarged front elevational view thereof, the rear
elevational view being a mirror image thereof; and

(58) **Field of Classification Search** D23/411,
D23/413, 377, 379, 385; 416/5; D26/59,
D26/51, 72, 81–86, 88

FIG. 3 is an enlarged bottom plan view thereof; and,

FIG. 4 is an enlarged top plan view thereof.

See application file for complete search history.

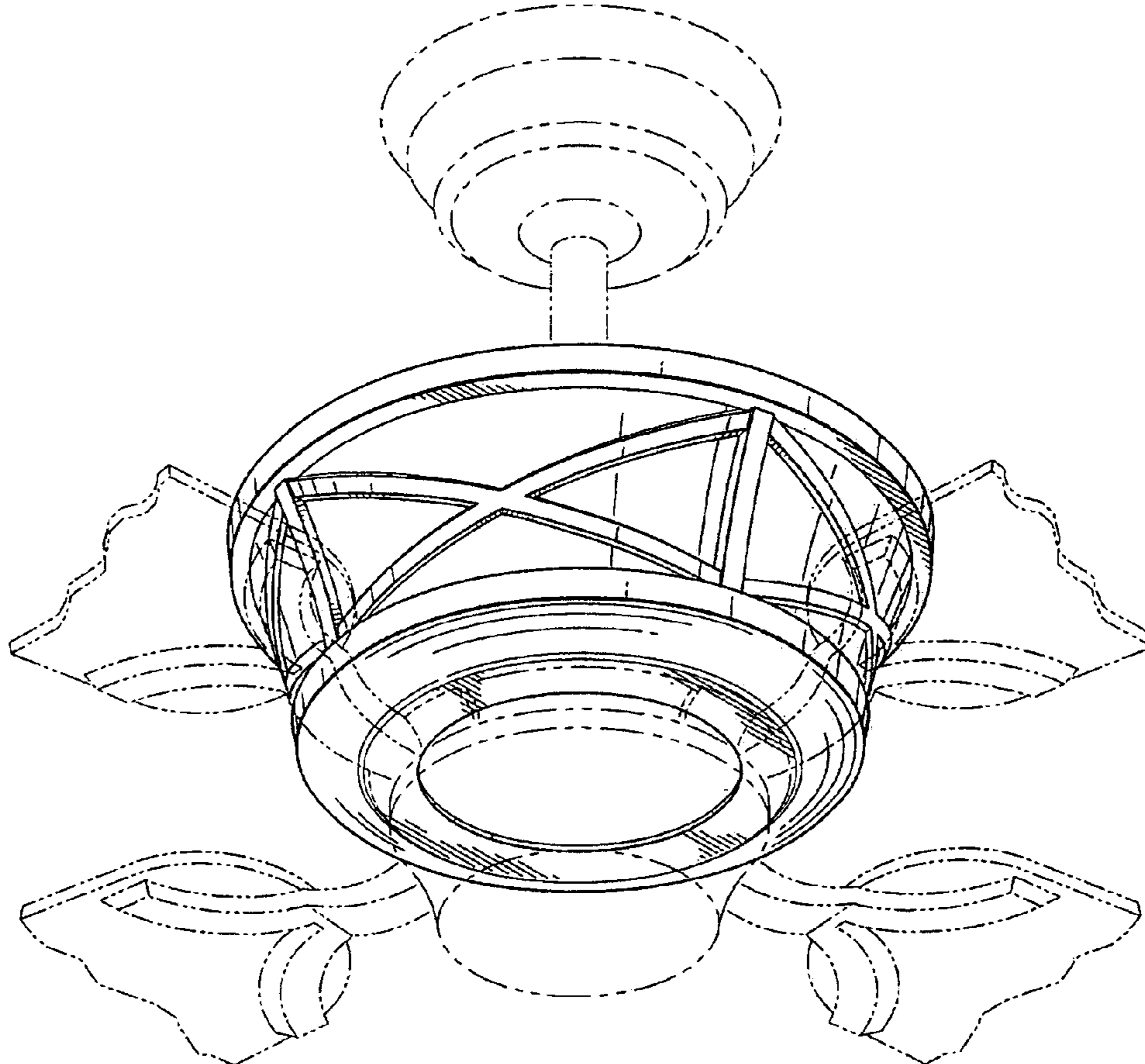
The broken line showing of a ceiling fan canopy, support
pole, blades, blade irons, and switch housing is included for
the purpose of illustrating environmental structure and forms
no part of the claimed design.

(56) **References Cited**

U.S. PATENT DOCUMENTS

D528,198 S * 9/2006 Dye D23/411
D528,199 S * 9/2006 Hidalgo D23/411

1 Claim, 3 Drawing Sheets



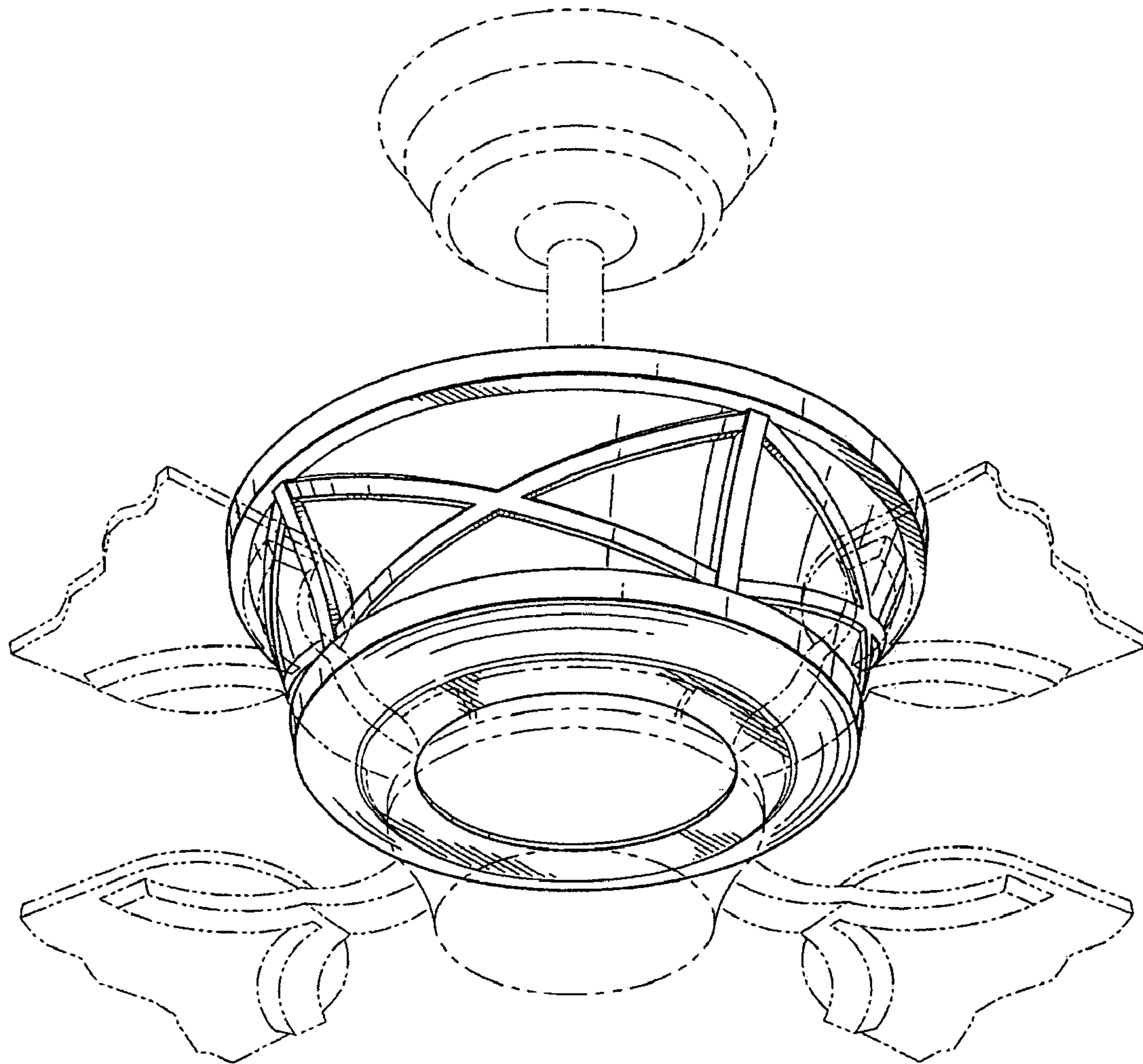


FIG. 1

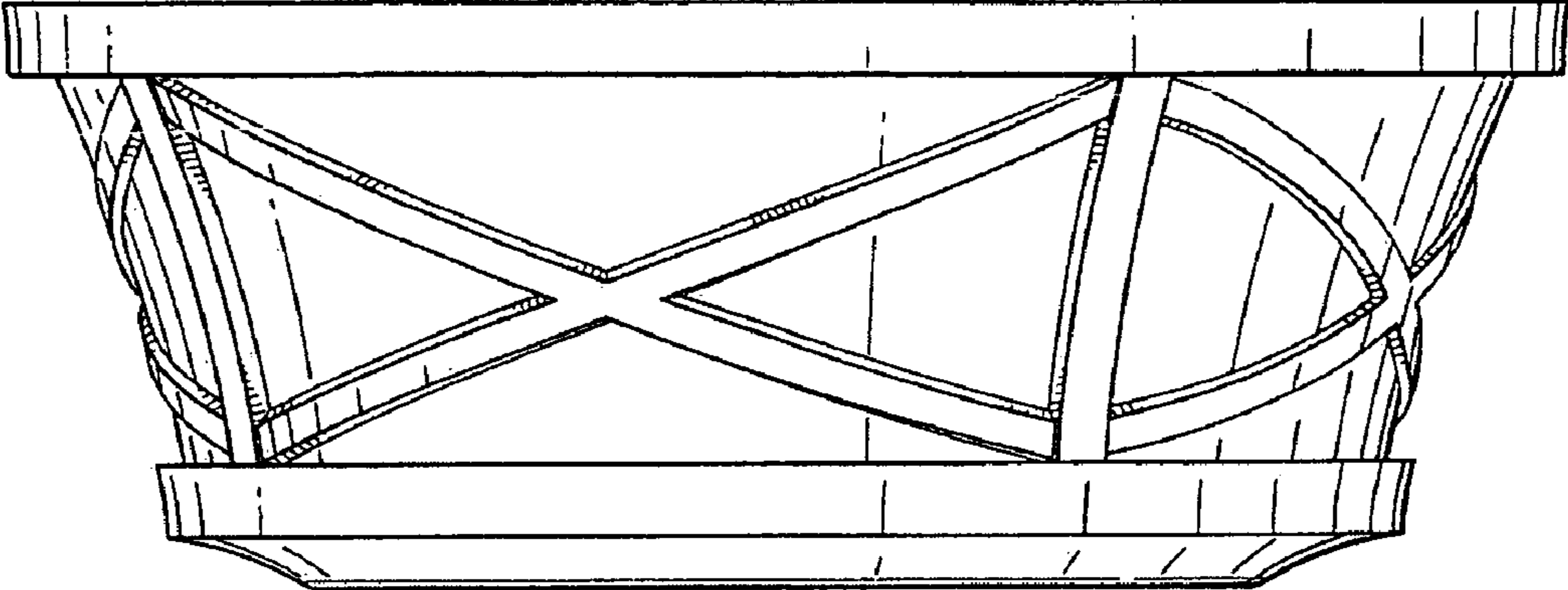


FIG. 2

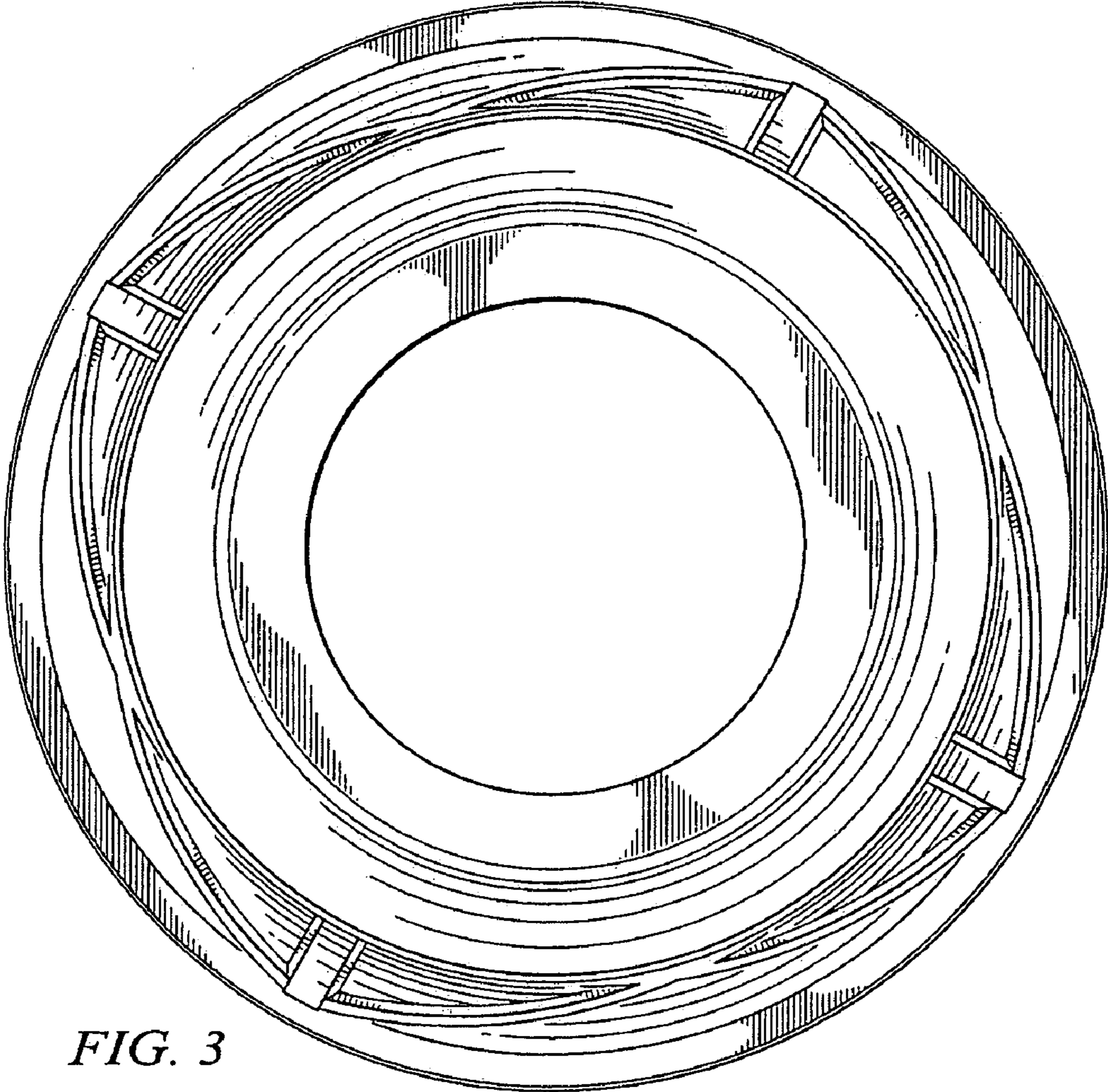


FIG. 3




FIG. 4