



US00D556885S

(12) **United States Design Patent**
Suri et al.

(10) **Patent No.:** **US D556,885 S**

(45) **Date of Patent:** **** Dec. 4, 2007**

(54) **AIR VENT COVER**

(57) **CLAIM**

(76) Inventors: **Rob Suri**, 31 E. 32nd St., 11th Floor,
New York, NY (US) 10016; **Ash Suri**,
31 E. 32nd St., 11th Floor, New York,
NY (US) 10016

The ornamental design for an “air vent cover,” as shown and described.

(**) Term: **14 Years**

DESCRIPTION

(21) Appl. No.: **29/244,304**

FIG. 1 is a perspective view of a first embodiment of an air vent cover showing our new design;

(22) Filed: **Dec. 7, 2005**

FIG. 2 is a right side view of the cover of FIG. 1, the left side view being a mirror image thereof;

(51) **LOC (8) Cl.** **23-04**

FIG. 3 is a top view thereof, the bottom view being a mirror image;

(52) **U.S. Cl.** **D23/389; D23/388**

FIG. 4 is a front view thereof;

(58) **Field of Classification Search** D23/388–393,
D23/342, 366, 356, 385, 370, 371, 351, 354,
D23/386; 454/309, 275–277, 284, 287–289;
D26/118, 72, 152

FIG. 5 is a rear view thereof;

See application file for complete search history.

FIG. 6 is a perspective view of a second embodiment of an air vent cover showing our new design;

(56) **References Cited**

FIG. 7 is a right side view of the cover of FIG. 6, the left side view being a mirror image thereof;

U.S. PATENT DOCUMENTS

FIG. 8 is a top view thereof, the bottom view being a mirror image;

D338,060 S *	8/1993	Solie	D23/388
D361,378 S *	8/1995	Mitchell	D23/393
D377,083 S *	12/1996	Smolarski	D23/393
D407,480 S *	3/1999	Leiter et al.	D23/388
D419,661 S *	1/2000	Keen et al.	D23/393
D419,662 S *	1/2000	Keen et al.	D23/393
D419,663 S *	1/2000	Keen et al.	D23/393
D419,664 S *	1/2000	Keen et al.	D23/393
D419,665 S *	1/2000	Keen et al.	D23/393
D419,668 S *	1/2000	Keen et al.	D23/393
D420,123 S *	2/2000	Keen et al.	D23/393
D510,997 S *	10/2005	Berger	D23/388
D517,192 S *	3/2006	Berger	D23/393

FIG. 9 is a front view thereof;

FIG. 10 is a rear view thereof;

FIG. 11 is a perspective view of a third embodiment of an air vent cover showing our new design;

FIG. 12 is a right side view of the cover of FIG. 11, the left side view being a mirror image thereof;

FIG. 13 is a top view thereof, the bottom view being a mirror image;

FIG. 14 is a front view thereof; and,

FIG. 15 is a rear view thereof.

* cited by examiner

The brackets drawn in broken lines show use and environment, and form no part of the claimed design.

Primary Examiner—Ian Simmons

Assistant Examiner—David G Muller

(74) *Attorney, Agent, or Firm*—Miller, Matthias & Hull

1 Claim, 6 Drawing Sheets

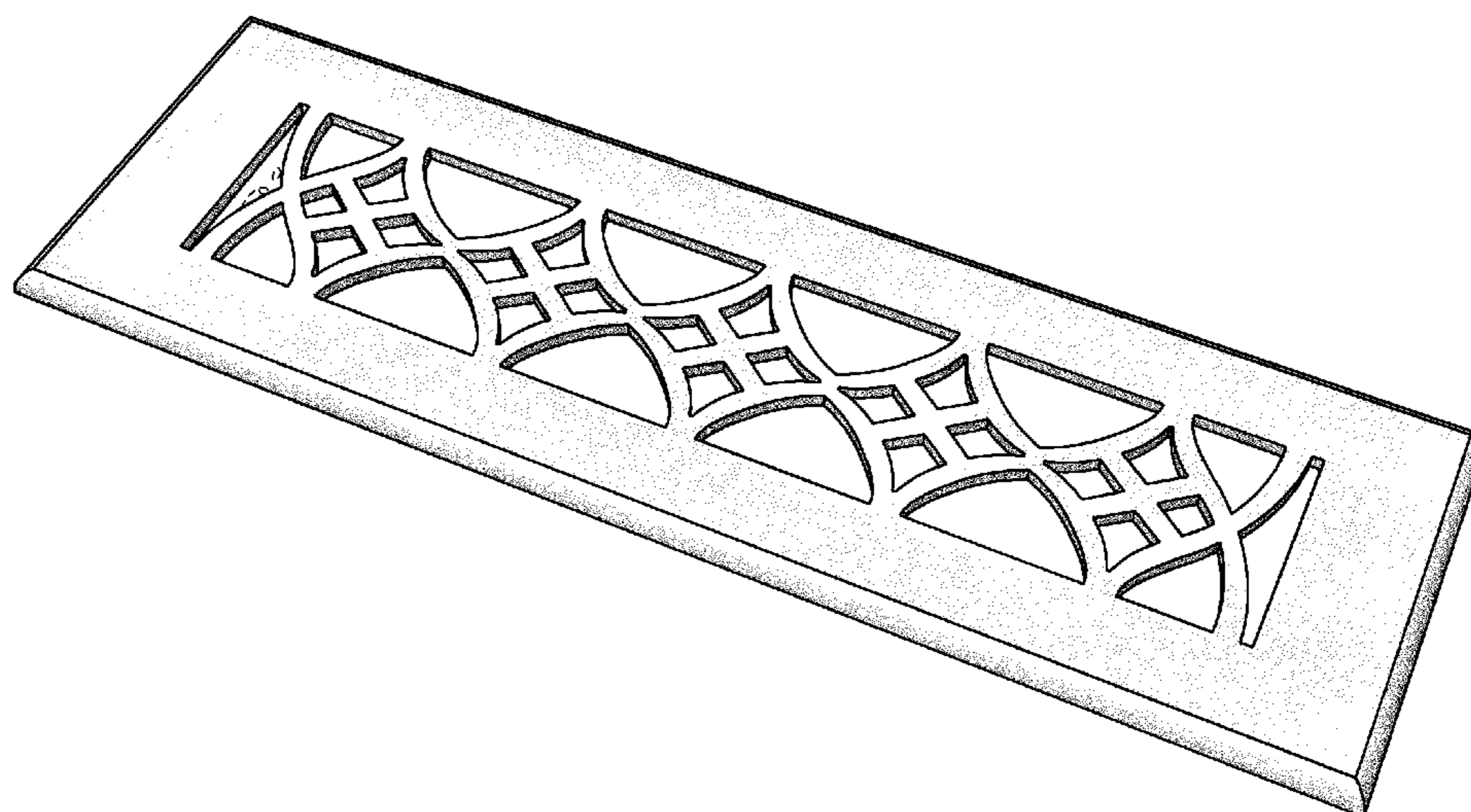


FIG. 1




FIG. 3



FIG. 2




FIG. 4




FIG. 5




FIG. 6

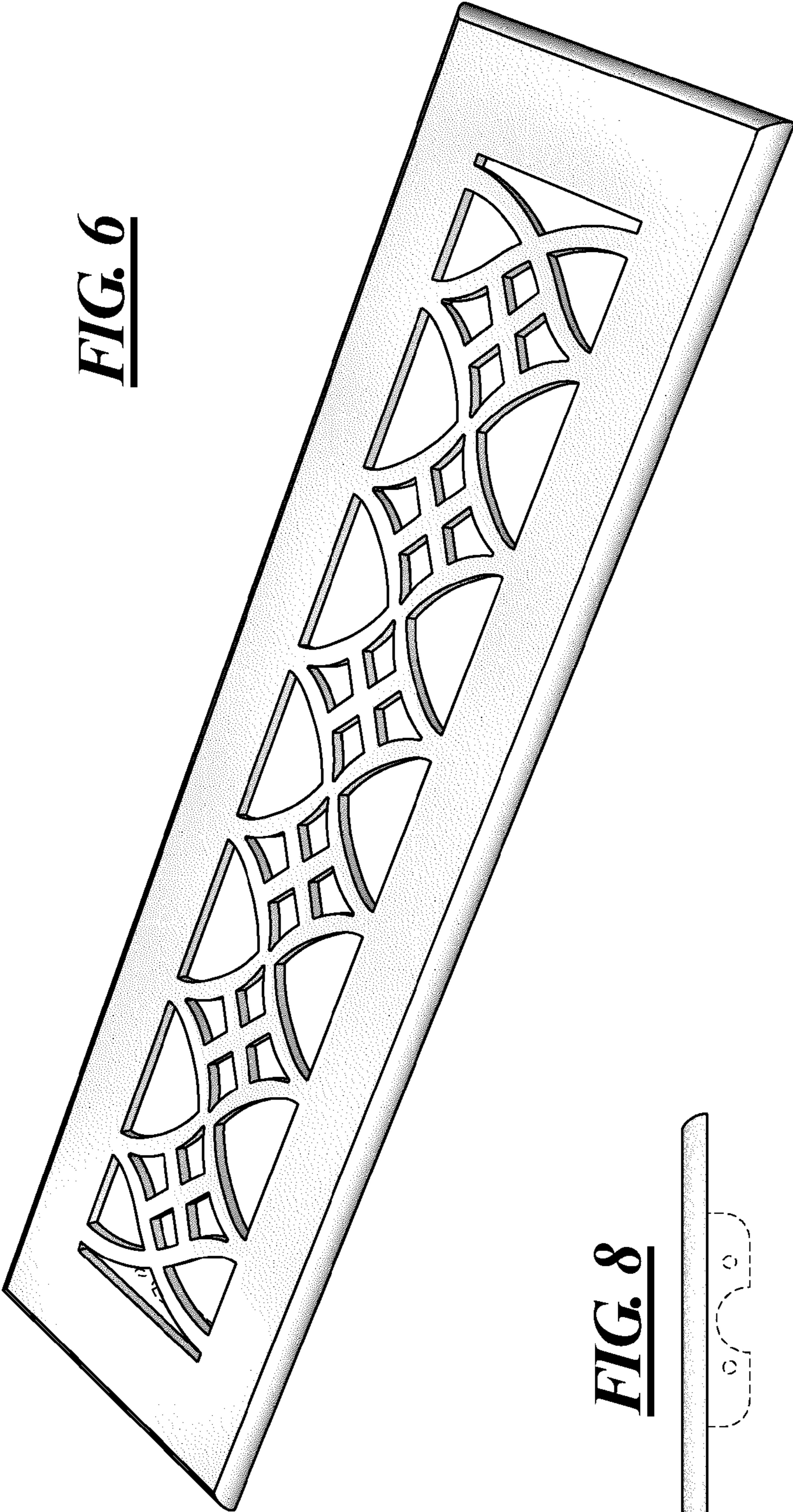


FIG. 8



FIG. 7




FIG. 9





FIG. 10



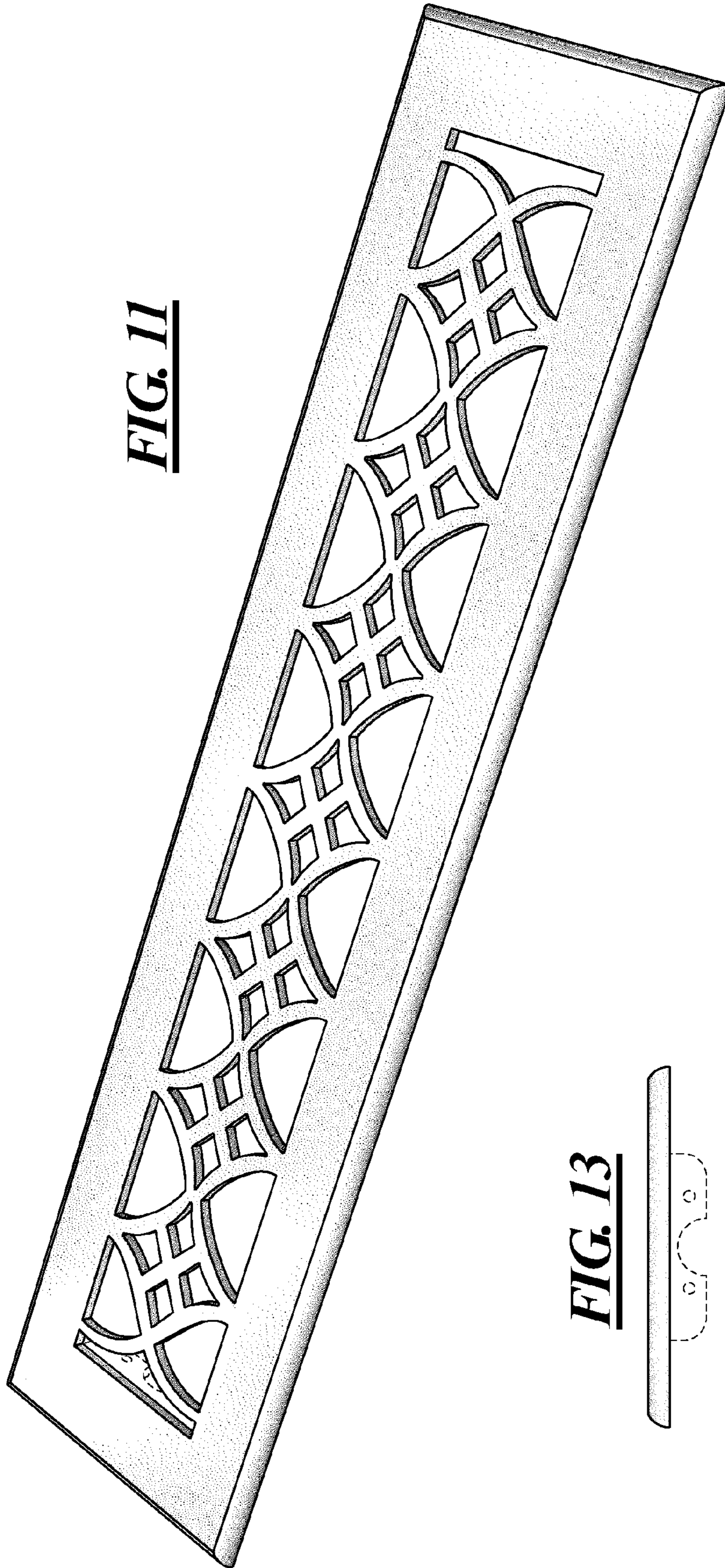


FIG. 11



FIG. 13

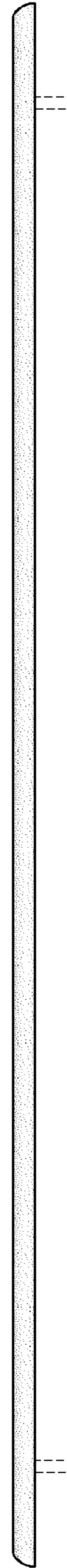


FIG. 12

FIG. 14




FIG. 15

