



US00D556883S

(12) **United States Design Patent**
Flores

(10) **Patent No.:** **US D556,883 S**

(45) **Date of Patent:** **** Dec. 4, 2007**

(54) **COMBINATION CEILING FAN AND LIGHT FIXTURE**

(75) Inventor: **Miguel Flores**, Riverside, CA (US)

(73) Assignee: **Minka Lighting, Inc.**, Corona, CA (US)

(**) Term: **14 Years**

(21) Appl. No.: **29/250,241**

(22) Filed: **Nov. 7, 2006**

(51) **LOC (8) Cl.** **23-04**

(52) **U.S. Cl.** **D23/377; D26/59**

(58) **Field of Classification Search** D23/377,
D23/379, 385, 411, 413; 416/5; D26/59,
D26/71, 81-86, 88, 51; 362/96
See application file for complete search history.

(56) **References Cited**

U.S. PATENT DOCUMENTS

D341,991 S	*	12/1993	Frere	D7/396.1
D390,944 S	*	2/1998	Pickett et al.	D23/377
D390,945 S	*	2/1998	Pickett	D23/377
D397,199 S	*	8/1998	Pickett	D23/377
D530,417 S	*	10/2006	Hidalgo	D23/411

OTHER PUBLICATIONS

- U.S. Appl. No. 29/250,242.
- U.S. Appl. No. 29/250,243.
- U.S. Appl. No. 29/250,244.
- U.S. Appl. No. 29/250,246.
- U.S. Appl. No. 29/250,247.
- U.S. Appl. No. 29/250,248.
- MinkaAire Internet Catalog; Chantal ceiling fan; Model F-559; printed from minkagroup.net.
- MinkaAire Internet Catalog; Bijou ceiling fan; Model F-699; printed from minkagroup.net.
- Emerson Internet Catalog; Botanica ceiling fan; Model EM-CF2500TG; printed from hansenwholesale.com.
- Emerson Internet Catalog; Devonshire ceiling fan; Model EM-CF6700B; printed from hansenwholesale.com.

Emerson Internet Catalog; Mariol ceiling fan; Model EM-CF940WB; printed from hansenwholesale.com.
 Monte Carlo Internet Catalog; Kimberly ceiling fan; Model MC-5KBR54AFD; printed from hansenwholesale.com.
 Monte Carlo Internet Catalog; Vineyard ceiling fan; Model MC-5VYR56RBD; printed from hansenwholesale.com.
 Carved alabaster bowl at Hearst Castle; photographed in late 2004 by inventor.
 Carved alabaster bowl at Hearst Castle; photographed in late 2004 by inventor.
 Cast metal arm from floor lamp at Hearst Castle; photographed in late 2004 by inventor.

* cited by examiner

Primary Examiner—Lisa Lichtenstein

(74) *Attorney, Agent, or Firm*—Baker & McKenzie LLP

(57) **CLAIM**

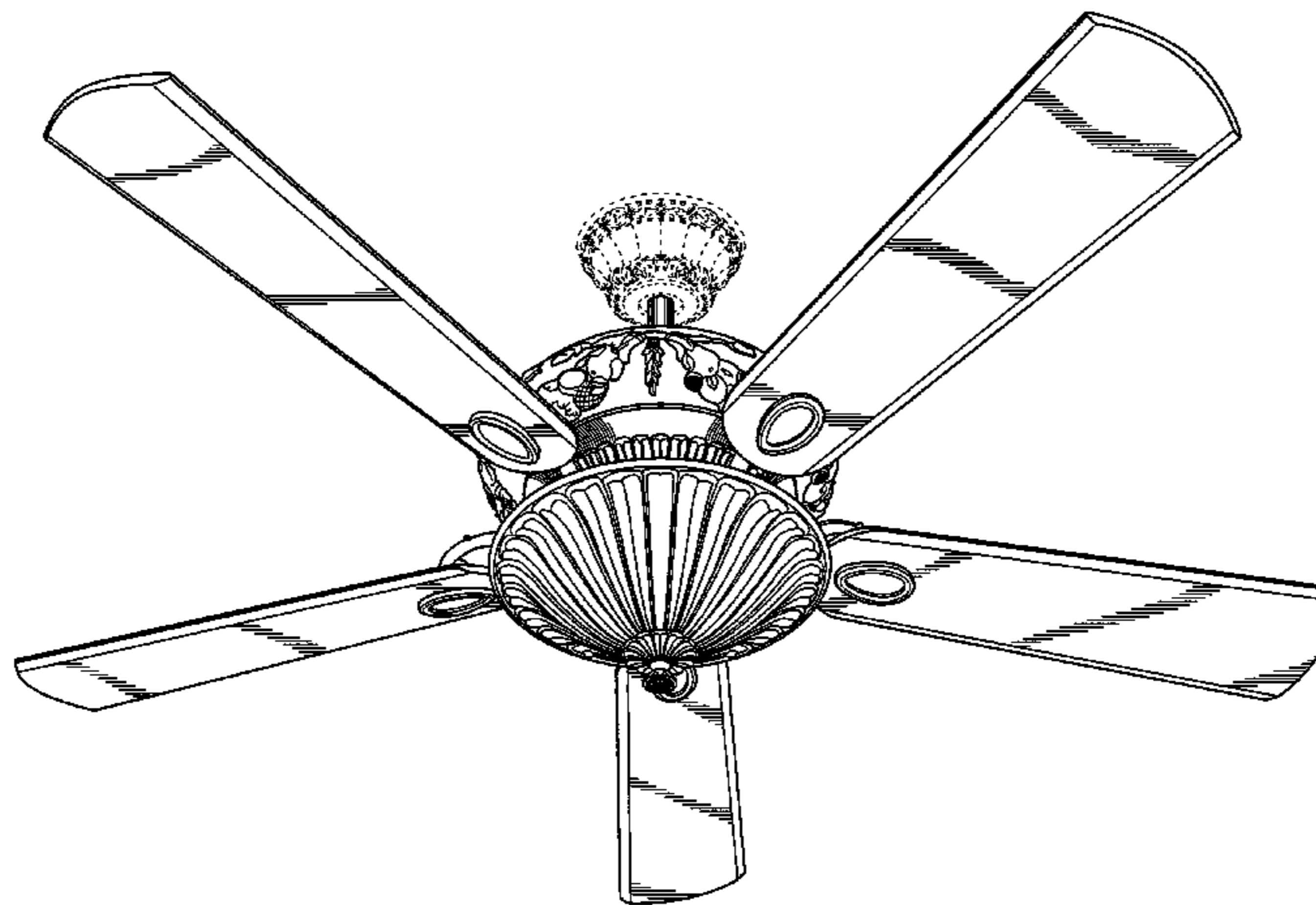
The ornamental design for a combination ceiling fan and light fixture, as shown and described.

DESCRIPTION

FIG. 1 is a perspective view from below of a combination ceiling fan and light fixture in accordance with my design; FIG. 2 is a reduced top plan view of the combination ceiling fan and light fixture in accordance with my design; FIG. 3 is a reduced bottom plan view of the combination ceiling fan and light fixture in accordance with my design; FIG. 4 is an enlarged front elevation view of the combination ceiling fan and light fixture in accordance with my design; FIG. 5 is an enlarged back elevation view of the combination ceiling fan and light fixture in accordance with my design; and, FIG. 6 is an enlarged side elevation view of the combination ceiling fan and light fixture in accordance with my design, the opposite view being a mirror image of that shown except for the positioning of the fan blades.

The broken line showing of the ceiling mount is included for the purpose of illustrating environmental structure and forms no part of the claimed design.

1 Claim, 6 Drawing Sheets



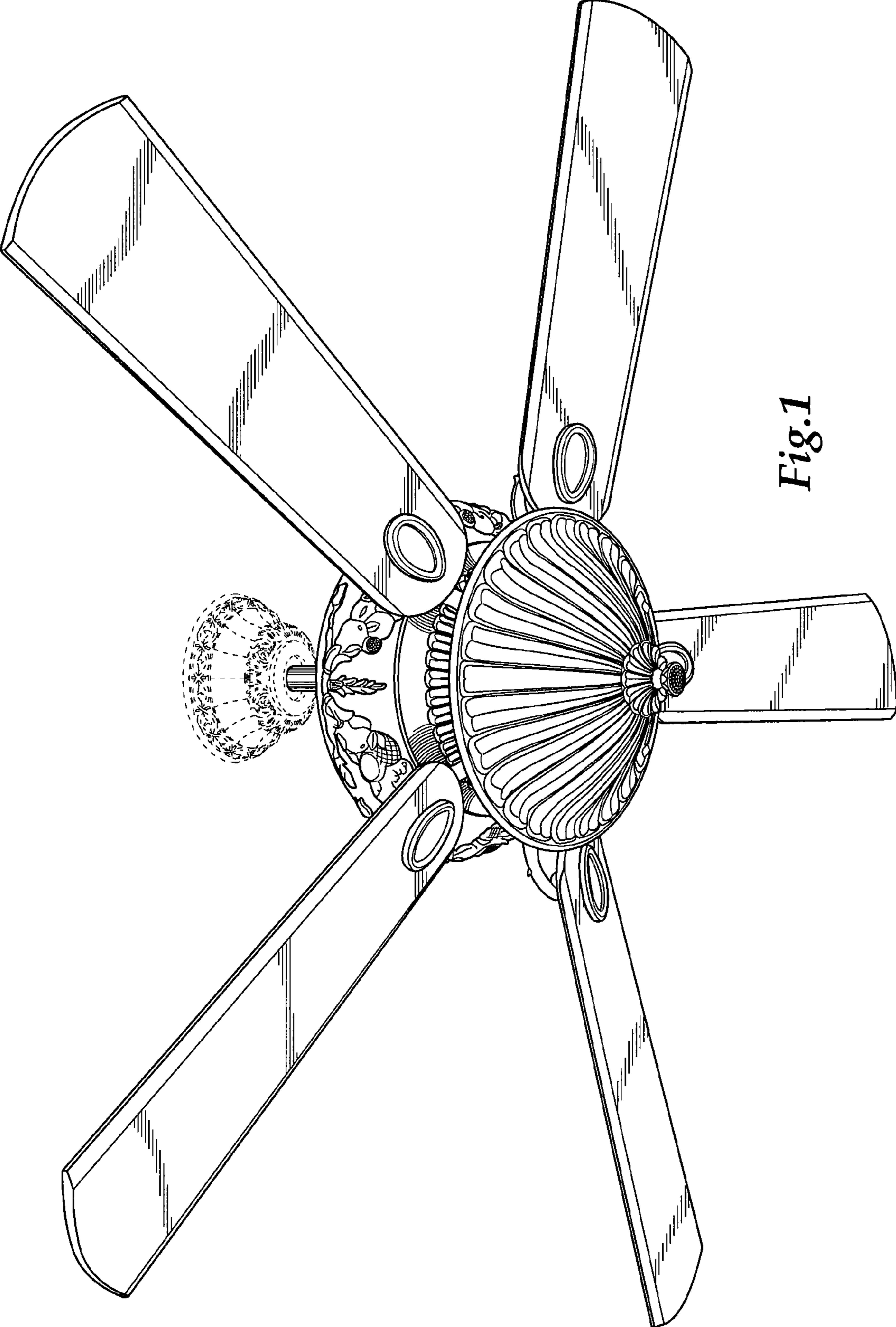


Fig.1




Fig.2




Fig.3

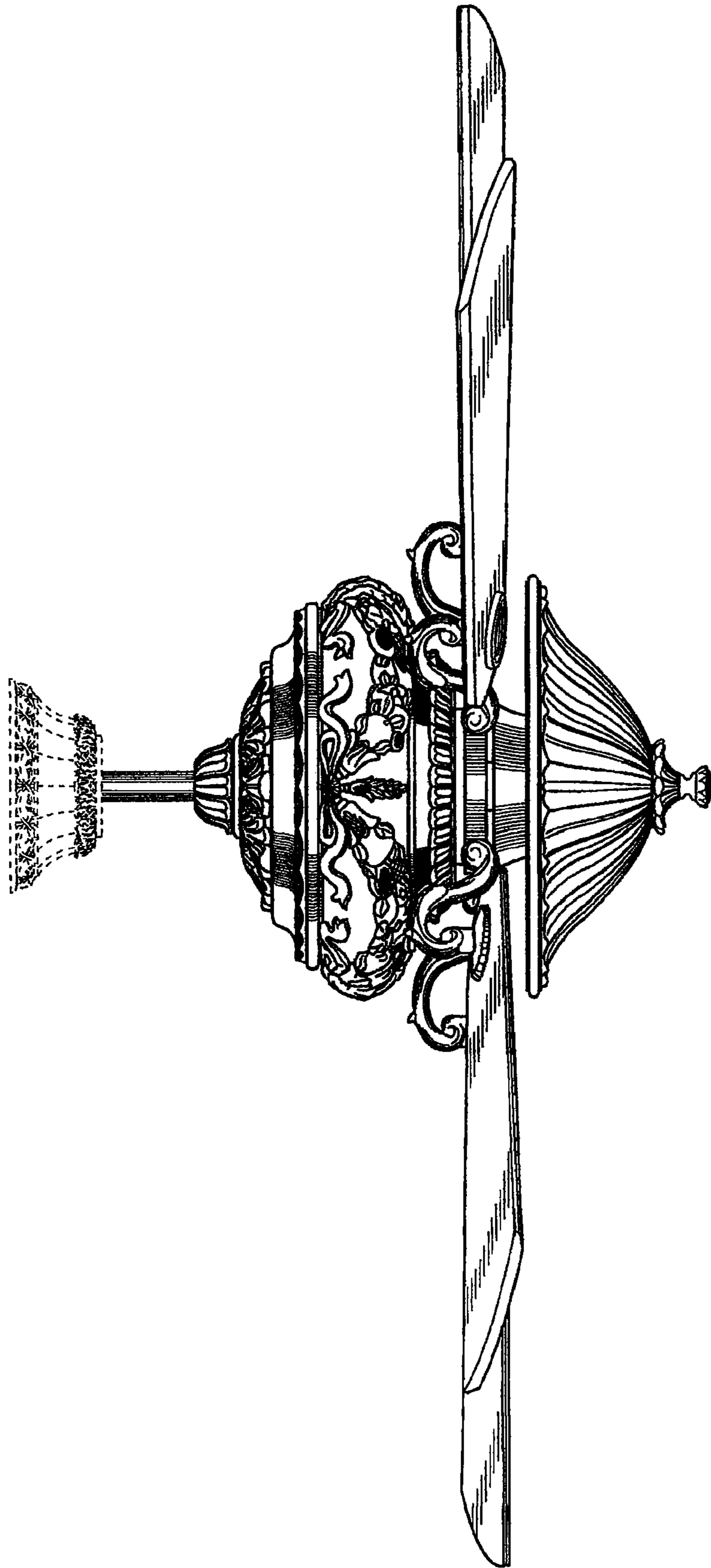


Fig. 4

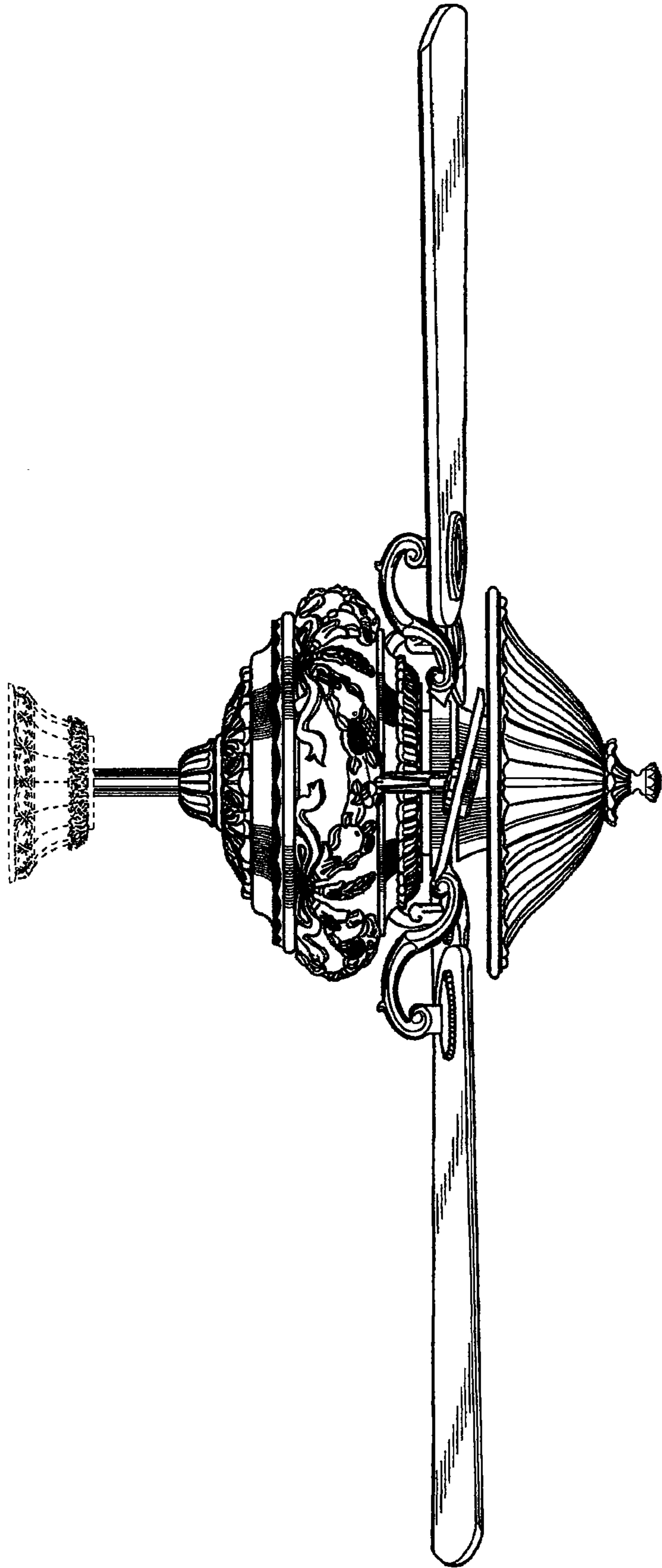


Fig.5

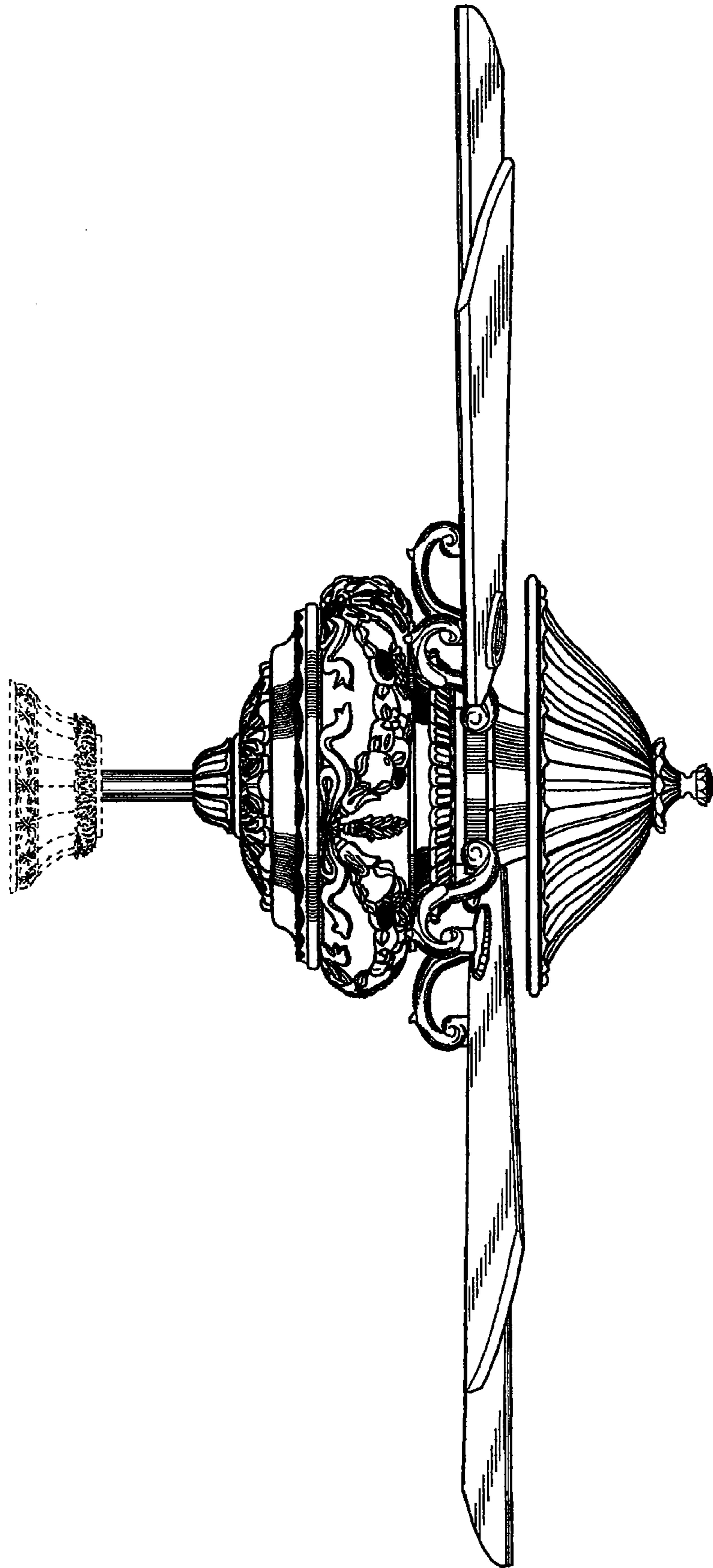


Fig. 6