



US00D556877S

(12) **United States Design Patent**
Corry

(10) **Patent No.:** **US D556,877 S**

(45) **Date of Patent:** **** Dec. 4, 2007**

(54) **ELECTRIC FIRE CABINET**

(76) **Inventor:** **Arthur Andrew Corry**, 6832, Traiv
Blvd., Naples, FL (US) 34108

(**) **Term:** **14 Years**

(21) **Appl. No.:** **29/269,420**

(22) **Filed:** **Nov. 30, 2006**

(51) **LOC (8) Cl.** **23-03**

(52) **U.S. Cl.** **D23/314; D23/332; D23/344**

(58) **Field of Classification Search** D23/317,
D23/320, 323, 329, 330, 332, 342, 343, 344,
D23/395, 398, 401-405, 416-419, 499, 410,
D23/314; 126/523, 500, 544, 513, 508, 121,
126/120, 131, 130, 139, 144, 145, 151; 392/348,
392/441; 373/27; 40/428; D25/15; 52/79.9,
52/36.3

See application file for complete search history.

(56) **References Cited**

U.S. PATENT DOCUMENTS

1,069,944 A * 8/1913 Haggard 126/500
1,326,812 A * 12/1919 Waggoner 126/500

1,586,597 A 6/1926 Berry
1,768,284 A 6/1930 Berry
3,454,318 A * 7/1969 Hartwick et al. 312/31
4,301,784 A * 11/1981 Dinwiddie 126/528
4,435,025 A * 3/1984 Weintraub 312/31
5,195,820 A 3/1993 Rehberg
6,050,011 A 4/2000 Hess
6,302,555 B1 * 10/2001 Bristow 362/96
2004/0237417 A1 * 12/2004 Rupp 52/36.3

* cited by examiner

Primary Examiner—Robert M. Spear
Assistant Examiner—Anna K Dworzecka

(57) **CLAIM**


The ornamental design for an electric fire cabinet, as shown and described.

DESCRIPTION

FIG. 1 is a perspective view of a electric fire cabinet showing my new design; and,

FIG. 2 is a left side view thereof (the right side is a mirror image of the left side).

1 Claim, 2 Drawing Sheets






FIG. 1

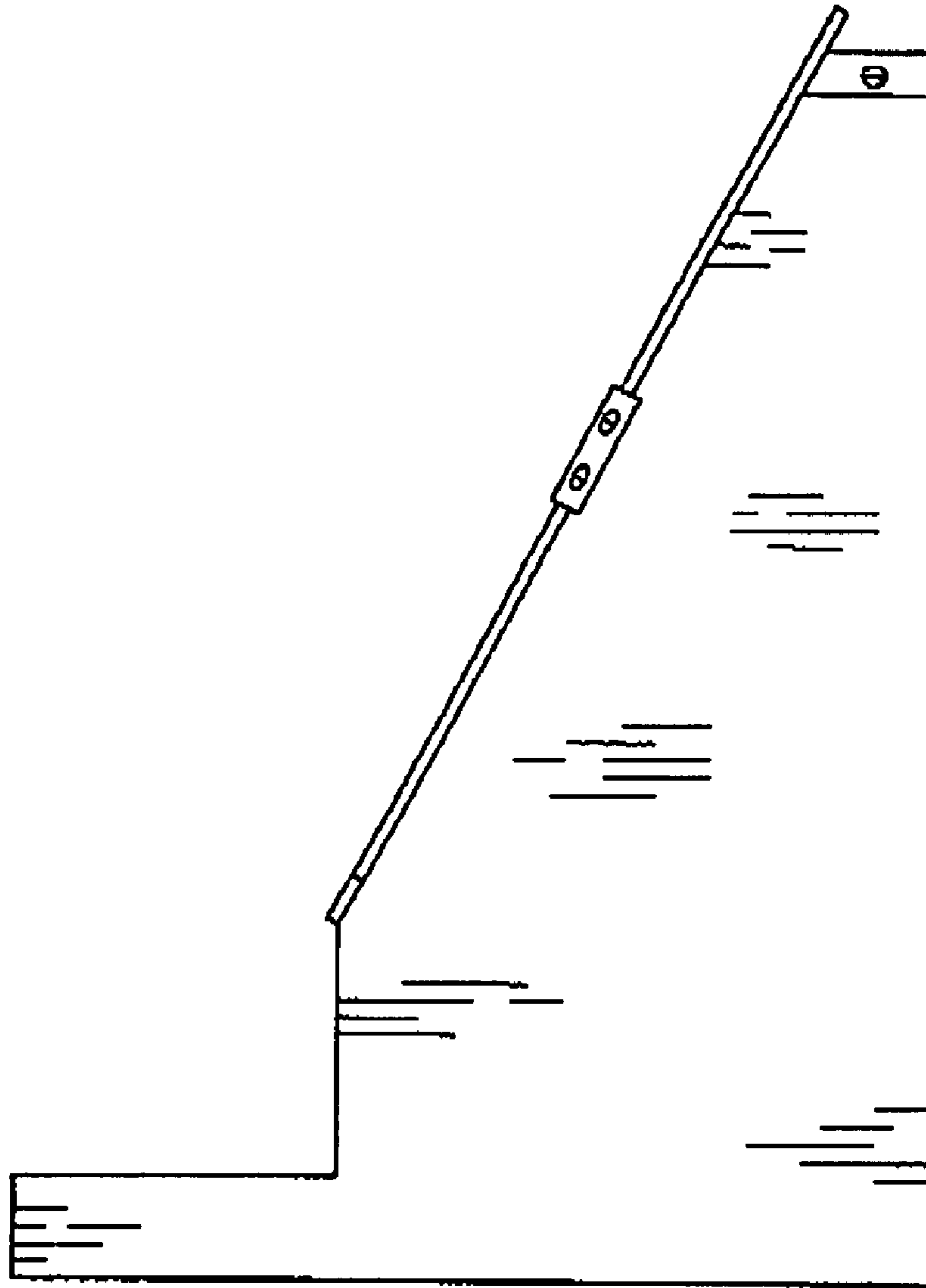


FIG. 2