



US00D556876S

(12) **United States Design Patent**  
**O'Rourke et al.**

(10) **Patent No.:** **US D556,876 S**

(45) **Date of Patent:** **\*\* Dec. 4, 2007**

(54) **TOILET SEAT HANDLE**

D370,529 S \* 6/1996 Nestor ..... D23/311  
D484,581 S \* 12/2003 Delgado et al. .... D23/311

(75) Inventors: **Christopher O'Rourke**, Jackson Heights, NY (US); **David Ortiz**, New York, NY (US)

\* cited by examiner

(73) Assignee: **Next Door Design and Manufacturing, L.L.C.**, Jackson Heights, NY (US)

*Primary Examiner*—Robert A. Delehanty  
(74) *Attorney, Agent, or Firm*—Hogan & Hartson LLP

(\*\*) Term: **14 Years**

(57) **CLAIM**

(21) Appl. No.: **29/268,953**

The ornamental design of a toilet seat handle, as shown and described.

(22) Filed: **Nov. 17, 2006**

**DESCRIPTION**

(51) **LOC (8) Cl.** ..... **23-02**

(52) **U.S. Cl.** ..... **D23/311**

(58) **Field of Classification Search** ..... D23/303,  
D23/309-312; 4/444, 483, 485-486, 217,  
4/234-235, 237-239, 242.1, DIG. 6, DIG. 9;  
D8/307

See application file for complete search history.


FIG. 1 is a top view of the toilet seat handle;  
FIG. 2 is a bottom view of the toilet seat handle;  
FIG. 3 is a back view of the toilet seat handle;  
FIG. 4 is a left side view of the toilet seat handle;  
FIG. 5 is a right side view of the toilet seat handle;  
FIG. 6 is a front view of the toilet seat handle; and,  
FIG. 7 is a perspective view of the toilet seat handle.

(56) **References Cited**

**U.S. PATENT DOCUMENTS**

D262,486 S \* 12/1981 Boyter ..... D23/311

**1 Claim, 4 Drawing Sheets**



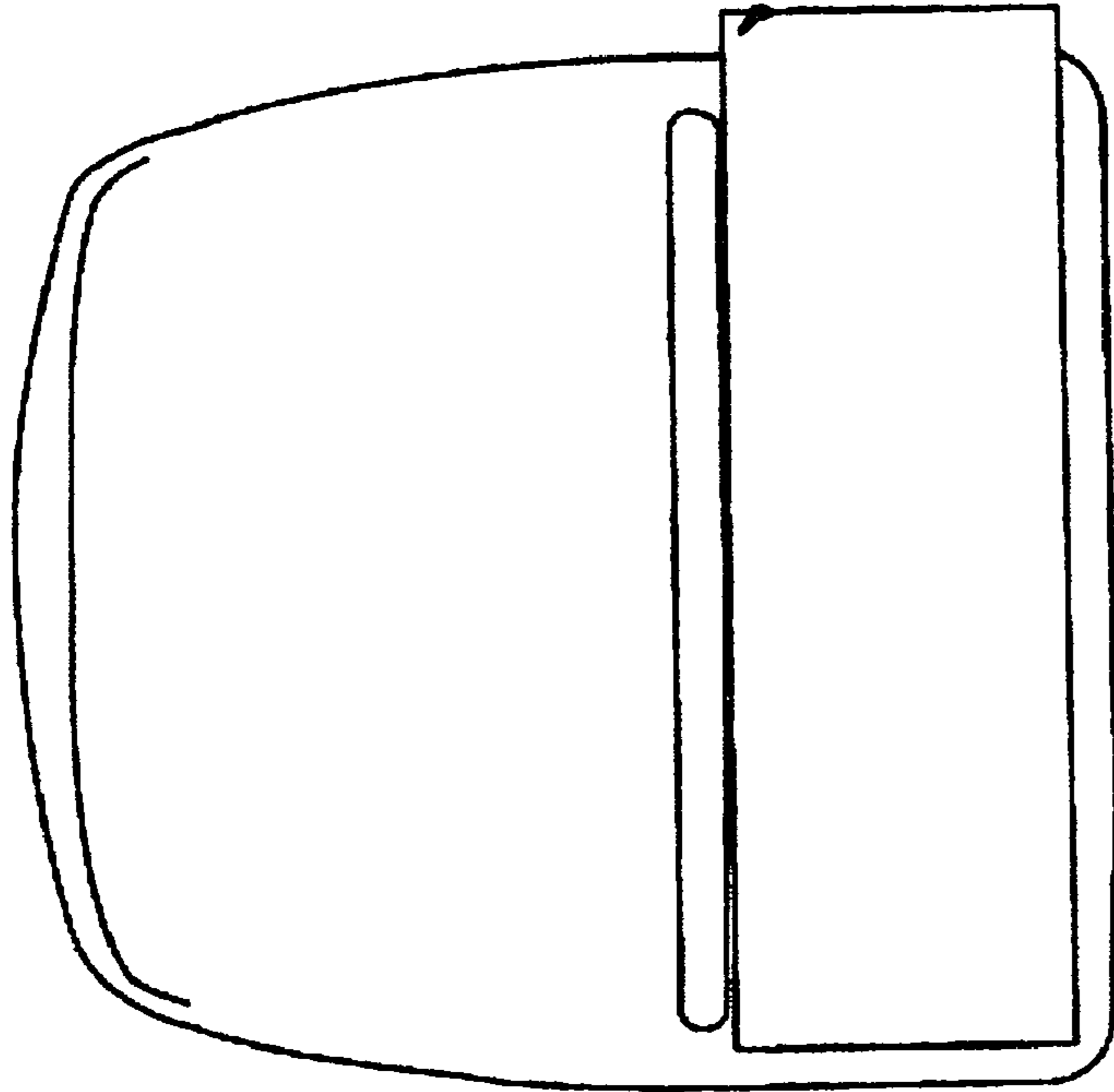


Figure 1




Figure 2



Figure 3


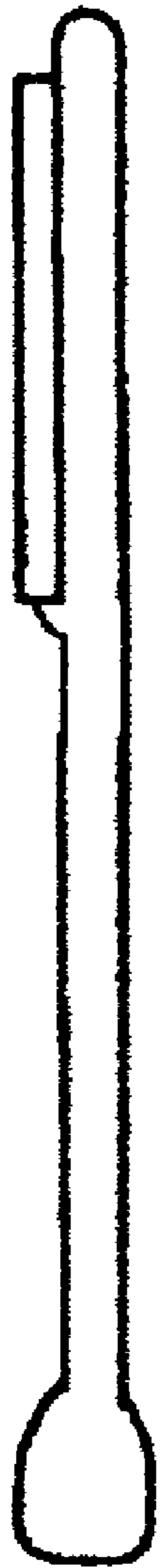



Figure 4



**Figure 5**



**Figure 6**




Figure 7