



US00D556874S

(12) **United States Design Patent** (10) **Patent No.:** **US D556,874 S**
Rogers (45) **Date of Patent:** **** Dec. 4, 2007**

(54) **TOILET FLUSH HANDLE ATTACHMENT**

WO WO 01/36757 A1 5/2001
WO WO 2005/080699 A1 9/2005

(75) Inventor: **Anthony Rogers**, Holland, PA (US)

OTHER PUBLICATIONS

(73) Assignee: **The Procter & Gamble Company**, Cincinnati, OH (US)

Flushin' Friends from Parents of Invention; website <http://infant-bathroom-products.babycatalog.com/potty-training/flushin-friends-000303>, 2 pages.

(**) Term: **14 Years**

Primary Examiner—Robert A. Delehanty

(21) Appl. No.: **29/266,637**

(74) *Attorney, Agent, or Firm*—Charles R. Matson; Matthew P. Fitzpatrick; Ken K. Patel

(22) Filed: **Sep. 26, 2006**

(57) **CLAIM**

(51) **LOC (8) Cl.** **23-02**

The ornamental design for a “toilet flush handle attachment,” as shown and described.

(52) **U.S. Cl.** **D23/309**

(58) **Field of Classification Search** D23/303,

D23/309, 251; 4/667, 246.1, 253, 902; D8/307

See application file for complete search history.

DESCRIPTION

(56) **References Cited**

FIG. 1 is a perspective view of a toilet flush handle attachment showing my new design;

U.S. PATENT DOCUMENTS

FIG. 2 is a top plan view of the toilet flush handle attachment of FIG. 1;

3,916,455 A	11/1975	Longdin
3,947,900 A	4/1976	Duke
4,319,368 A	3/1982	Peters
4,353,139 A	10/1982	Wainwright et al.
4,562,601 A	1/1986	Aflitto
D301,919 S	6/1989	Paul
4,876,766 A	10/1989	Cohen

FIG. 3 is a bottom plan view of the toilet flush handle attachment of FIG. 1;

FIG. 4 is a left side elevation view of the toilet flush handle attachment of FIG. 1;

FIG. 5 is a right side elevation view of the toilet flush handle attachment of FIG. 1;

(Continued)

FOREIGN PATENT DOCUMENTS


FIG. 6 is a front elevation view of the toilet flush handle attachment of FIG. 1; and,

CA	2472260	1/2006
DE	300122	5/1992
DE	19826188 A1	1/1999
EP	453702 A1	10/1991
FR	2653797	5/1991
GB	2302623 A	1/1997
JP	2004/293147 A	10/2004

FIG. 7 is a rear elevation view of the toilet flush handle attachment of FIG. 1.

The dashed lines are for illustrative purposes only and form no part of the claimed design.

1 Claim, 7 Drawing Sheets



US D556,874 S

Page 2

U.S. PATENT DOCUMENTS

4,878,256 A	11/1989	Bagwell	6,031,461 A	2/2000	Lynn
D318,715 S	7/1991	Hardman	6,035,457 A	3/2000	Krause, Jr.
D318,716 S	7/1991	Hardman	6,038,711 A	3/2000	Clarke
D319,297 S	8/1991	Hardman	D426,625 S *	6/2000	Manning D8/307
D319,865 S	9/1991	Hardman	6,138,292 A	10/2000	O'Toole
D320,646 S	10/1991	Hardman	6,219,884 B1	4/2001	Adriano
5,369,820 A	12/1994	Blount	6,282,732 B1 *	9/2001	Krvavica et al. 4/405
D356,145 S	3/1995	Bollenbacher	6,374,429 B1	4/2002	Velasco
D356,630 S	3/1995	Chuang	6,694,535 B1	2/2004	Gianesi Gschwind
5,435,016 A	7/1995	Smith et al.	6,718,562 B1	4/2004	Saragas
5,659,903 A	8/1997	Hammarstedt	2006/0010591 A1	1/2006	Bush

* cited by examiner




Fig. 1

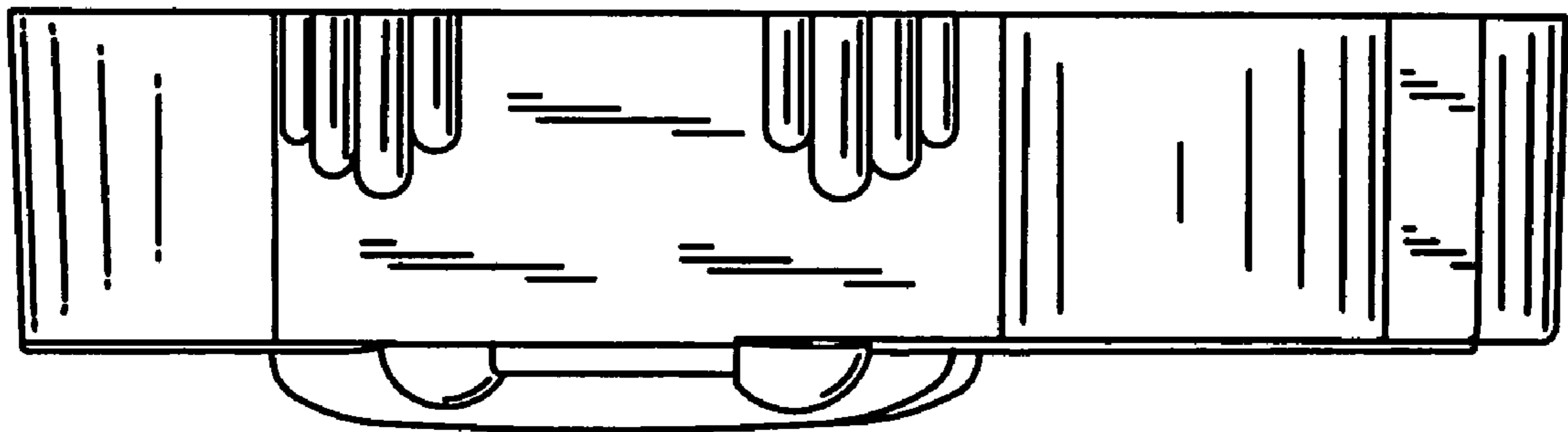


Fig. 2

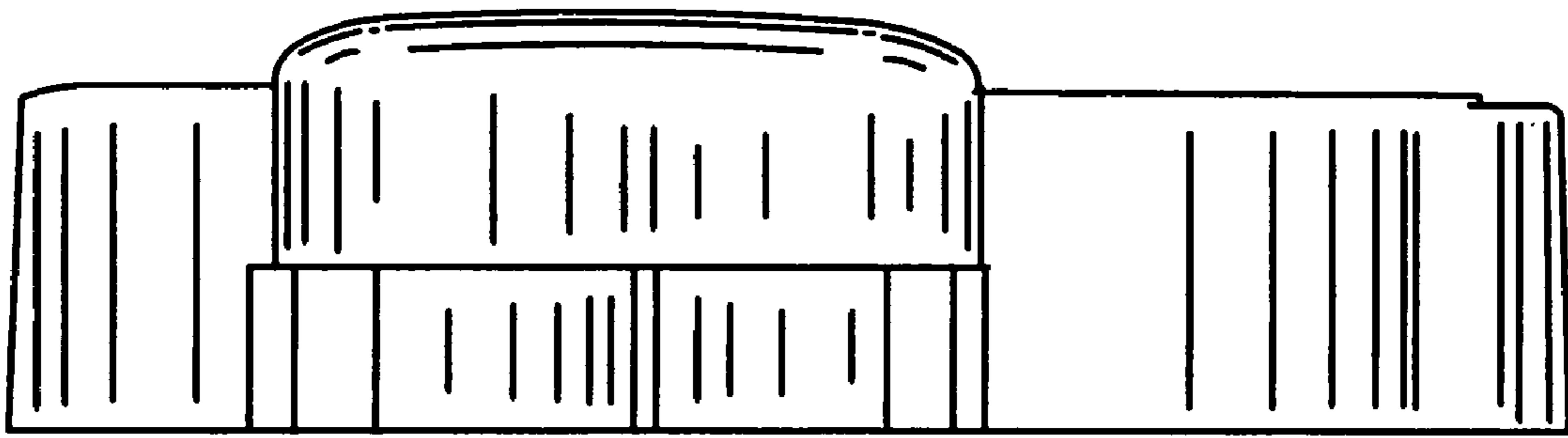


Fig. 3

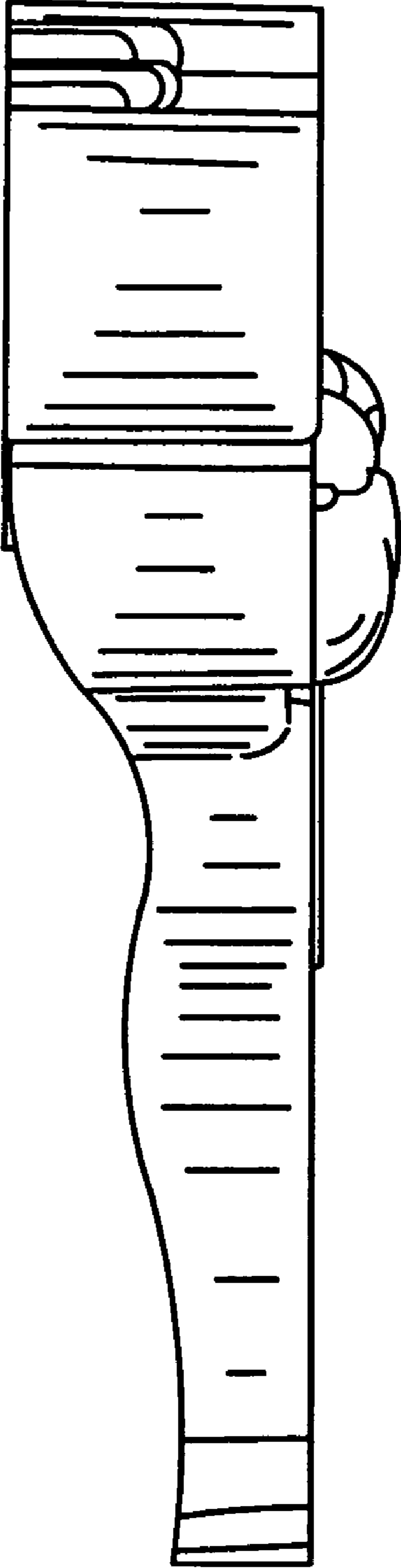


Fig. 4

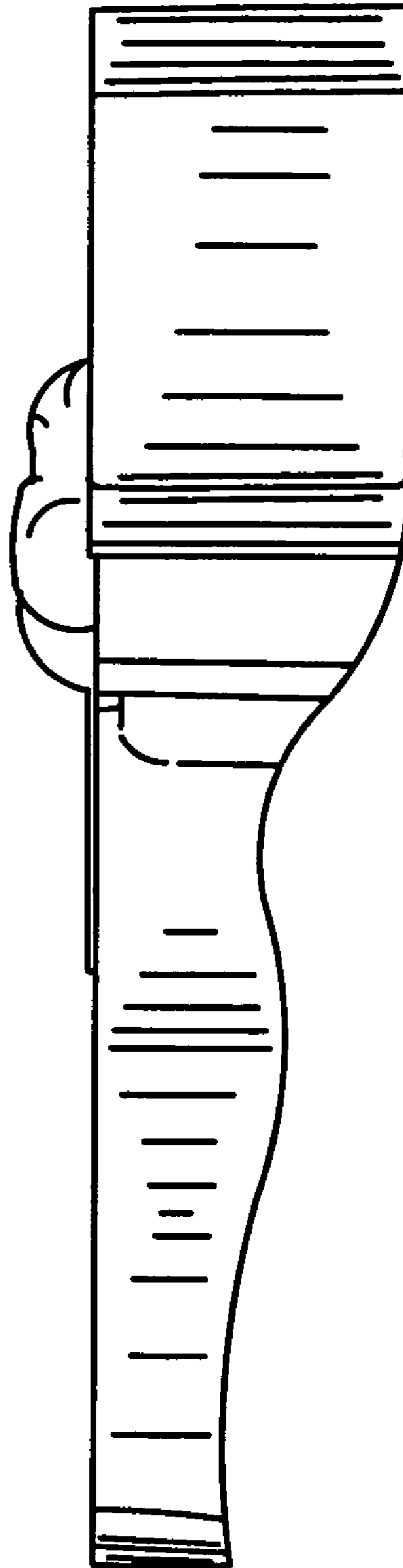


Fig. 5




Fig. 6

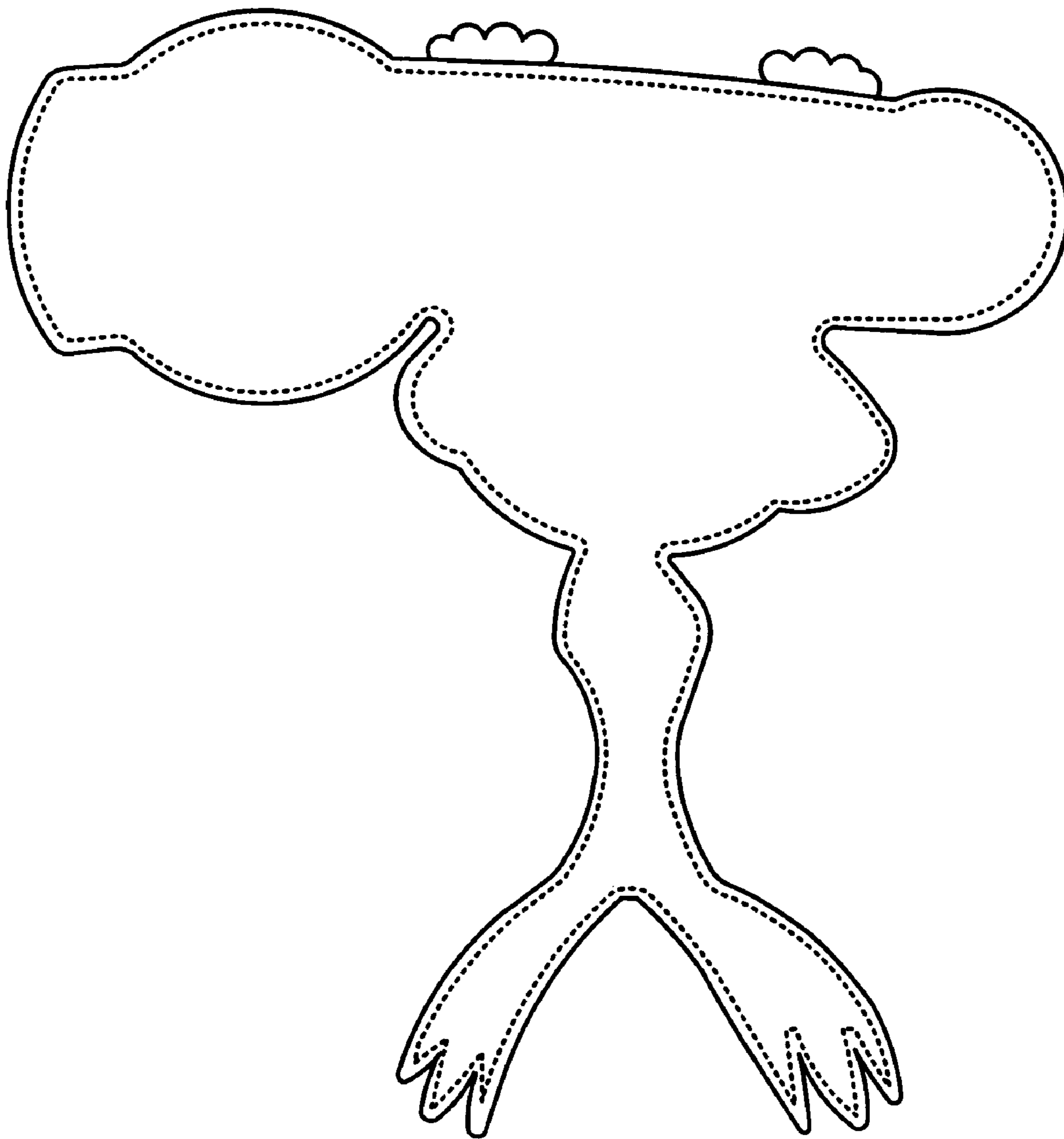


Fig. 7