



US00D556867S

(12) **United States Design Patent**  
**Darce**

(10) **Patent No.:** **US D556,867 S**

(45) **Date of Patent:** **\*\* Dec. 4, 2007**

(54) **PIPE GASKET FOR JOINING LARGE DIAMETER PIPE**

2006/0208429 A1\* 9/2006 Happel ..... 277/602  
2006/0279080 A1\* 12/2006 Jones et al. .... 285/104

(75) Inventor: **Gerardo Darce**, Heredia (CR)

\* cited by examiner

(73) Assignee: **S & B Technical Products, Inc.**, Fort Worth, TX (US)

*Primary Examiner*—Louis S. Zarfaz

*Assistant Examiner*—Eric L. Goodman

(74) *Attorney, Agent, or Firm*—Charles D. Gunter, Jr.

(\*\*) Term: **14 Years**

(21) Appl. No.: **29/263,888**

(22) Filed: **Jul. 31, 2006**

(51) **LOC (8) Cl.** ..... **23-01**

(52) **U.S. Cl.** ..... **D23/269**

(58) **Field of Classification Search** ..... D23/269;  
285/104–105, 337; 277/602, 608, 625–626  
See application file for complete search history.

(56) **References Cited**

**U.S. PATENT DOCUMENTS**

D289,078	S	*	3/1987	Vassallo et al.	.....	D23/69
D322,120	S	*	12/1991	du Gay	.....	D23/269
D323,024	S	*	1/1992	Petersson et al.	.....	D23/269
5,297,826	A	*	3/1994	Percebois et al.	.....	285/232
D347,885	S	*	6/1994	Gustafsson	.....	D23/269
6,290,238	B1	*	9/2001	Johnson, Jr.	.....	277/613
2002/0163193	A1	*	11/2002	Abuellet	.....	285/337
2003/0025329	A1	*	2/2003	Saito et al.	.....	285/337
2003/0085566	A1	*	5/2003	Rex et al.	.....	285/104
2005/0104375	A1	*	5/2005	Thompson	.....	285/342
2006/0006610	A1	*	1/2006	Graham	.....	277/602

(57) **CLAIM**

The ornamental design for a pipe gasket for joining large diameter pipe, as shown and described.

**DESCRIPTION**

FIG. 1 is a perspective view of the pipe gasket for joining large diameter pipe of the invention showing the overall profile of the gasket, the adjacent pipes being shown in phantom lines as not forming a part of the present invention;

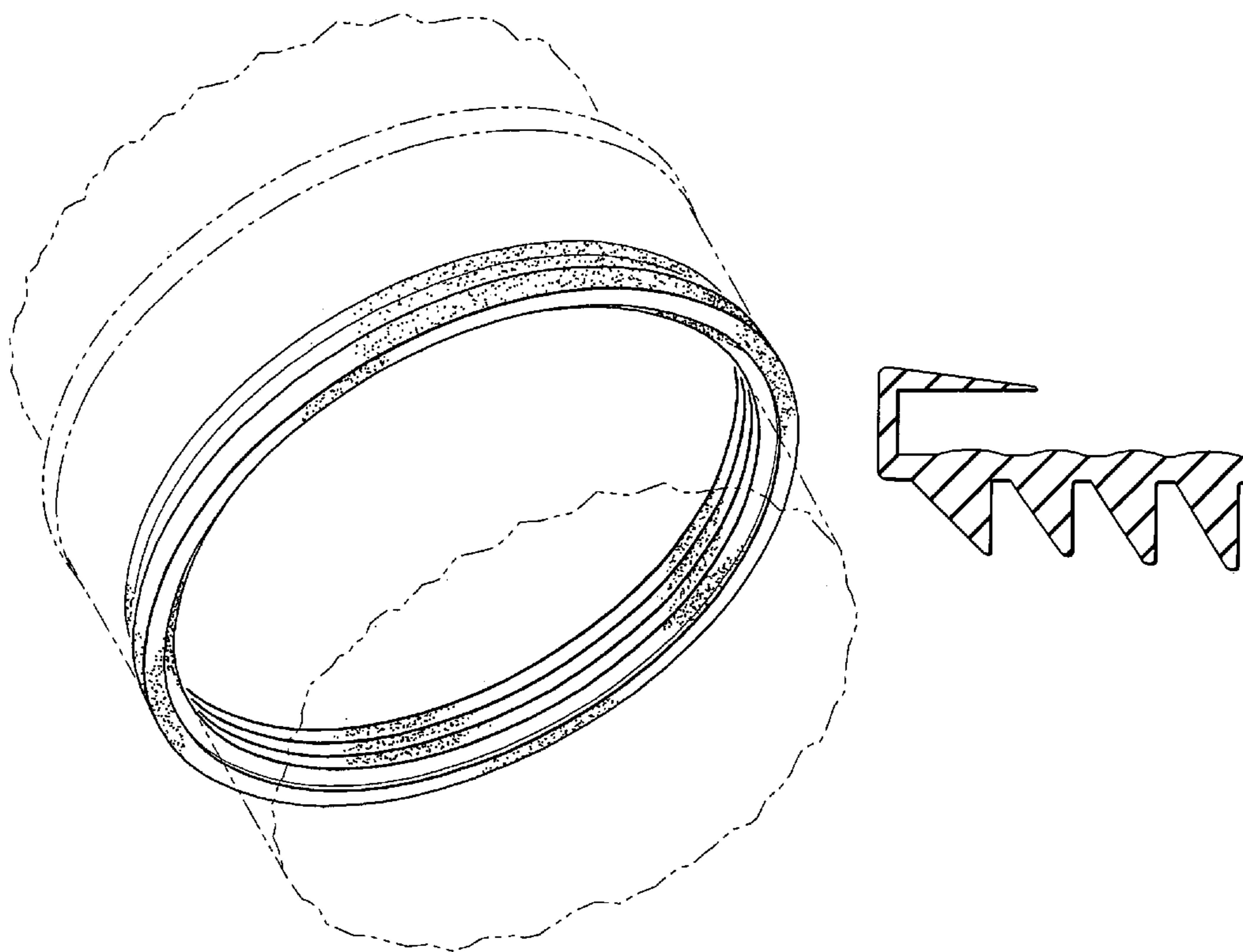
FIG. 2 is a top view of the pipe gasket for joining large diameter pipe of FIG. 1;

FIG. 3 is a side view of the pipe gasket for joining large diameter pipe of FIG. 1;

FIG. 4 is a bottom view of the pipe gasket for joining large diameter pipe of FIG. 1; and,

FIG. 5 is a cross sectional view of the pipe gasket for joining large diameter pipe showing the detail of the external surfaces of the gasket, taken along line 5-5 as shown in FIG. 2.

**1 Claim, 3 Drawing Sheets**



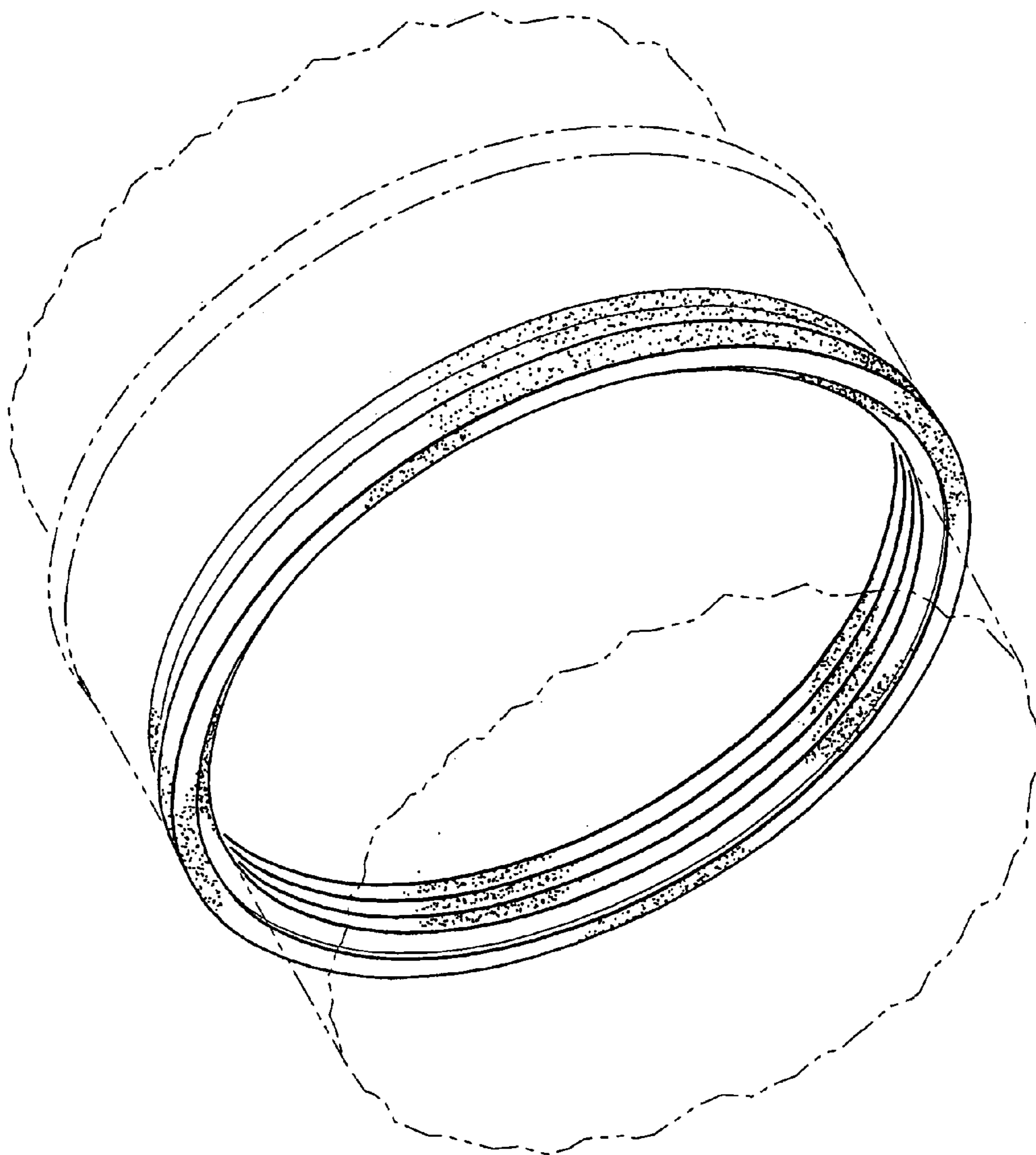


FIG. 1

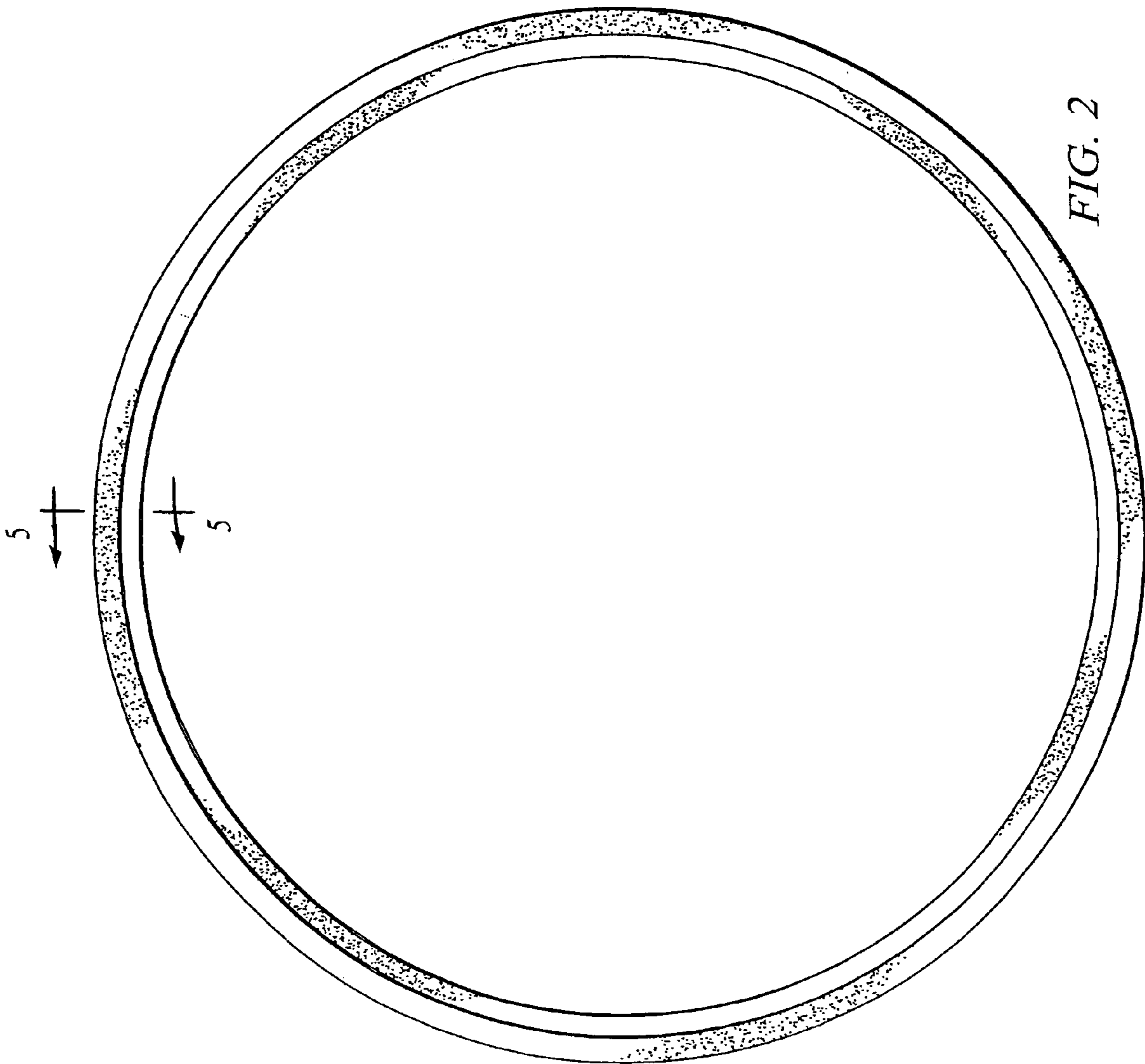



FIG. 3



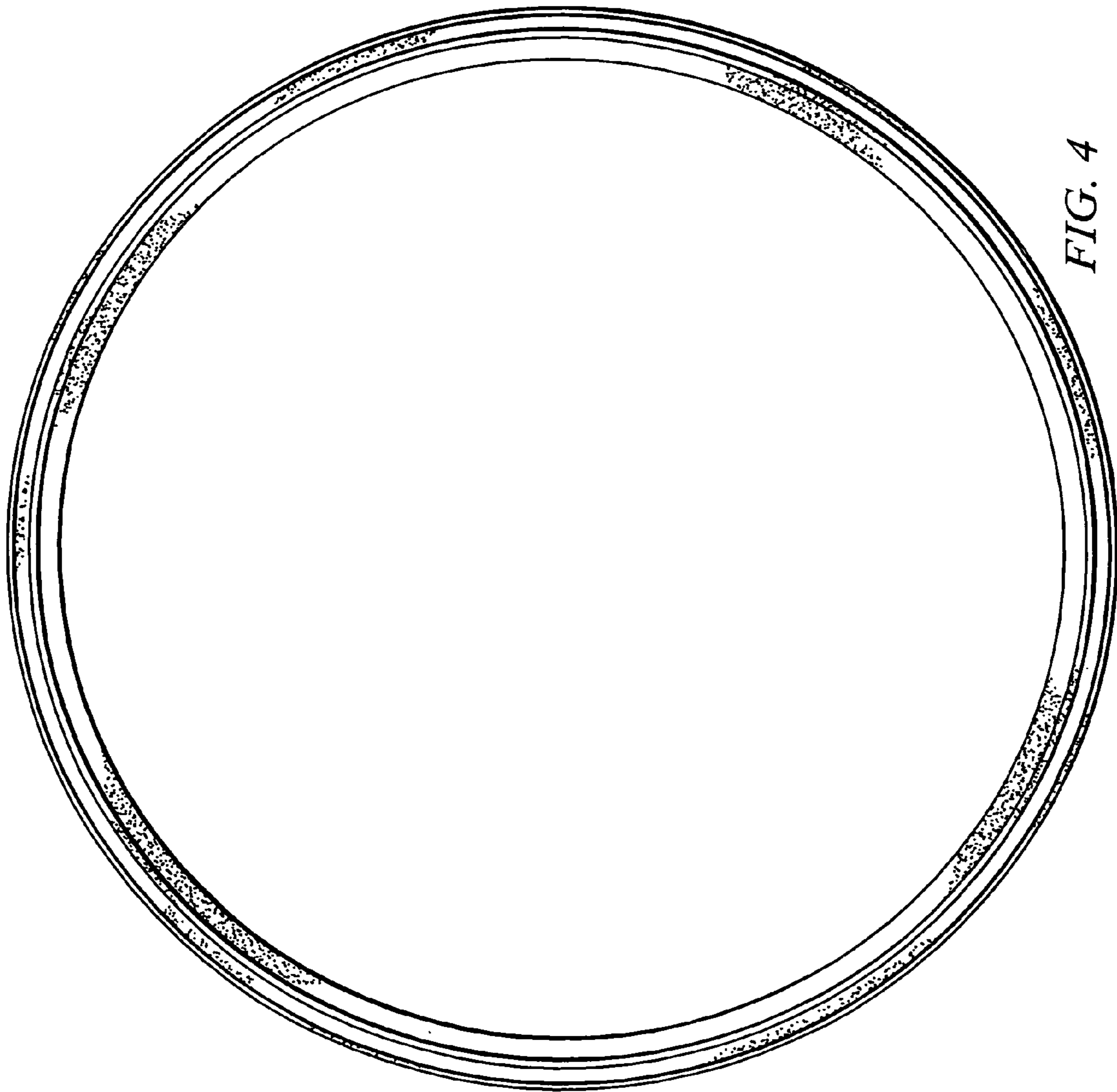


FIG. 4

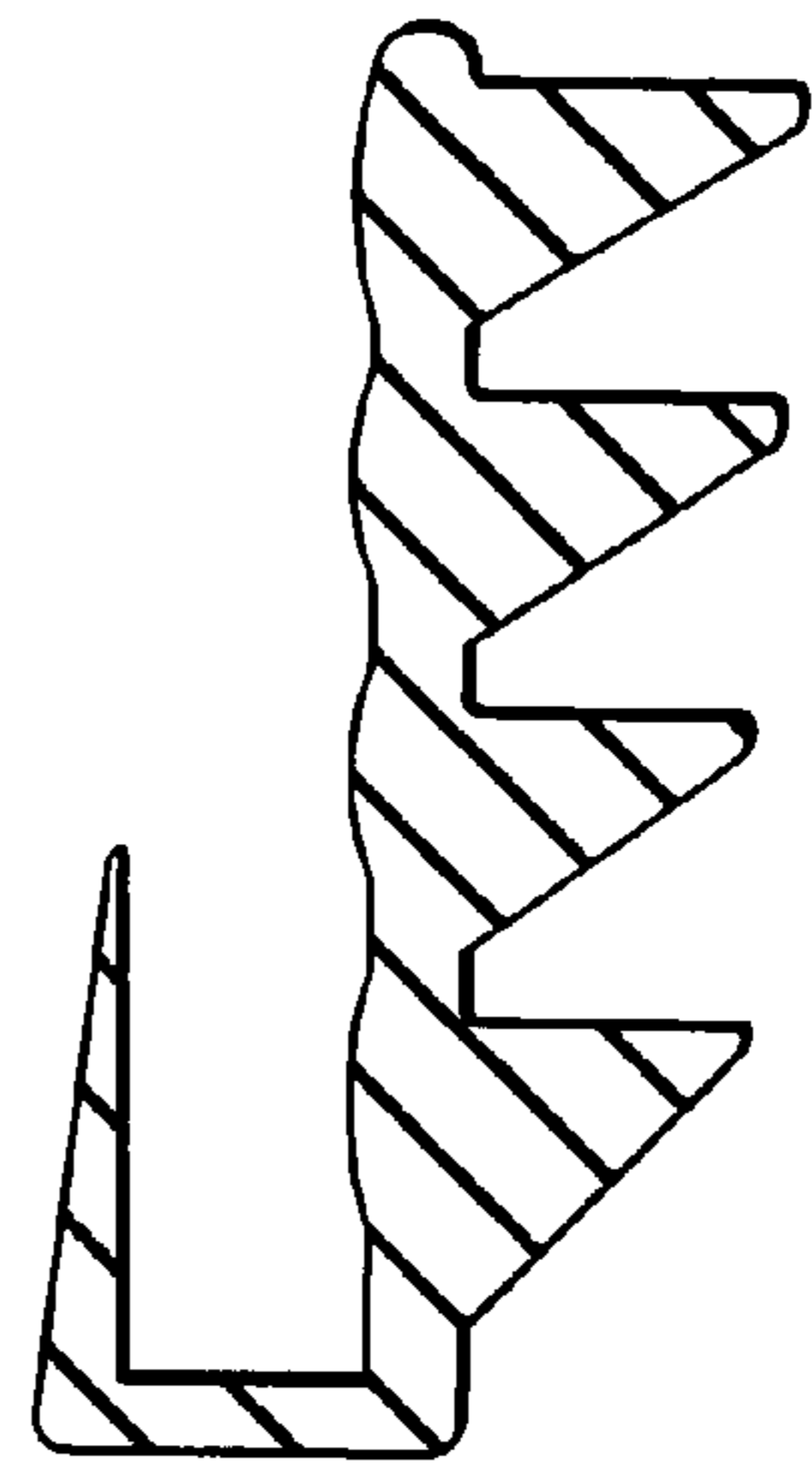


FIG. 5