



US00D556847S

(12) **United States Design Patent** (10) **Patent No.:** **US D556,847 S**
DeVaney (45) **Date of Patent:** **** Dec. 4, 2007**

(54) **GOLF GRIP** D534,607 S 1/2007 Norton et al. D21/756
D534,975 S 1/2007 Norton et al. D21/756
(75) Inventor: **Charles Walter DeVaney**, Laurinburg, NC (US) D536,048 S 1/2007 Chen D21/756

(73) Assignee: **Eaton Corporation**, Cleveland, OH (US)

(**) Term: **14 Years**

(21) Appl. No.: **29/266,341**

(22) Filed: **Sep. 19, 2006**

(51) **LOC (8) Cl.** **21-02**

(52) **U.S. Cl.** **D21/756**

(58) **Field of Classification Search** D21/756;
473/300-303

See application file for complete search history.

(56) **References Cited**

U.S. PATENT DOCUMENTS

D462,404 S *	9/2002	Huang	D21/756
D463,520 S	9/2002	Ulrich	D21/756
D524,390 S *	7/2006	Tuerschmann	D21/756
D534,602 S	1/2007	Norton et al.	D21/756
D534,603 S	1/2007	Norton et al.	D21/756
D534,604 S	1/2007	Norton et al.	D21/756
D534,605 S	1/2007	Norton et al.	D21/756
D534,606 S	1/2007	Norton et al.	D21/756

OTHER PUBLICATIONS

U.S. Appl. No. 29/265,657, filed Sep. 6, 2006.
U.S. Appl. No. 29/265,644, filed Sep. 6, 2006.
U.S. Appl. No. 29/271,471, filed Jan. 19, 2007.
U.S. Appl. No. 29/271,366, filed Jan. 17, 2007.
U.S. Appl. No. 29/266,931, filed Oct. 2, 2006.
U.S. Appl. No. 11/449,108, filed Jun. 8, 2006.

* cited by examiner

Primary Examiner—Mitchell Siegel

(74) *Attorney, Agent, or Firm*—Daniel S. Kalka

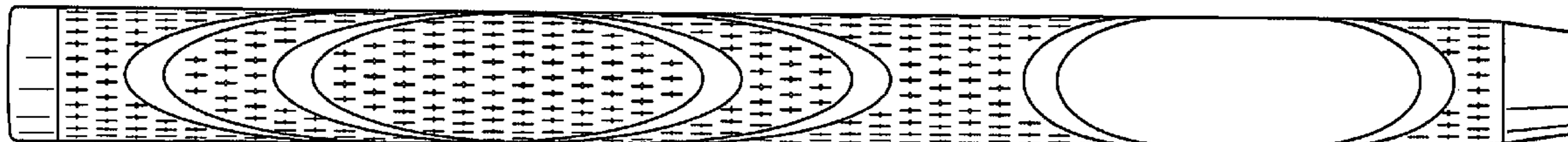
(57) **CLAIM**

The ornamental design for a golf grip, substantially as shown and described.

DESCRIPTION

FIG. 1 is a frontal view of the golf grip;
FIG. 2 is a rear view of the golf grip;
FIG. 3 is a side view of the golf grip;
FIG. 4 is a top end view of the golf grip; and,
FIG. 5 is a bottom end view of the golf grip.

1 Claim, 2 Drawing Sheets



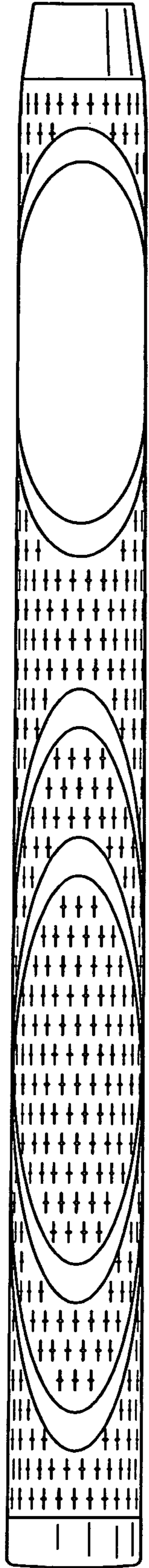


Fig. 1

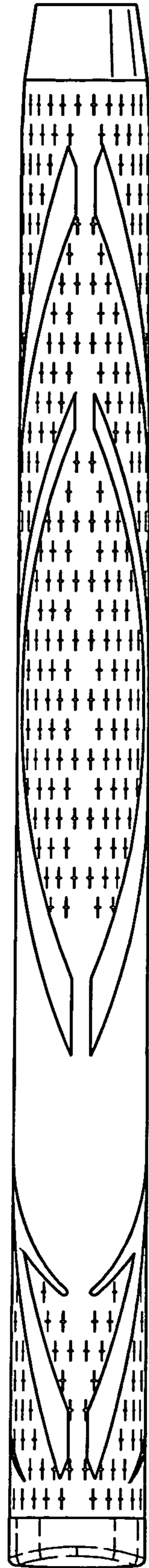


Fig. 2

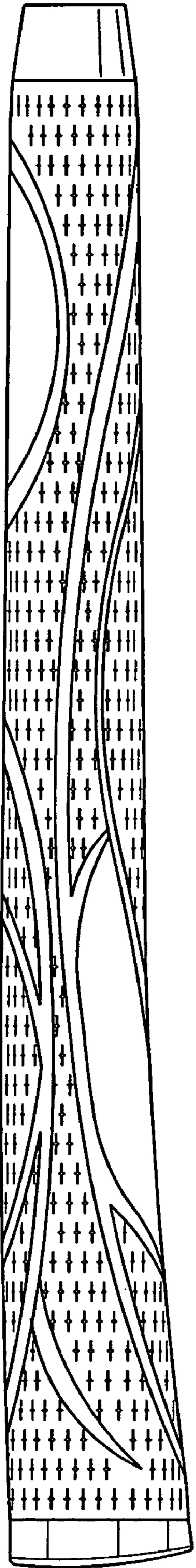


Fig. 3

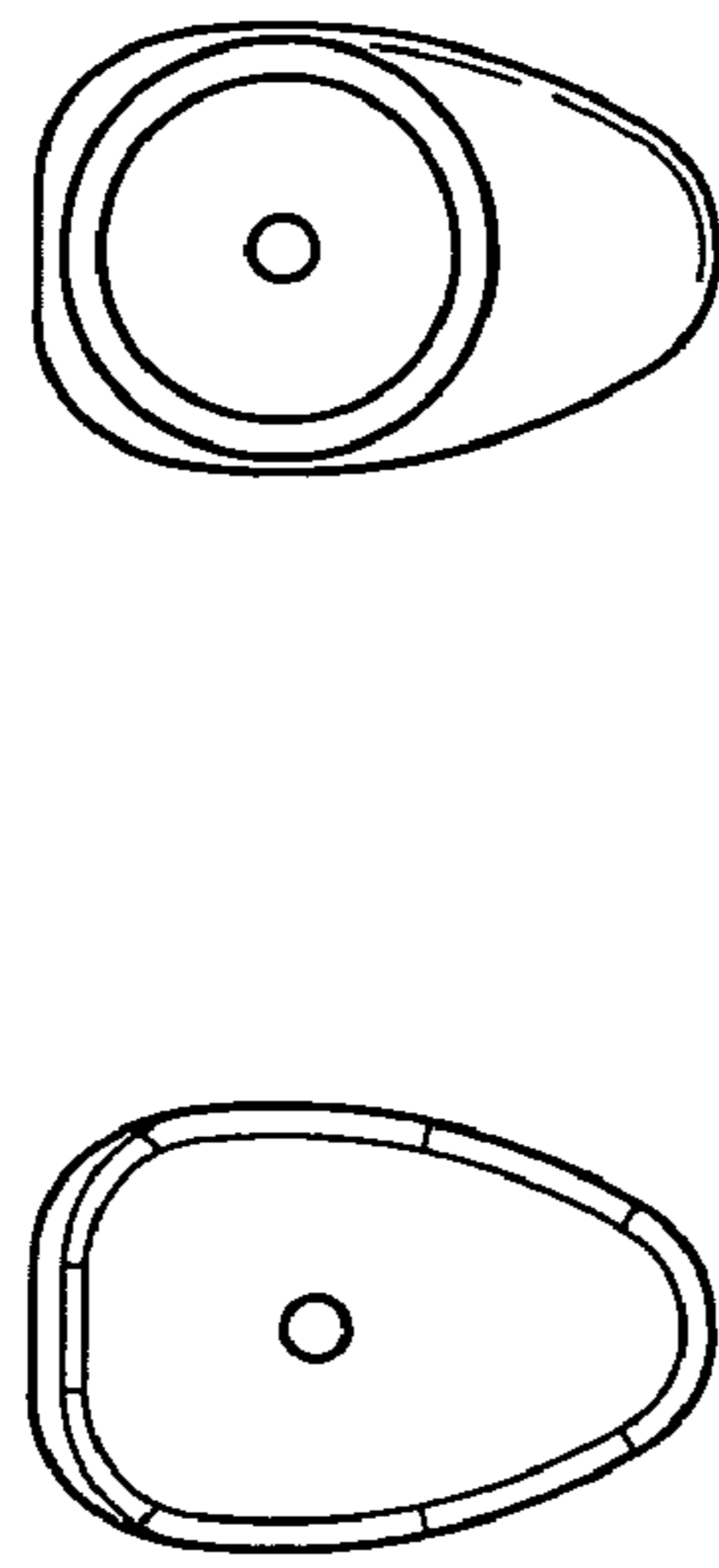


Fig. 4 Fig. 5