



US00D556846S

(12) **United States Design Patent**
Witzeman

(10) **Patent No.:** **US D556,846 S**

(45) **Date of Patent:** **** Dec. 4, 2007**

(54) **PUTTER HAVING A FLAT ANGLED SHAFT AND A SINGLE GRIP**

D525,671 S * 7/2006 Hu D21/735

(76) Inventor: **Jeffrey Witzeman**, 2900 Henrietta Ave.,
La Crescenta, CA (US) 91214

* cited by examiner

Primary Examiner—Mitchell Siegel
(74) *Attorney, Agent, or Firm*—Morland C. Fischer

(**) Term: **14 Years**

(21) Appl. No.: **29/261,683**

(57) **CLAIM**

(22) Filed: **Jun. 19, 2006**

The ornamental design for a putter having a flat angled shaft and a single grip, as shown and described.

(51) **LOC (8) Cl.** **21-02**

(52) **U.S. Cl.** **D21/756; D21/757**

(58) **Field of Classification Search** D21/756–757,
D21/759, 735, 736–746; 473/316–323, 300–303
See application file for complete search history.

DESCRIPTION

(56) **References Cited**

U.S. PATENT DOCUMENTS


1,781,290	A	*	11/1930	Margrave	473/301
D277,594	S	*	2/1985	Mundt	D21/738
D358,187	S	*	5/1995	Simonds	D21/738
D405,493	S	*	2/1999	Lynch	D21/757
D446,565	S	*	8/2001	Davis	D21/757

FIG. 1 is a right side elevational view of a putter having a flat angled shaft and a single grip which forms my new design, this side and the opposite left side elevational view being mirror images, the broken lines of a putter head in this and other figures being for illustrative purposes only and forming no part of my design;

FIG. 2 is a front elevational view thereof, this view and the opposite rear elevational view being mirror images; and,

FIG. 3 is a top plan view thereof.

1 Claim, 1 Drawing Sheet



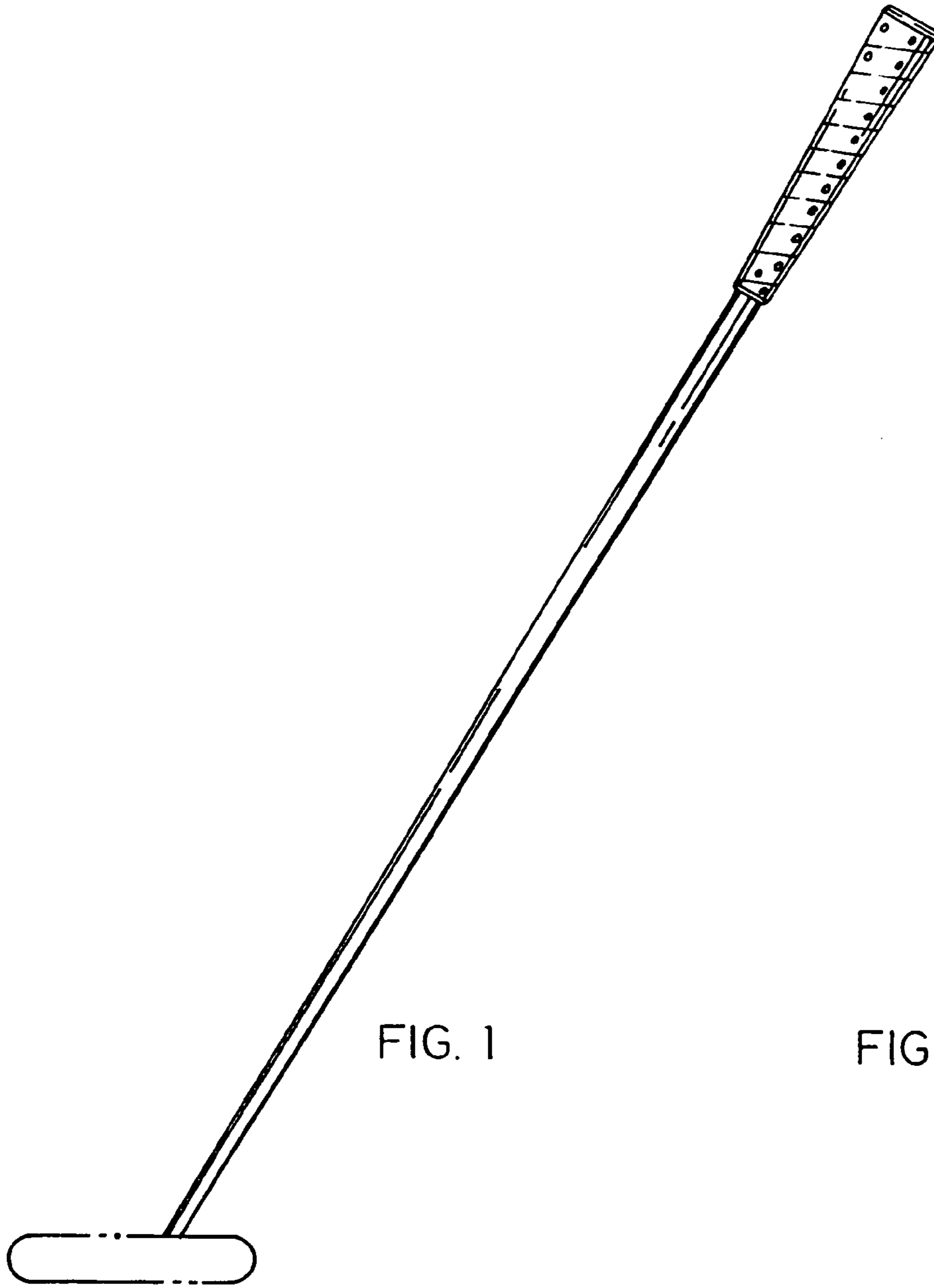


FIG. 1



FIG. 2

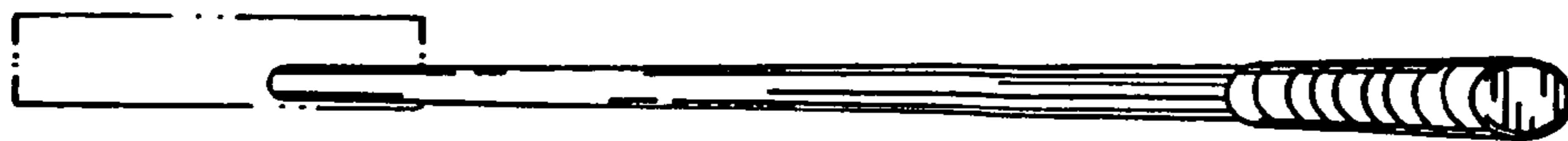


FIG. 3