



US00D556834S

(12) **United States Design Patent**
Coleman et al.

(10) **Patent No.:** **US D556,834 S**
(45) **Date of Patent:** **** Dec. 4, 2007**

(54) **PORTABLE HOCKEY GAME**

(76) Inventors: **Randy G. Coleman**, 2561 NE. 14th Ave., Pompano Beach, FL (US) 33064;
Ryan R. Coleman, 2561 NE. 14th Ave., Pompano Beach, FL (US) 33064;
Shelby R. Coleman, 2561 NE. 14th Ave., Pompano Beach, FL (US) 33064

(**) **Term:** **14 Years**

(21) **Appl. No.:** **29/260,338**

(22) **Filed:** **May 23, 2006**

(51) **LOC (8) Cl.** **21-01**

(52) **U.S. Cl.** **D21/318**

(58) **Field of Classification Search** D21/318,
D21/312, 314, 334, 338; 273/108, 108.1,
273/109, 110, 236, 259, 277, 284, 285, 287
See application file for complete search history.

(56) **References Cited**

U.S. PATENT DOCUMENTS

D185,037 S *	4/1959	Peters	D21/318
D226,102 S *	1/1973	Klevtsoy	D21/335
3,930,652 A *	1/1976	Lapolice	273/285
D294,720 S	3/1988	MacDowell		
4,872,679 A *	10/1989	Bohaski et al.	273/317.5
5,242,164 A *	9/1993	Nicoll	273/317.1
D347,026 S	5/1994	Young		
5,312,109 A *	5/1994	Cagle	473/446
D408,459 S	4/1999	Schwarz		
D425,136 S *	5/2000	Martin, Sr.	D21/318
D446,250 S	8/2001	Quiroga et al.		
6,419,224 B1 *	7/2002	Tsai	273/108.1
6,457,711 B1	10/2002	Baulesh		

6,764,074 B2	7/2004	Bangerter		
7,147,225 B2 *	12/2006	Navarro	273/242
D537,888 S *	3/2007	Boettcher	D21/397
7,204,487 B1 *	4/2007	Pohl	273/108.5
7,237,776 B1 *	7/2007	Ngoto	273/242

* cited by examiner

Primary Examiner—Prabhakar Deshmukh
(74) *Attorney, Agent, or Firm*—Melvin K. Silverman; Yi Li; Menina Cohen

(57) **CLAIM**

The ornamental design for a portable hockey game, as shown and described.

DESCRIPTION

FIG. 1 is a perspective view of portable hockey game showing our new design;

FIG. 2 is a perspective view thereof, shown in partially folded condition;

FIG. 3 is a top plan view thereof;

FIG. 4 is an enlarged partial top plan view of FIG. 3;

FIG. 5 is a bottom plan view thereof;

FIG. 6 is a front elevational view thereof;

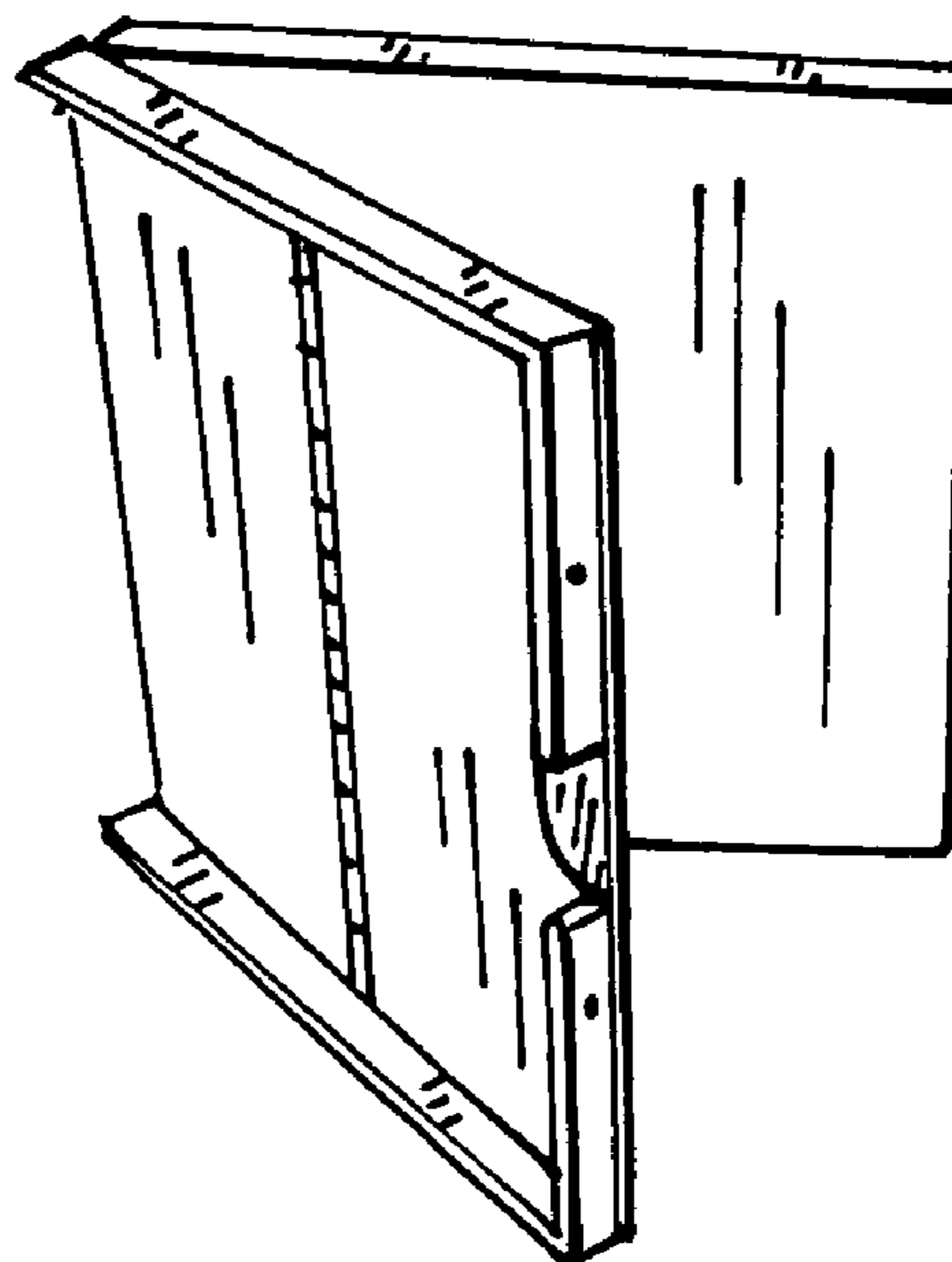

FIG. 7 is a right side elevational view thereof;

FIG. 8 is a left side elevational view thereof; and,

FIG. 9 is an enlarged view of a hockey stick shown in FIG. 1.

The hockey stick is been shown in FIGS. 2 through 8 for ease of illustration.

1 Claim, 4 Drawing Sheets






FIG. 1




FIG. 2

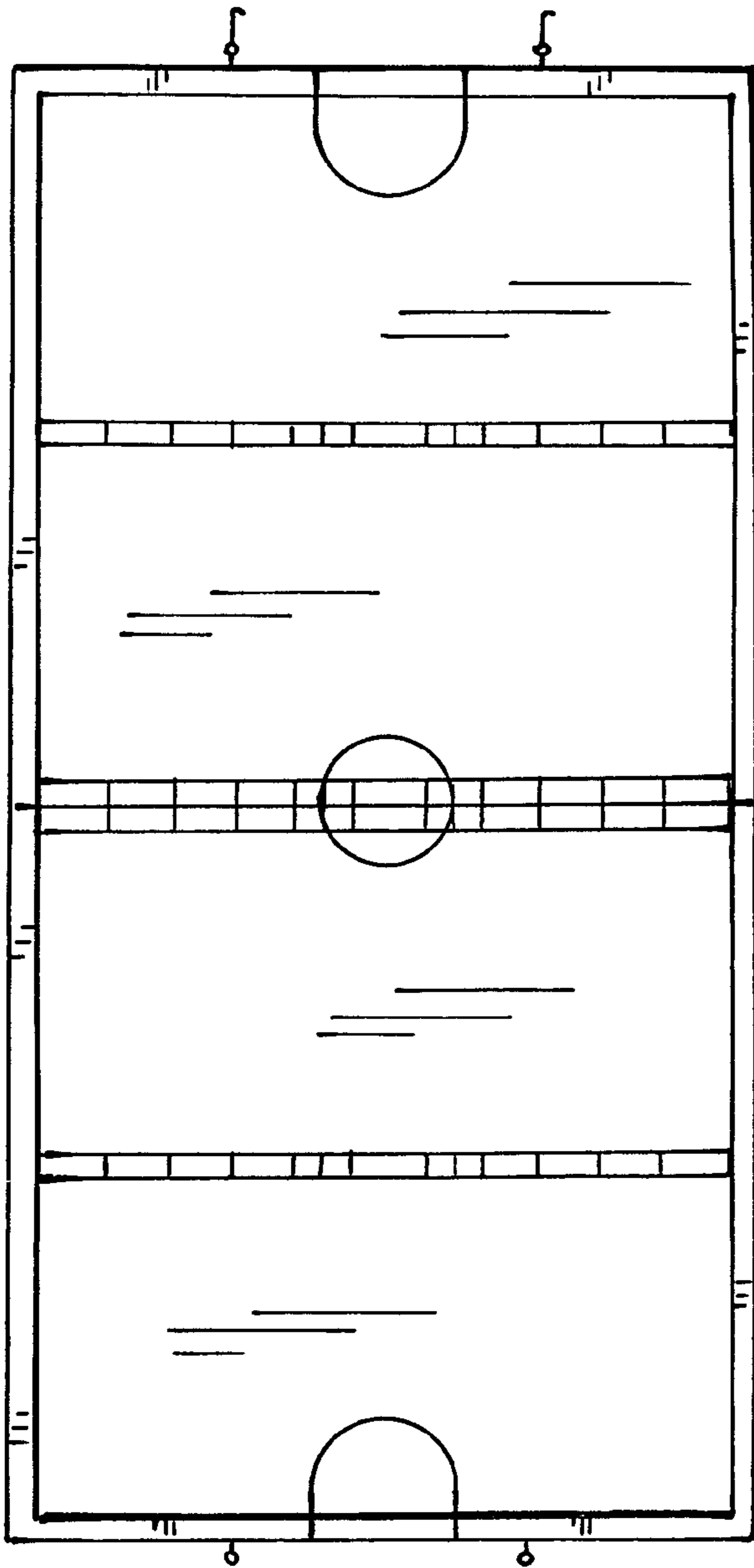


FIG. 3



FIG. 6

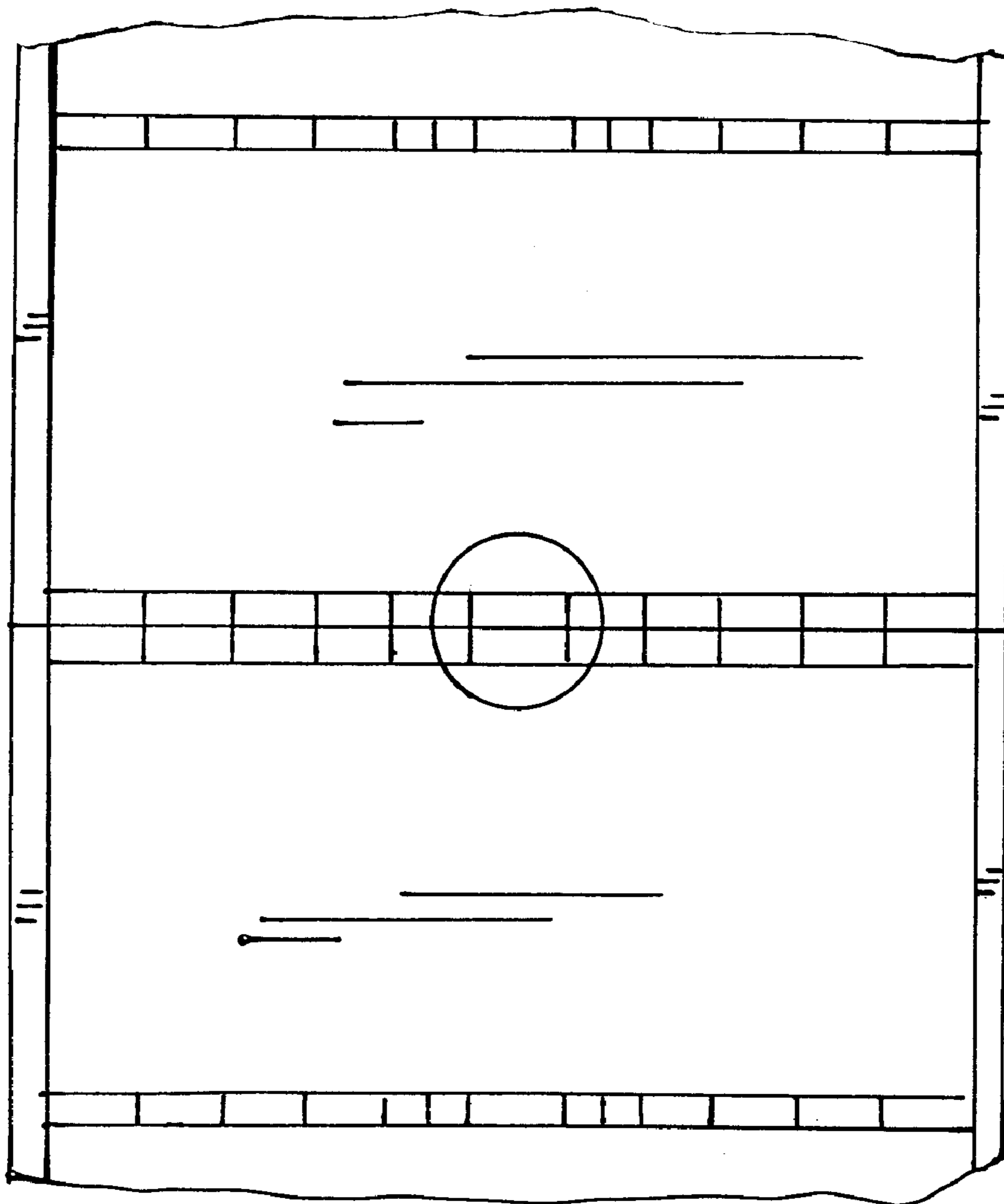


FIG. 4

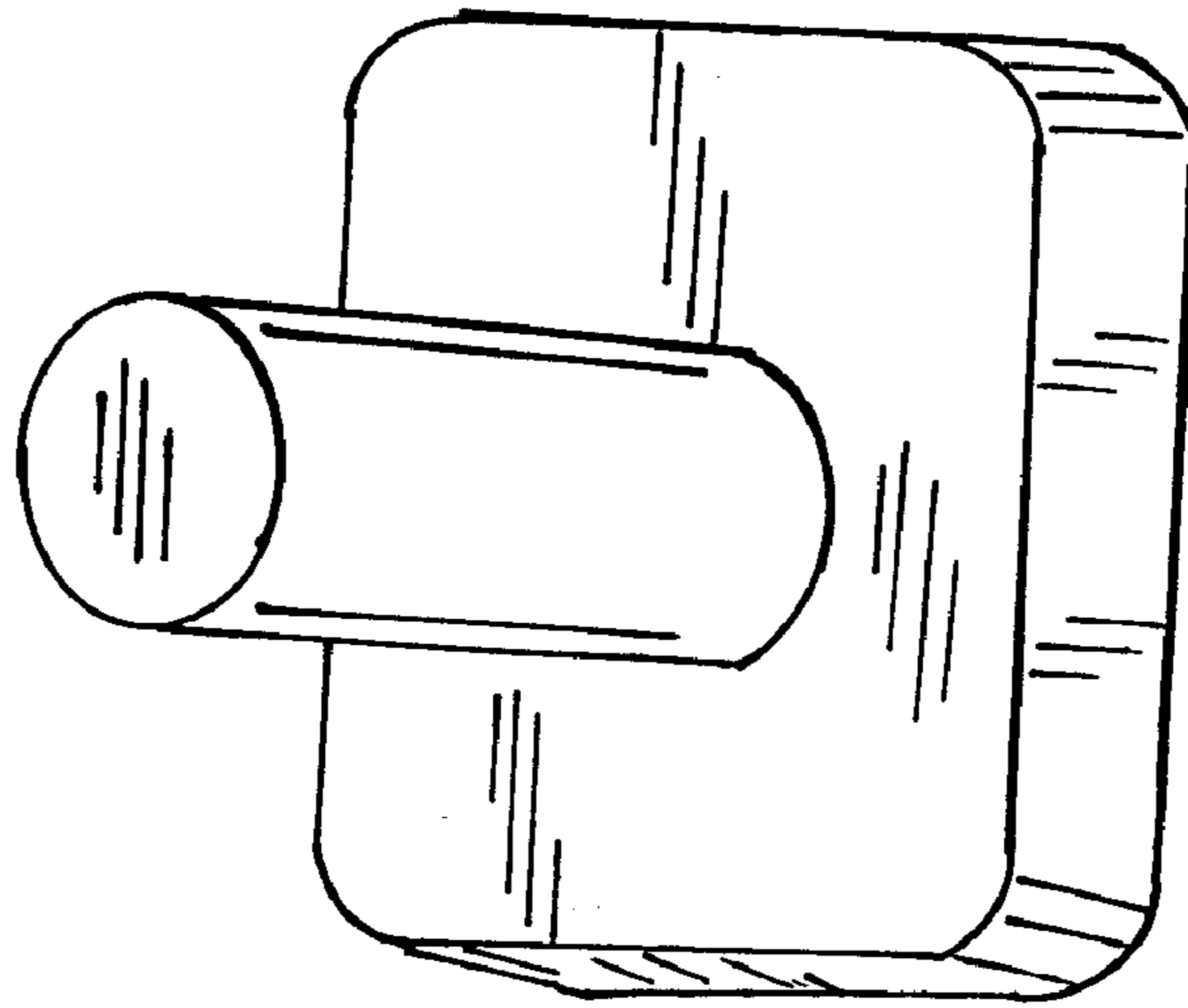


FIG. 9

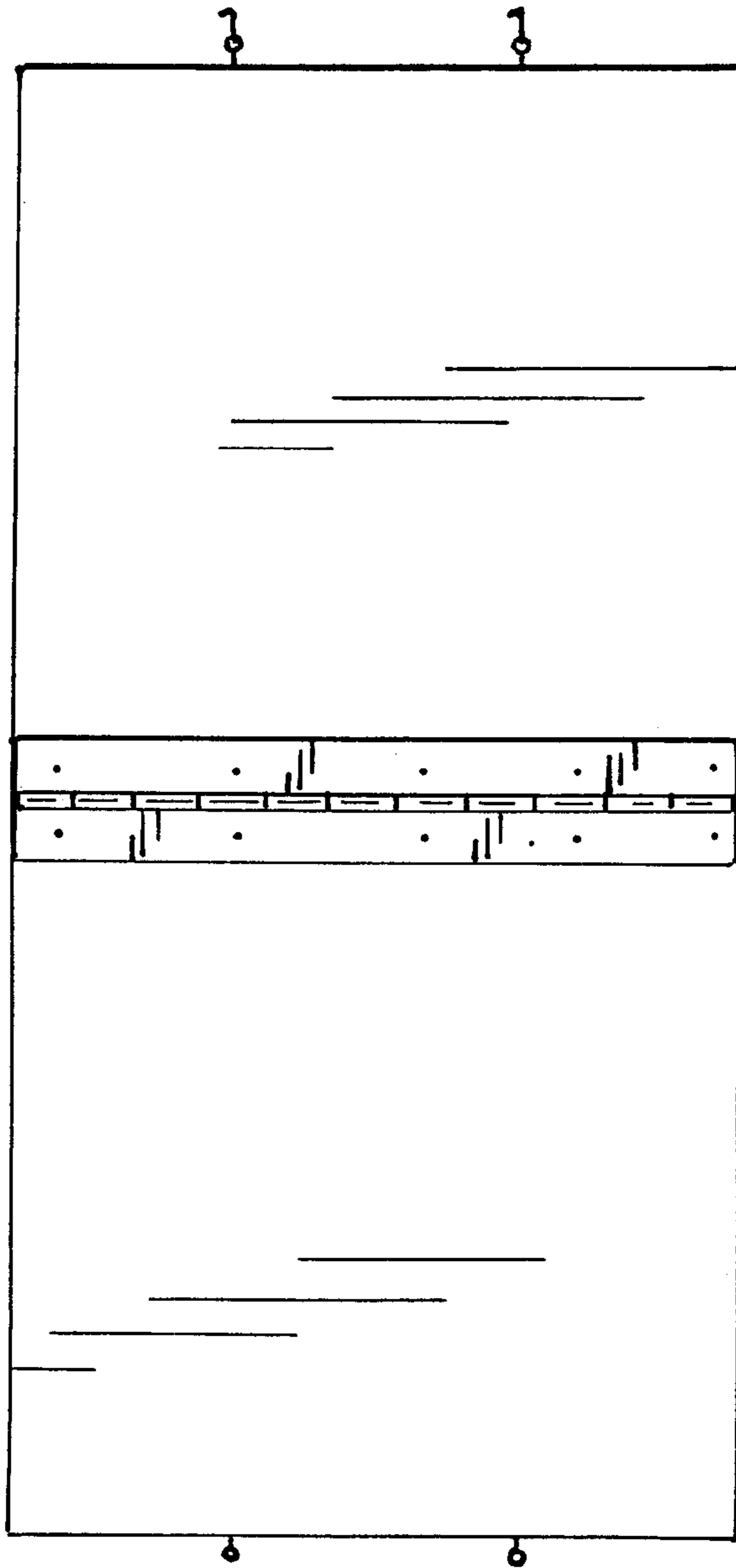


FIG. 5



FIG. 7



FIG. 8