



US00D556829S

(12) **United States Design Patent**
Jour

(10) **Patent No.:** **US D556,829 S**

(45) **Date of Patent:** **** Dec. 4, 2007**

(54) **MEMO PAPER DISPENSER**

D519,566 S * 4/2006 Jour D19/86
2006/0175342 A1 * 8/2006 Jour 221/33

(75) Inventor: **David C. T. Jour**, Taipei (TW)

* cited by examiner

(73) Assignee: **Kudos Finder Trading Co., Ltd.**,
Taipei (TW)

Primary Examiner—Elizabeth A. Albert

(74) *Attorney, Agent, or Firm*—Troxell Law Office, PLLC

(**) Term: **14 Years**

(57) **CLAIM**

(21) Appl. No.: **29/253,332**

The ornamental design for a memo paper dispenser, as shown and described.

(22) Filed: **Feb. 6, 2006**

(51) **LOC (8) Cl.** **19-02**

(52) **U.S. Cl.** **D19/86**

(58) **Field of Classification Search** D6/515,
D6/518; D9/734; D19/78, 86, 90, 91; 206/39.5,
206/215, 233; 221/34, 45, 46, 48, 51, 52,
221/56, 59, 61, 63

See application file for complete search history.

DESCRIPTION

The new invention is to provide a new design for common “memo paper dispenser”, especially referring to the combination of adhesive memo papers dispenser with a modern design, which provides a decorative look and at the same time, allows the user the easy access to the memo paper.

FIG. 1 is a front view of a memo paper dispenser showing my new design;

FIG. 2 is a rear view thereof;

FIG. 3 is a left side view thereof;

FIG. 4 is a right side view thereof;

FIG. 5 is a top plan view thereof;

FIG. 6 is a bottom plan view thereof; and,


FIG. 7 is a perspective view thereof.

(56) **References Cited**

U.S. PATENT DOCUMENTS

2,170,147	A *	8/1939	Lane	206/447
5,755,356	A *	5/1998	Bastiaens et al.	221/33
5,769,270	A *	6/1998	Fujisawa et al.	221/34
D454,369	S *	3/2002	Milliorn	D19/69
D483,405	S *	12/2003	Bratter et al.	D19/2
D490,856	S *	6/2004	Passarella	D19/78
D491,606	S *	6/2004	Jour	D19/86
D508,955	S *	8/2005	Jour	D19/86
6,994,052	B1 *	2/2006	McMullen	116/235

1 Claim, 4 Drawing Sheets






Fig 2



Fig 1

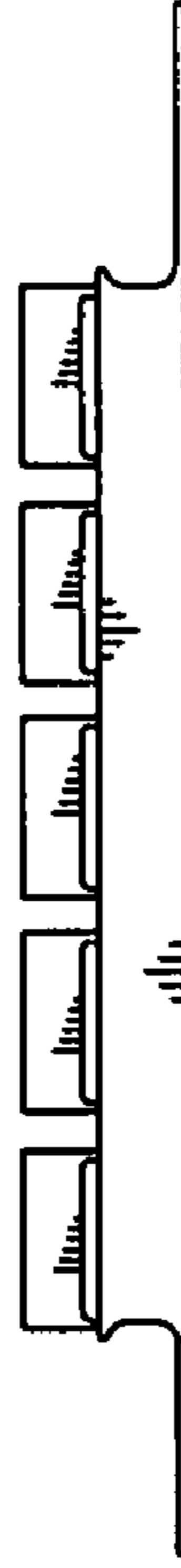


Fig 4

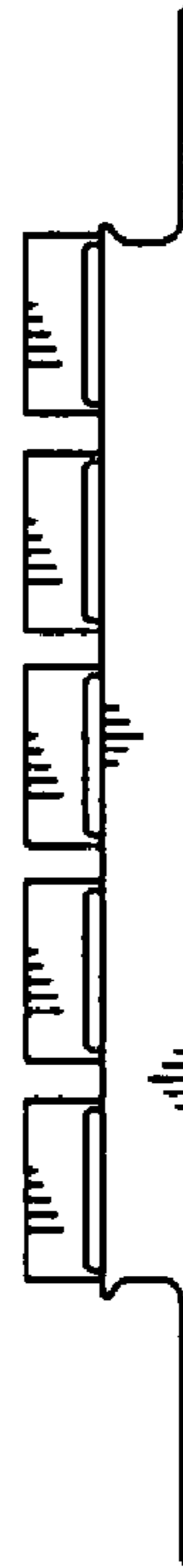


Fig 3

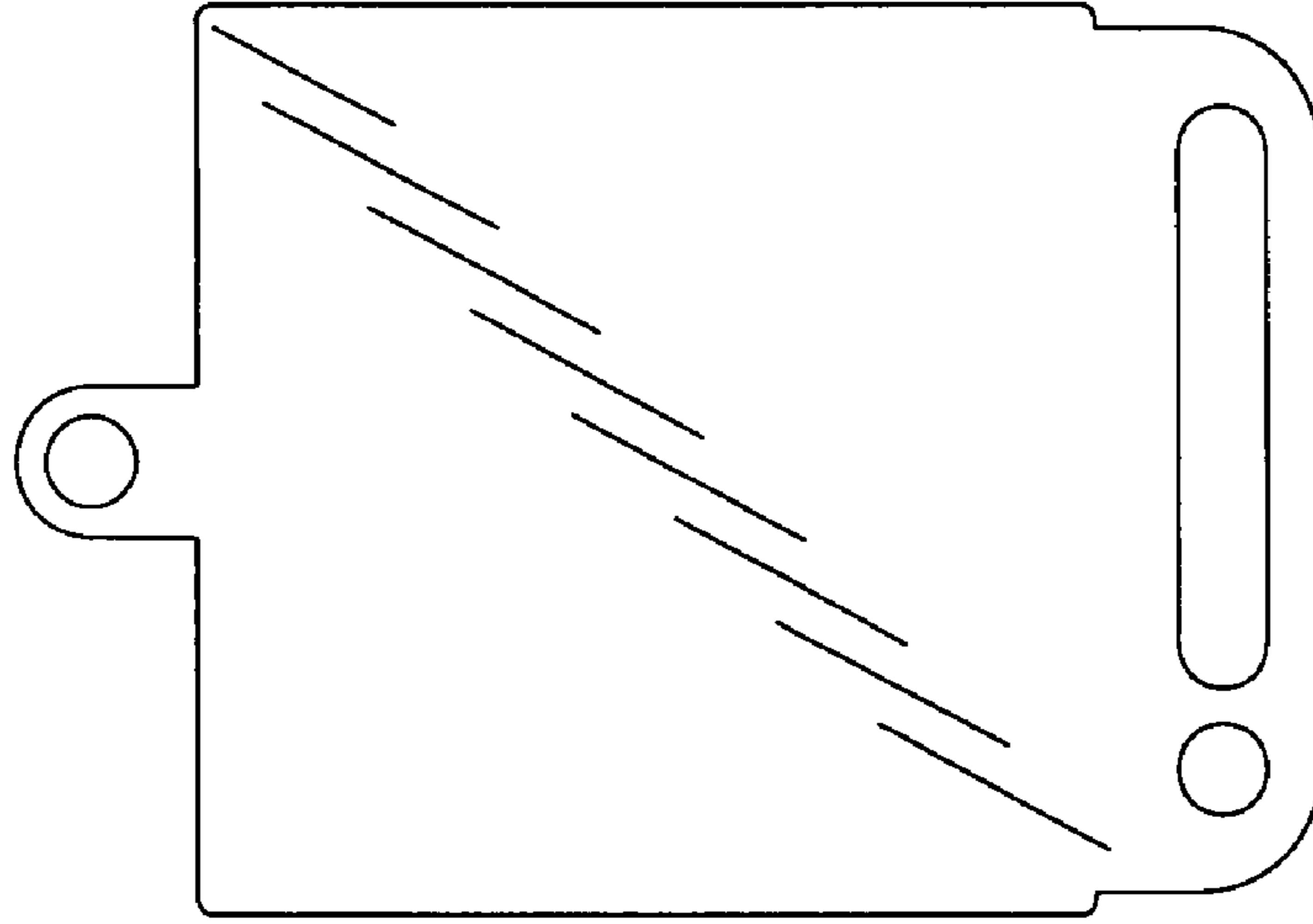


Fig 6

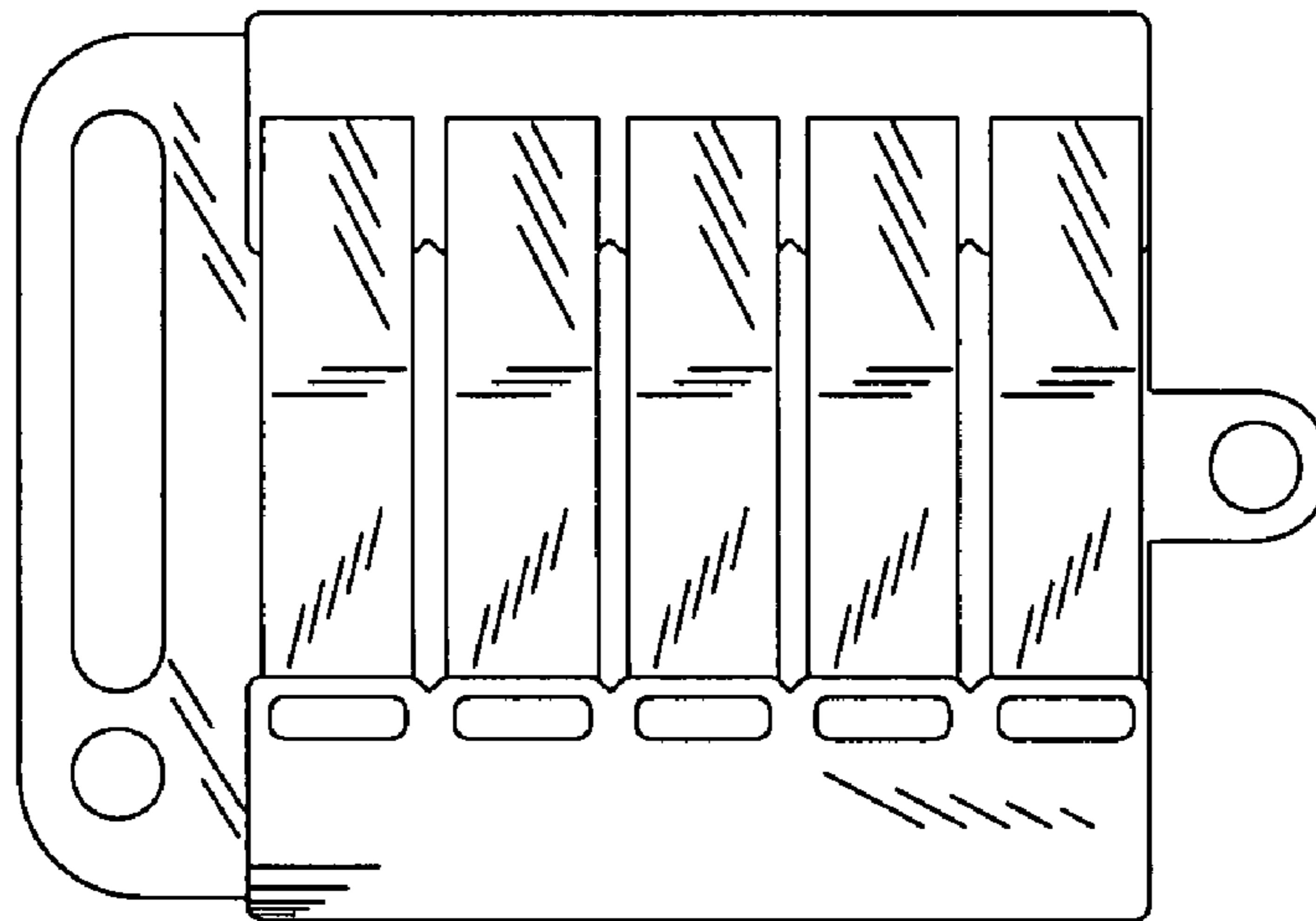


Fig 5

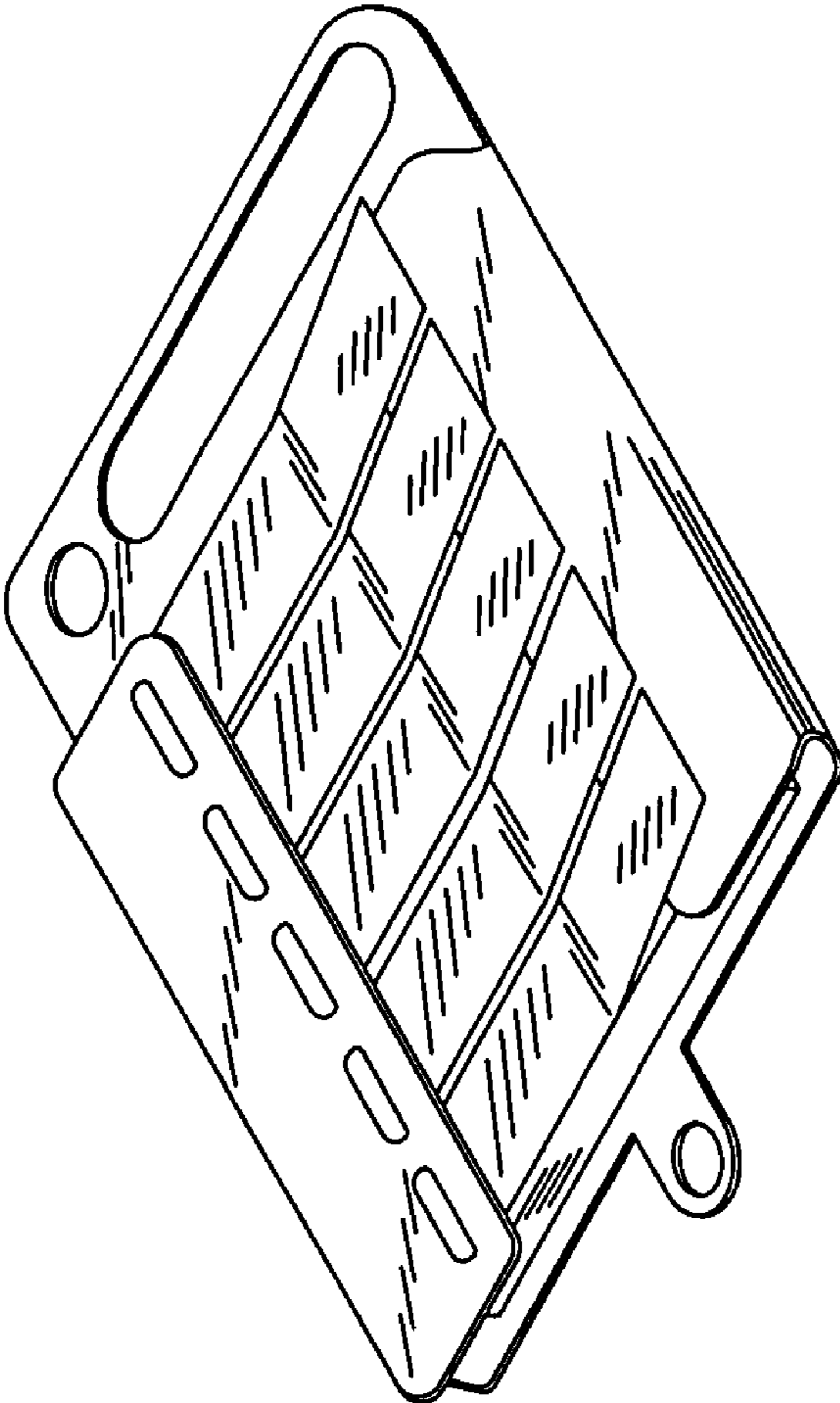


Fig 7