

US00D556821S

(12) **United States Design Patent**
Horiguchi et al.

(10) **Patent No.:** **US D556,821 S**
(45) **Date of Patent:** **** Dec. 4, 2007**

(54) **OPERATION PANEL FOR A DIGITAL
COPYING MACHINE**

(75) Inventors: **Shigeru Horiguchi**, Kanagawa (JP);
Tamaki Someya, Saitama (JP);
Masateru Kohno, Kanagawa (JP);
Makoto Kurata, Kanagawa (JP)

(73) Assignee: **Ricoh Company, Ltd.**, Tokyo (JP)

(**) Term: **14 Years**

(21) Appl. No.: **29/259,711**

(22) Filed: **May 16, 2006**

(30) **Foreign Application Priority Data**

Nov. 16, 2005 (JP) 2005-033806

(51) **LOC (8) Cl.** **16-03**

(52) **U.S. Cl.** **D18/41**

(58) **Field of Classification Search** D18/36-41,
D18/44-55; 222/DIG. 1; 271/3.14, 8.1,
271/226, 278; 355/97, 99; 358/1.1; 399/1-7,
399/16, 75, 81, 107, 130, 151, 361, 365,
399/367, 381-383, 388

See application file for complete search history.

(56) **References Cited**

U.S. PATENT DOCUMENTS

D431,594 S * 10/2000 Watanabe et al. D18/41

D486,513 S * 2/2004 Ohashi D18/41
D537,471 S * 2/2007 Inoue D18/41
2006/0092434 A1* 5/2006 Koakutsu 358/1.1
2006/0171734 A1* 8/2006 Maeda 399/81

* cited by examiner

Primary Examiner—Robert M. Spear

Assistant Examiner—Garth Rademaker

(74) *Attorney, Agent, or Firm*—Dickstein Shapiro LLP

(57) **CLAIM**

The ornamental design for an operation panel for a digital copying machine, as shown and described.

DESCRIPTION

FIG. 1 is a front elevation of an operation panel for a digital copying machine according to the present invention;

FIG. 2 is a rear elevation thereof;

FIG. 3 is a top plan view thereof;

FIG. 4 is a bottom plan view thereof;

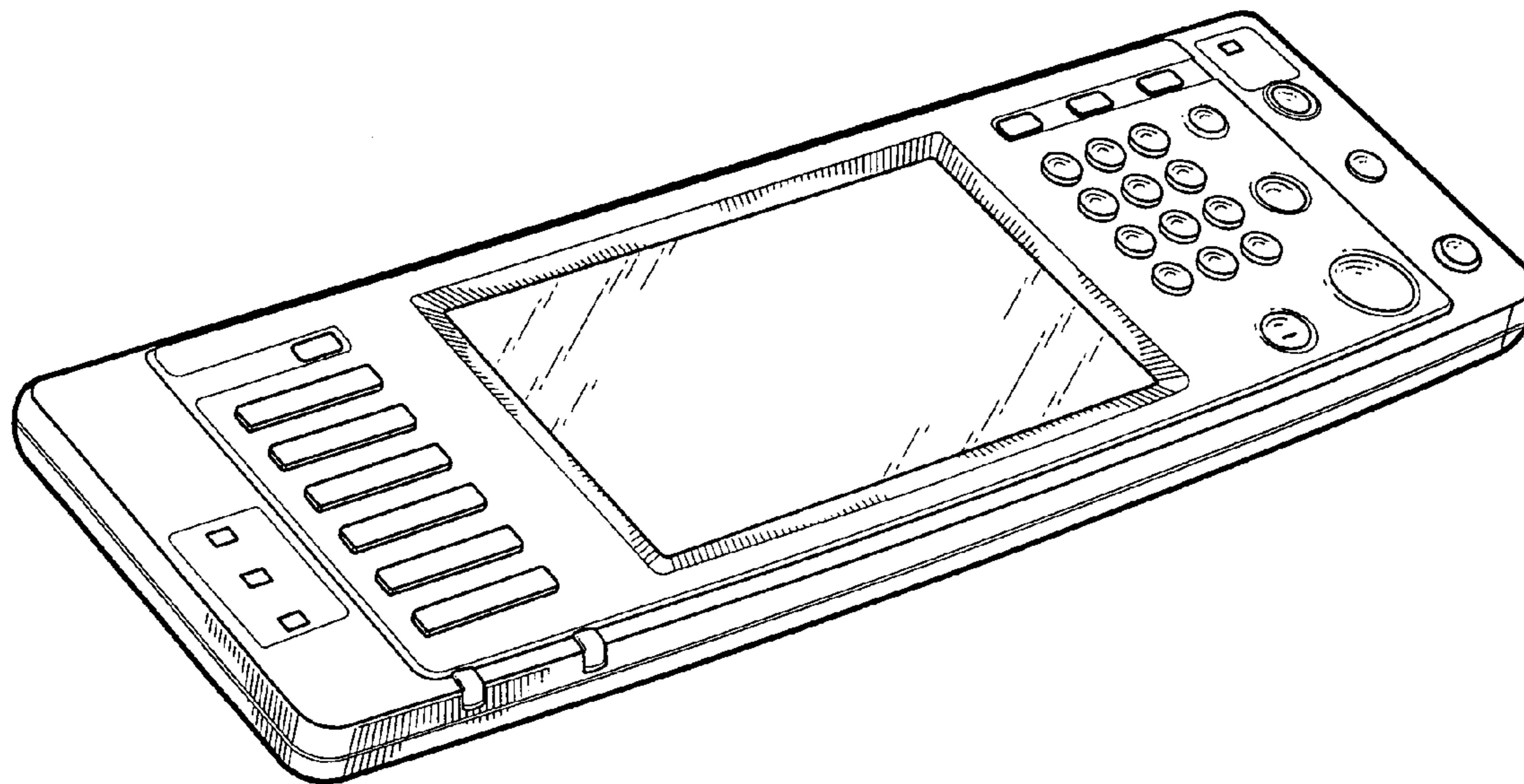
FIG. 5 is a right side elevation thereof;

FIG. 6 is a left side elevation thereof;

FIG. 7 is a top, front and right side perspective view thereof; and,

FIG. 8 is a top, front and left side perspective view thereof.

1 Claim, 3 Drawing Sheets



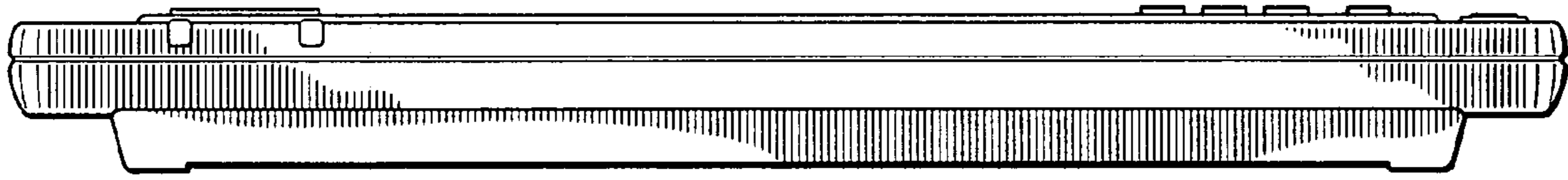


FIG. 1




FIG. 2

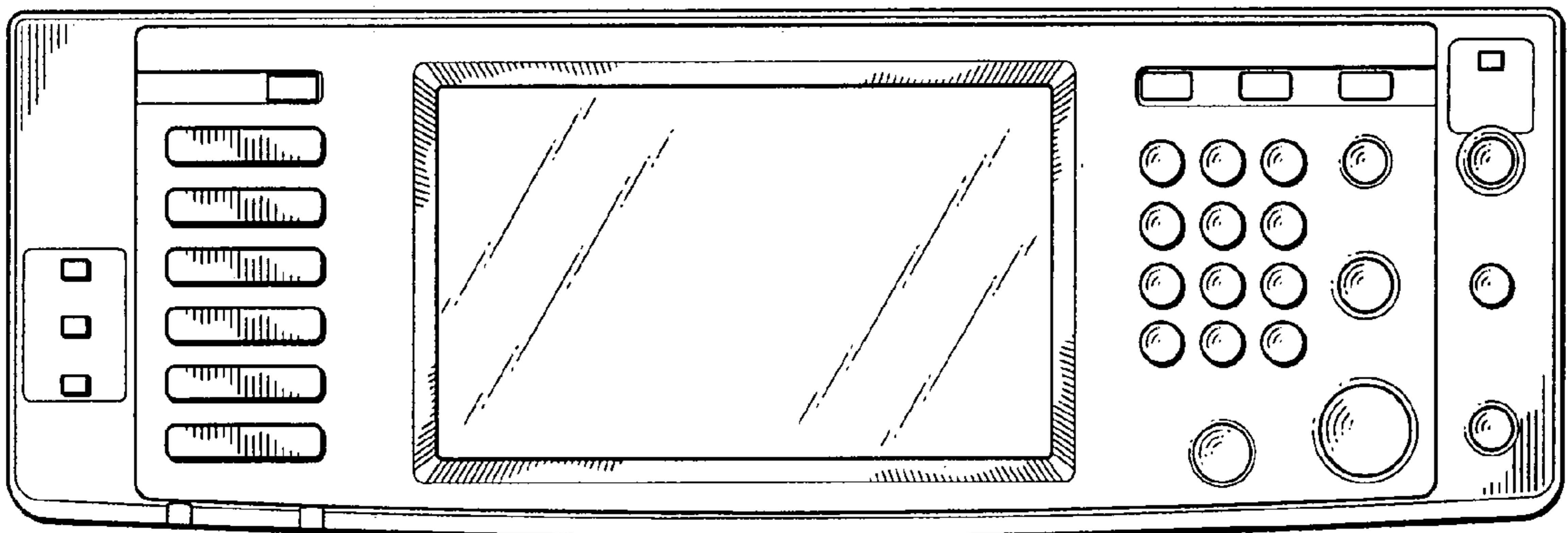


FIG. 3

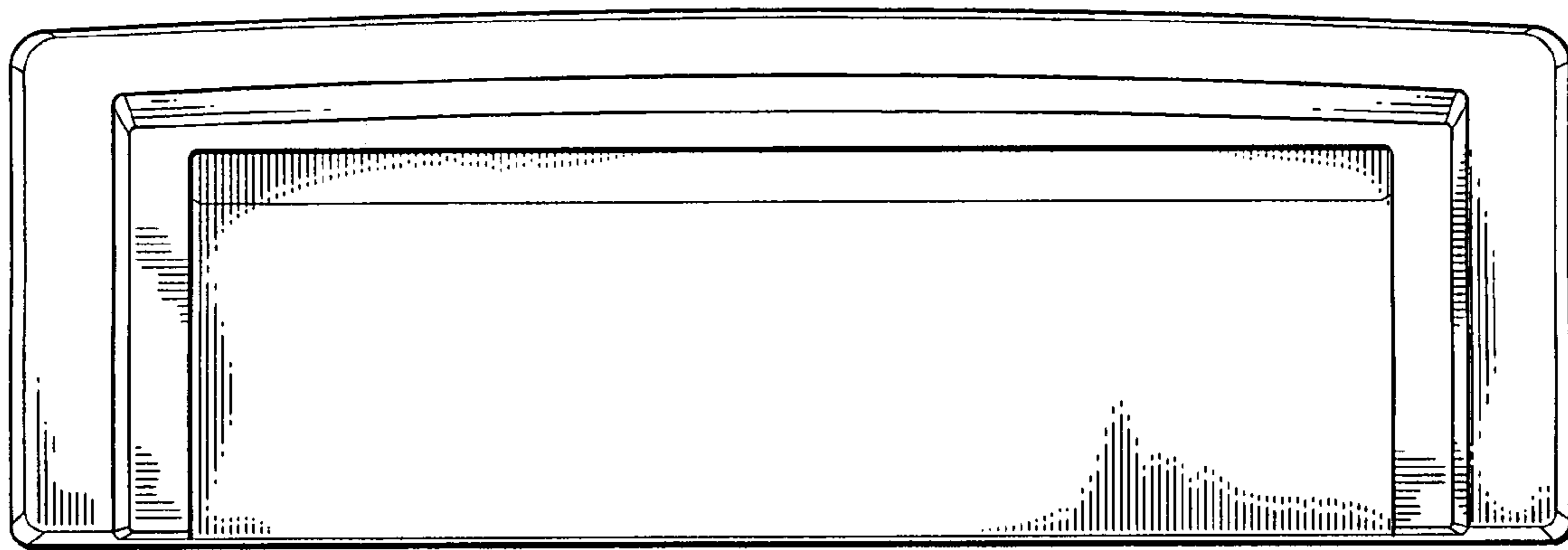


FIG. 4




FIG. 5




FIG. 6

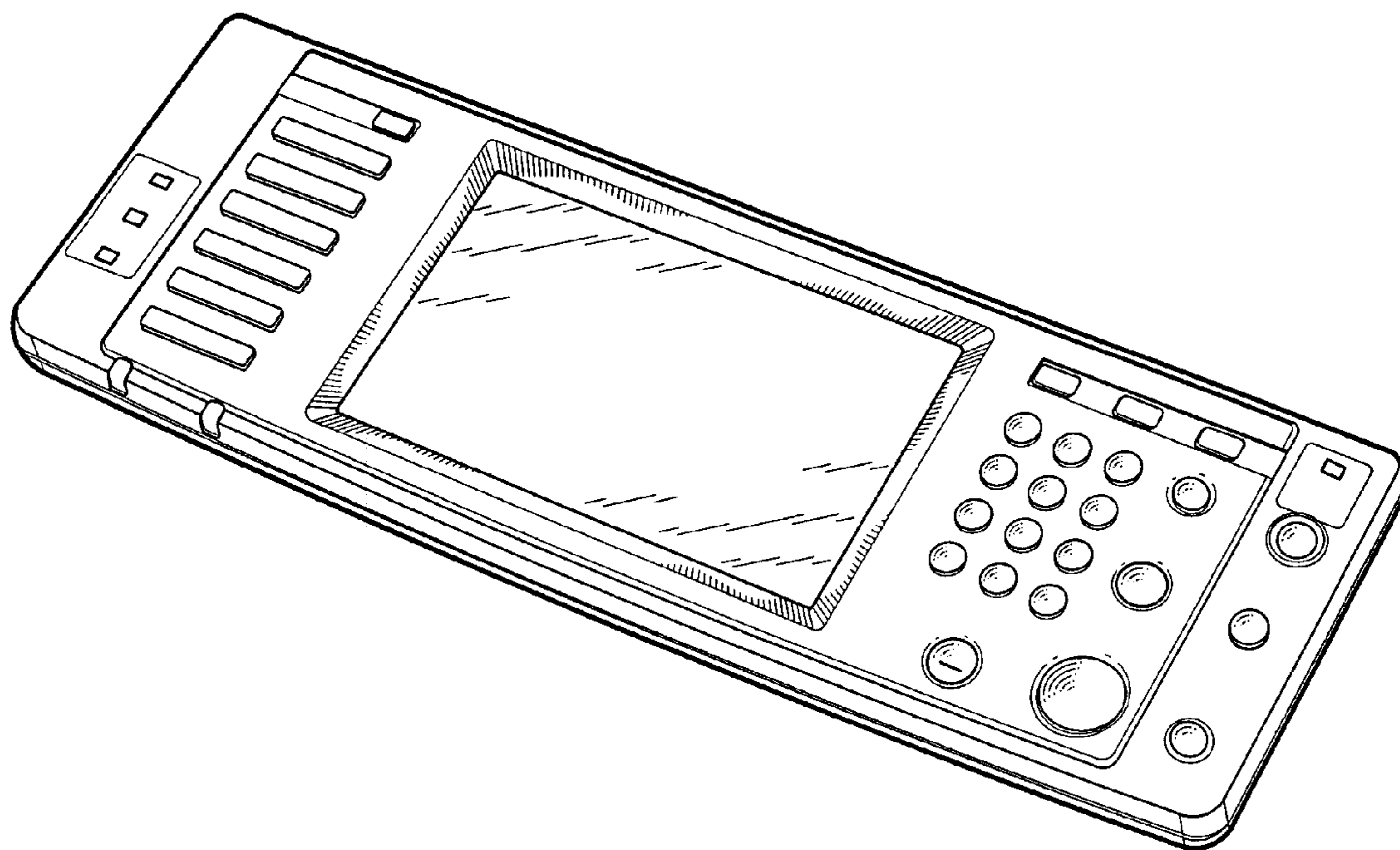


FIG. 7

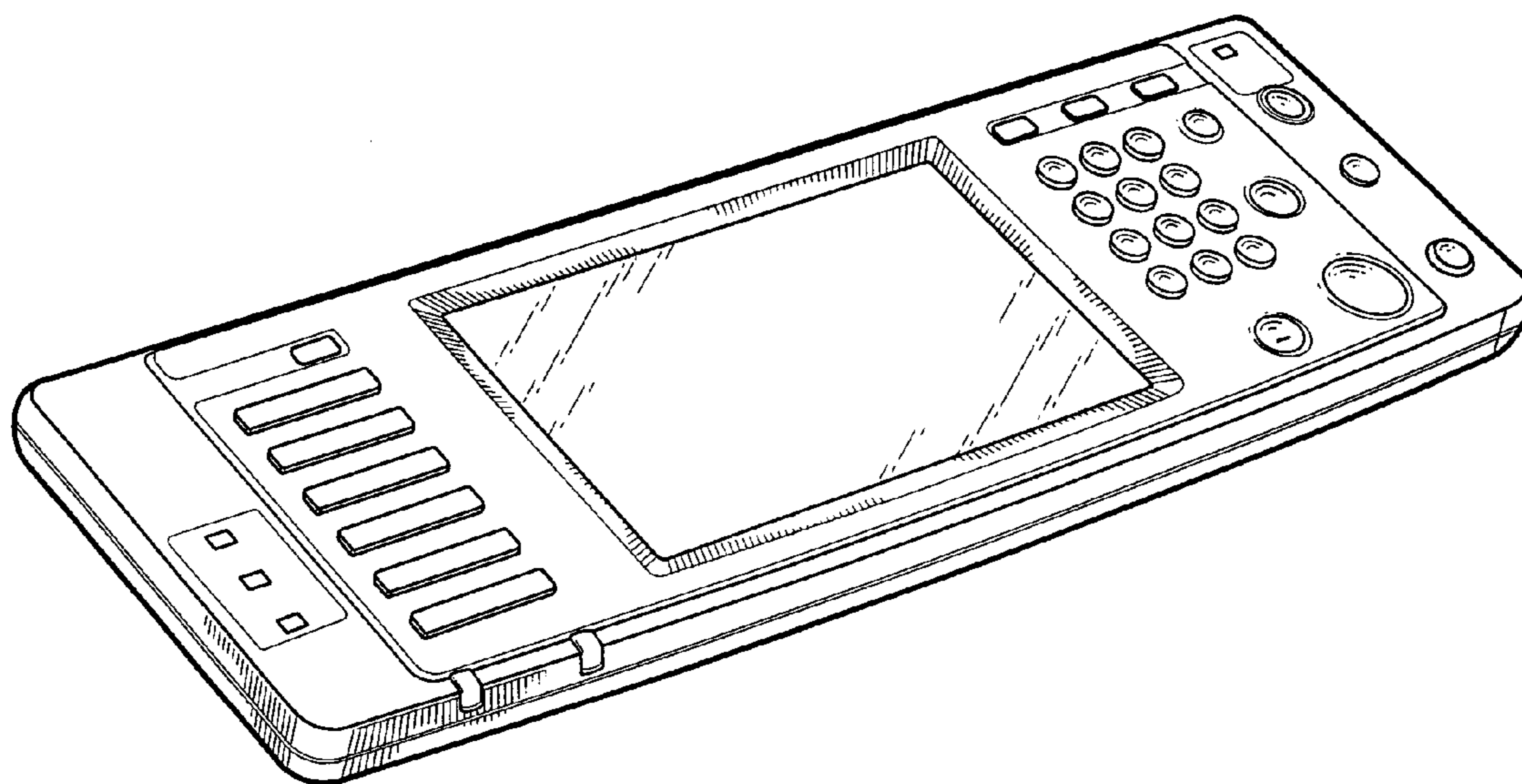


FIG. 8