



US00D556820S

(12) **United States Design Patent** (10) **Patent No.:** **US D556,820 S**  
**Parikh** (45) **Date of Patent:** **\*\* Dec. 4, 2007**

(54) **DRUMSTICK**

2002/0002895 A1\* 1/2002 Zbrzezny et al. .... 84/422.4

(76) Inventor: **Alaap O. Parikh**, 19 Fox Meadow La.,  
Holmdel, NJ (US) 07733

**FOREIGN PATENT DOCUMENTS**

WO WO 8602849 A1 \* 5/1986  
WO WO 2005094361 A2 \* 10/2005

(\*\*) Term: **14 Years**

\* cited by examiner

(21) Appl. No.: **29/276,068**

*Primary Examiner*—Adir Aronovich  
*Assistant Examiner*—R. Johnson

(22) Filed: **Jan. 12, 2007**

(57) **CLAIM**

(51) **LOC (8) Cl.** ..... **17-04**

(52) **U.S. Cl.** ..... **D17/22**

(58) **Field of Classification Search** ..... D17/22,  
D17/99; 84/422.1, 422.2, 422.4; D21/405  
See application file for complete search history.

The ornamental design for a drumstick, as shown and described.

**DESCRIPTION**

(56) **References Cited**

FIG. 1 is a perspective view of a drumstick showing my new design;

**U.S. PATENT DOCUMENTS**

FIG. 2 is a top plan view thereof;

4,271,745 A \* 6/1981 Shatto ..... 84/402  
D278,634 S \* 4/1985 Anderson ..... D17/22  
5,341,716 A \* 8/1994 Donohoe ..... 84/422.4  
5,696,339 A \* 12/1997 Brennan ..... 84/422.4  
6,069,308 A \* 5/2000 Rabb ..... 84/422.4  
D436,616 S \* 1/2001 Kaiser ..... D17/22  
D449,849 S \* 10/2001 Zbrzezny et al. .... D17/22

FIG. 3 is a front elevational view thereof; the undisclosed rear, right, and left side elevational views being identical thereof; and,

FIG. 4 is a bottom plan view thereof.

**1 Claim, 1 Drawing Sheet**

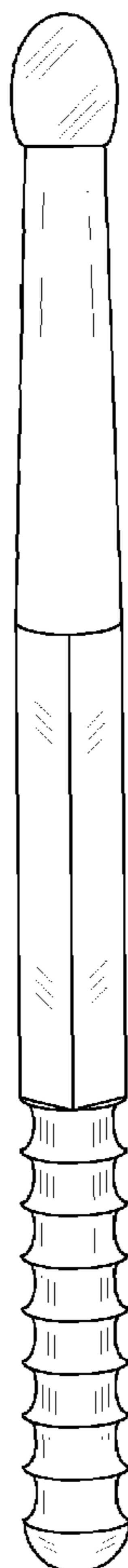


Fig. 1

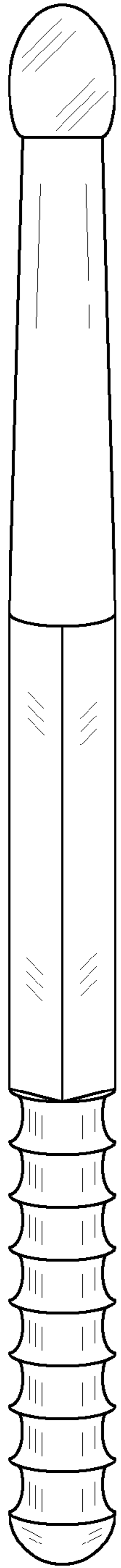


Fig. 2

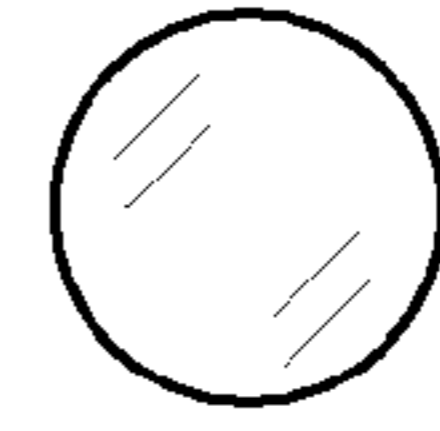


Fig. 3

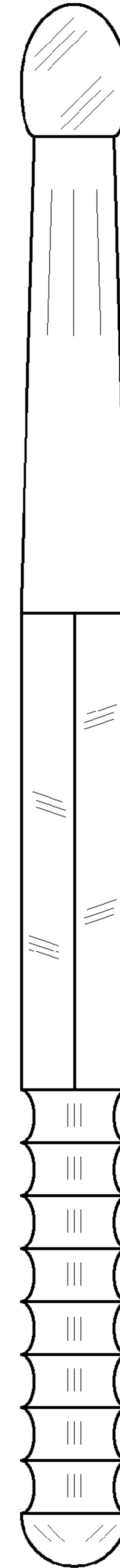


Fig. 4

