



US00D556775S

(12) **United States Design Patent**
Imai

(10) **Patent No.:** **US D556,775 S**

(45) **Date of Patent:** **** Dec. 4, 2007**

(54) **SOUND REPRODUCTION MACHINE**

(75) Inventor: **Hiroshi Imai**, Tokyo (JP)

(73) Assignee: **Olympus Imaging Corp.**, Tokyo (JP)

(**) Term: **14 Years**

(21) Appl. No.: **29/222,802**

(22) Filed: **Feb. 3, 2005**

(51) **LOC (8) Cl.** **14-03**

(52) **U.S. Cl.** **D14/496; D14/163**

(58) **Field of Classification Search** D14/496,
D14/217, 162-169, 172, 192, 219, 210; 345/156,
345/169, 173-179; 455/344-347; 370/342-344;
369/1, 2, 6, 12; 463/43-47; 273/148 B;
381/72.1, 339; 340/311.2

See application file for complete search history.

(56) **References Cited**

U.S. PATENT DOCUMENTS

D239,734 S *	4/1976	Vong	D14/192
D394,261 S *	5/1998	Chan	D14/167
D418,510 S *	1/2000	Zeitman	D14/192
D456,015 S *	4/2002	Santos	D14/217
D463,401 S *	9/2002	Miyazaki	D14/217
D490,817 S *	6/2004	Chan	D14/496
6,947,555 B2 *	9/2005	Murray et al.	379/433.02
6,950,526 B2 *	9/2005	Garstick	381/73.1

D511,781 S *	11/2005	Chan	D14/496
D514,588 S *	2/2006	Sassano	D14/496
D520,020 S *	5/2006	Senda et al.	D14/496
D532,425 S *	11/2006	Kim	D14/496
7,161,080 B1 *	1/2007	Barnett	84/613

* cited by examiner

Primary Examiner—Prabhakar Deshmukh

(74) *Attorney, Agent, or Firm*—Hogan & Harson LLP

(57) **CLAIM**

The ornamental design for a sound reproduction machine, as shown and described.

DESCRIPTION

FIG. 1 is a front elevational view of a sound reproduction machine, showing my new design;

FIG. 2 is a rear elevational view thereof;

FIG. 3 is a top plan view thereof;

FIG. 4 is a bottom plan view thereof;

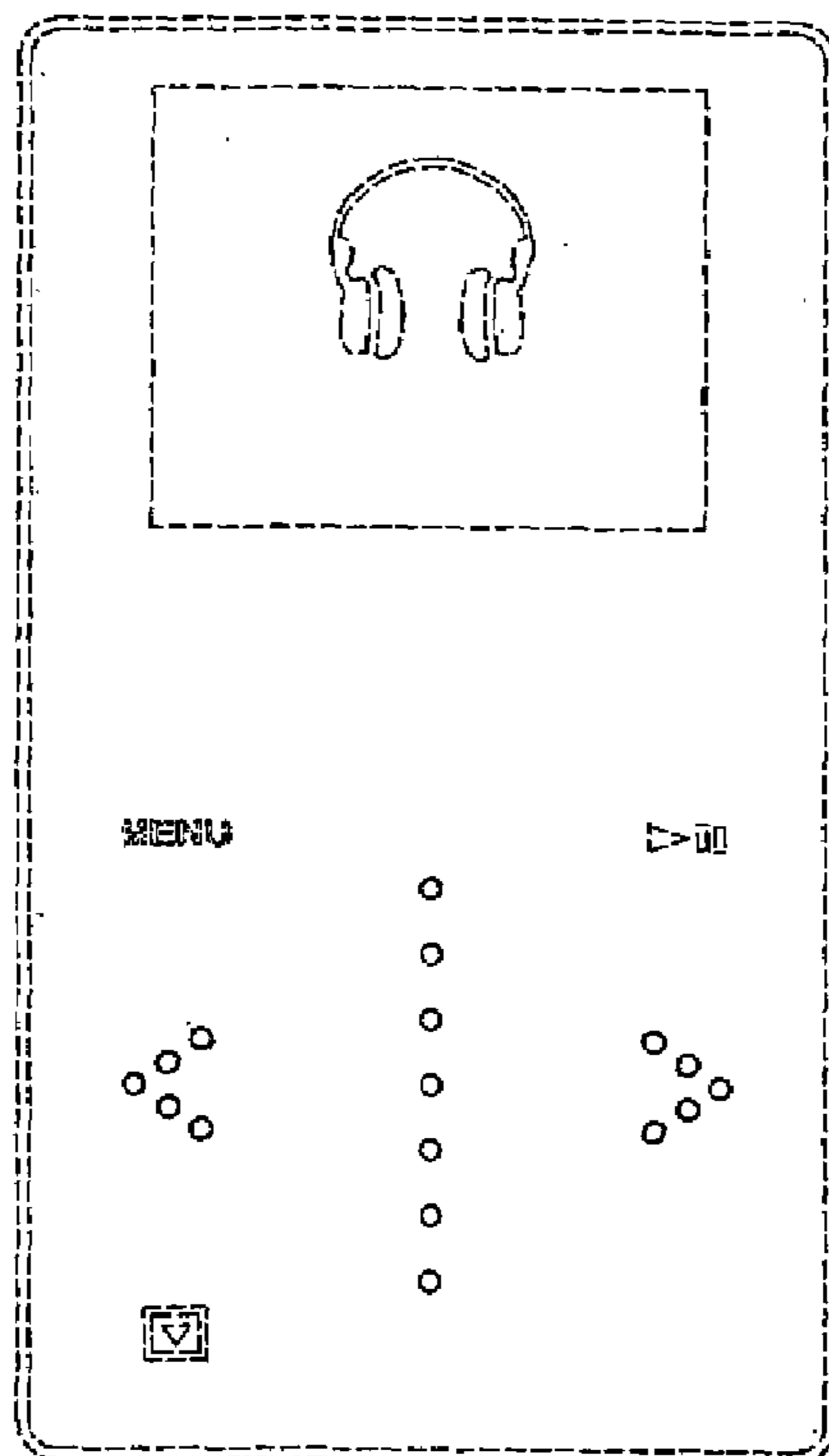
FIG. 5 is a left side elevational view thereof;

FIG. 6 is a right side elevational view thereof; and,

FIG. 7 is a front elevational view showing the state in which power supply is shut off.

The broken lines are for illustrative purposes only and form no part of the claimed design.

1 Claim, 3 Drawing Sheets



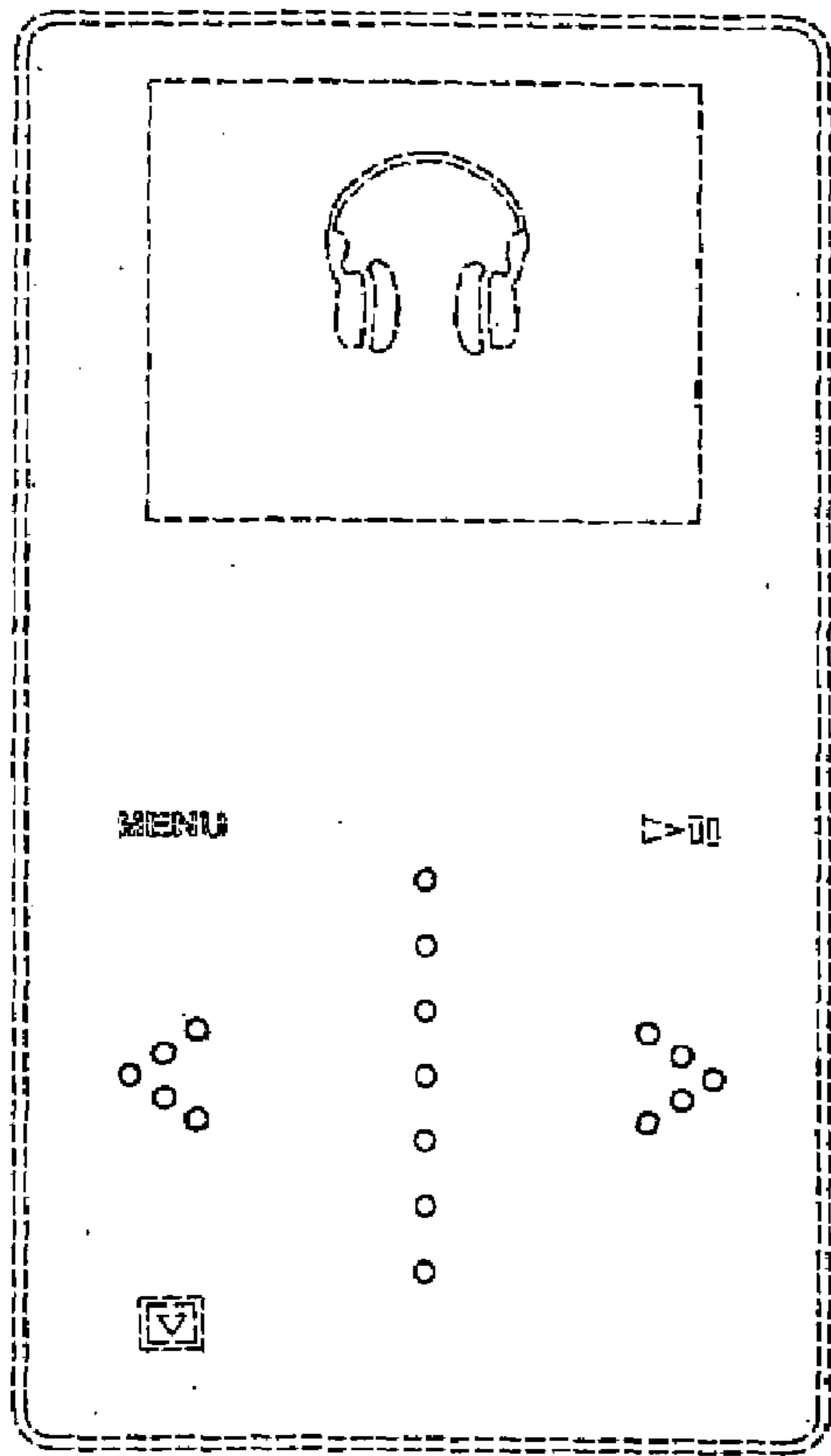


Fig. 1




Fig. 2




Fig. 3

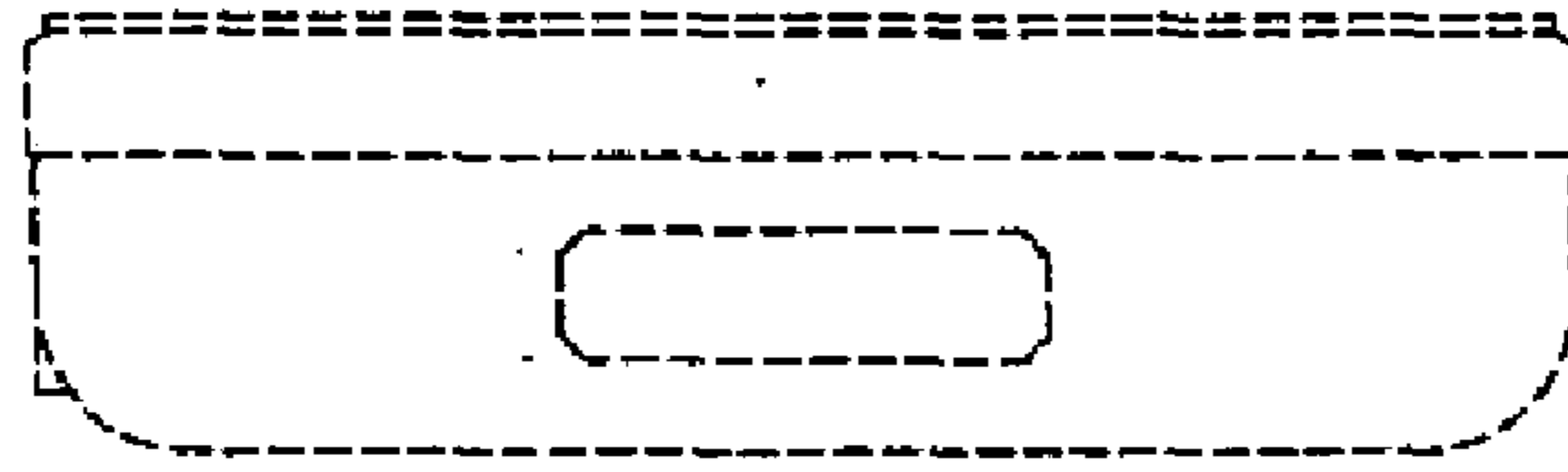


Fig. 4




Fig. 5




Fig. 6




Fig. 7