



US00D556752S

(12) **United States Design Patent** (10) **Patent No.:** **US D556,752 S**
Otsuka (45) **Date of Patent:** **** Dec. 4, 2007**

(54) **RECORDING MEDIUM**

(75) Inventor: **Hitoshi Otsuka**, Yokosuka (JP)

(73) Assignee: **Kabushiki Kaisha Toshiba** (JP)

(**) Term: **14 Years**

(21) Appl. No.: **29/268,561**

(22) Filed: **Nov. 9, 2006**

(30) **Foreign Application Priority Data**

Jun. 27, 2006 (JP) 2006-016636

(51) **LOC (8) Cl.** **14-02**

(52) **U.S. Cl.** **D14/356**

(58) **Field of Classification Search** D14/137,
D14/156, 167, 240, 242, 299, 348, 356, 384-5,
D14/402, 432-435, 496; 257/315; 439/518,
439/139, 141, 144, 140, 638; 365/63, 131;
710/74, 62; 361/685-6

See application file for complete search history.

(56) **References Cited**

U.S. PATENT DOCUMENTS

D462,689 S *	9/2002	Moran	D14/433
6,522,534 B1 *	2/2003	Wu	361/686
D471,911 S *	3/2003	Takiguchi et al.	D14/432
D486,829 S *	2/2004	Wang et al.	D14/433
D500,302 S *	12/2004	Deguchi	D14/167
D504,442 S *	4/2005	Kim	D14/496
D506,471 S *	6/2005	Iikura et al.	D14/474
D511,519 S *	11/2005	Bone et al.	D14/432
D520,518 S *	5/2006	Byun	D14/496
D523,015 S *	6/2006	Loftus	D14/435
7,066,742 B2 *	6/2006	Liang et al.	439/76.1
D525,247 S *	7/2006	Rubin et al.	D14/435
D526,321 S *	8/2006	Hayes et al.	D14/435

OTHER PUBLICATIONS

D14 PDF Search: Mr.Gadget Australia_Toshiba Transmemory USB Flash Drives are here!.pdf—<http://www.mrgadget.com.au/2004/11/toshiba-transmemory-usb-flash-drives.html>, Nov. 2004.*

Leeds Sophisticate Executive USB Flash Drive GB, Custom Printed Sophisticate.pdf—<http://www.motivators.com/21235-promotional-item.html>, Dec. 13, 2006.*

flash.pdf—http://web.archive.org/web/20051201015403/http://www.frontier-electronics.co.za/images/sdp_adata_flash_drive.jpg, Dec. 1, 2005.*

Bytestar dated.pdf—<http://web.archive.org/web/20051124213100/http://images-eu.amazon.com/images/P/B000A0D8JK.02.LZZZZZZZ.jpg>, Nov. 24, 2005

assortment.pdf—http://img.alibaba.com/photo/11493648/USB_Flash_Drive.jpg, Nov. 16, 2006.*

* cited by examiner

Primary Examiner—Robin Webster

Assistant Examiner—Karen E Kearney

(74) *Attorney, Agent, or Firm*—Banner & Witcoff, Ltd.

(57) **CLAIM**

The ornamental design for a recording medium, as shown and described.

DESCRIPTION

FIG. 1 is a front, bottom and right side perspective view of a recording medium, showing my new design;

FIG. 2 is a front, bottom and right side perspective view thereof with a cap in a removed state;

FIG. 3 is a top plan view thereof;

FIG. 4 is a front elevational view thereof;

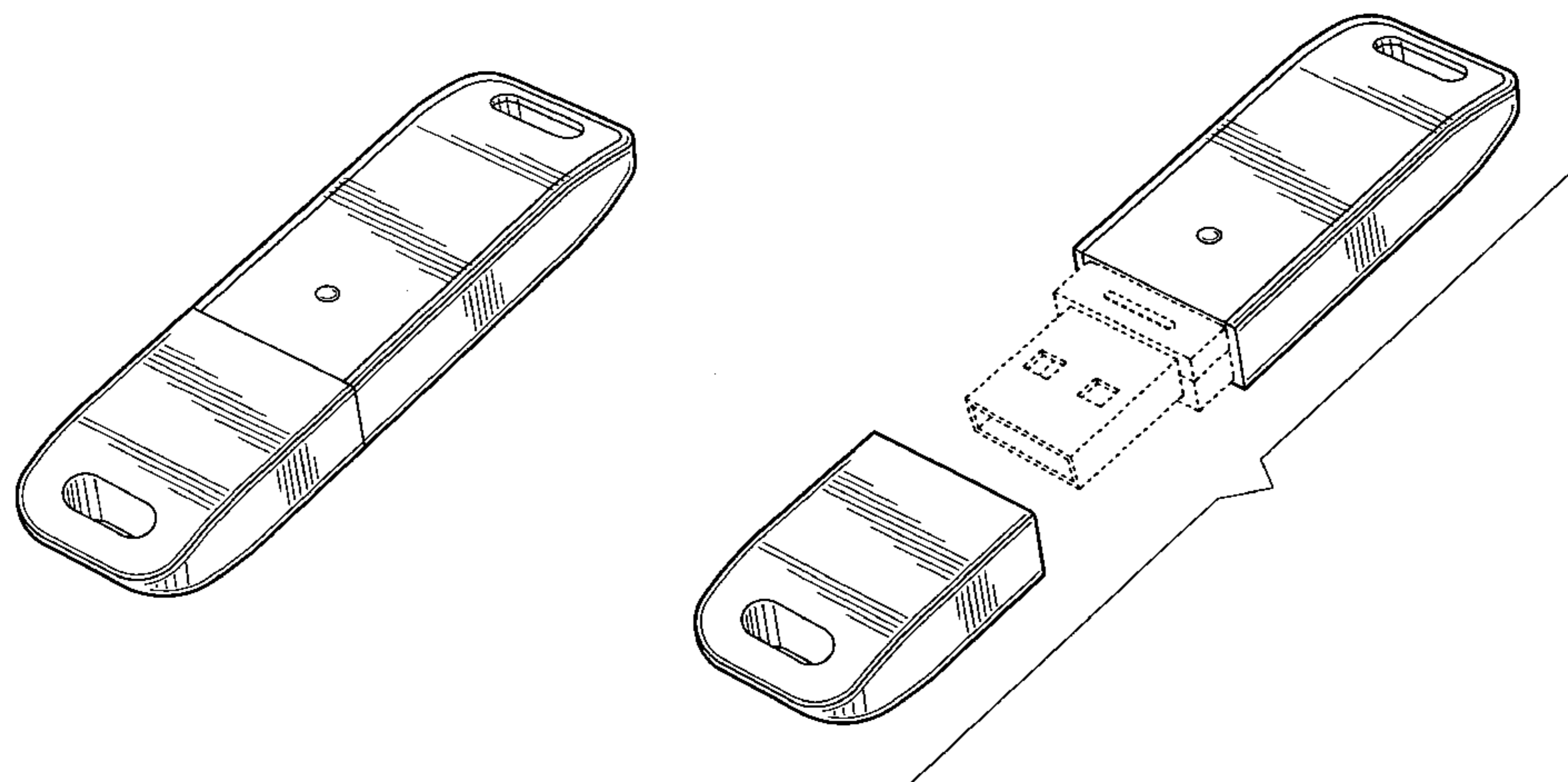
FIG. 5 is a right side elevational view thereof; the opposite side being a mirror image thereof;

FIG. 6 is a rear elevational view thereof; and,

FIG. 7 is a bottom plan view thereof.

The broken lines are for illustrative purposes only and form no part of the claimed design.

1 Claim, 2 Drawing Sheets



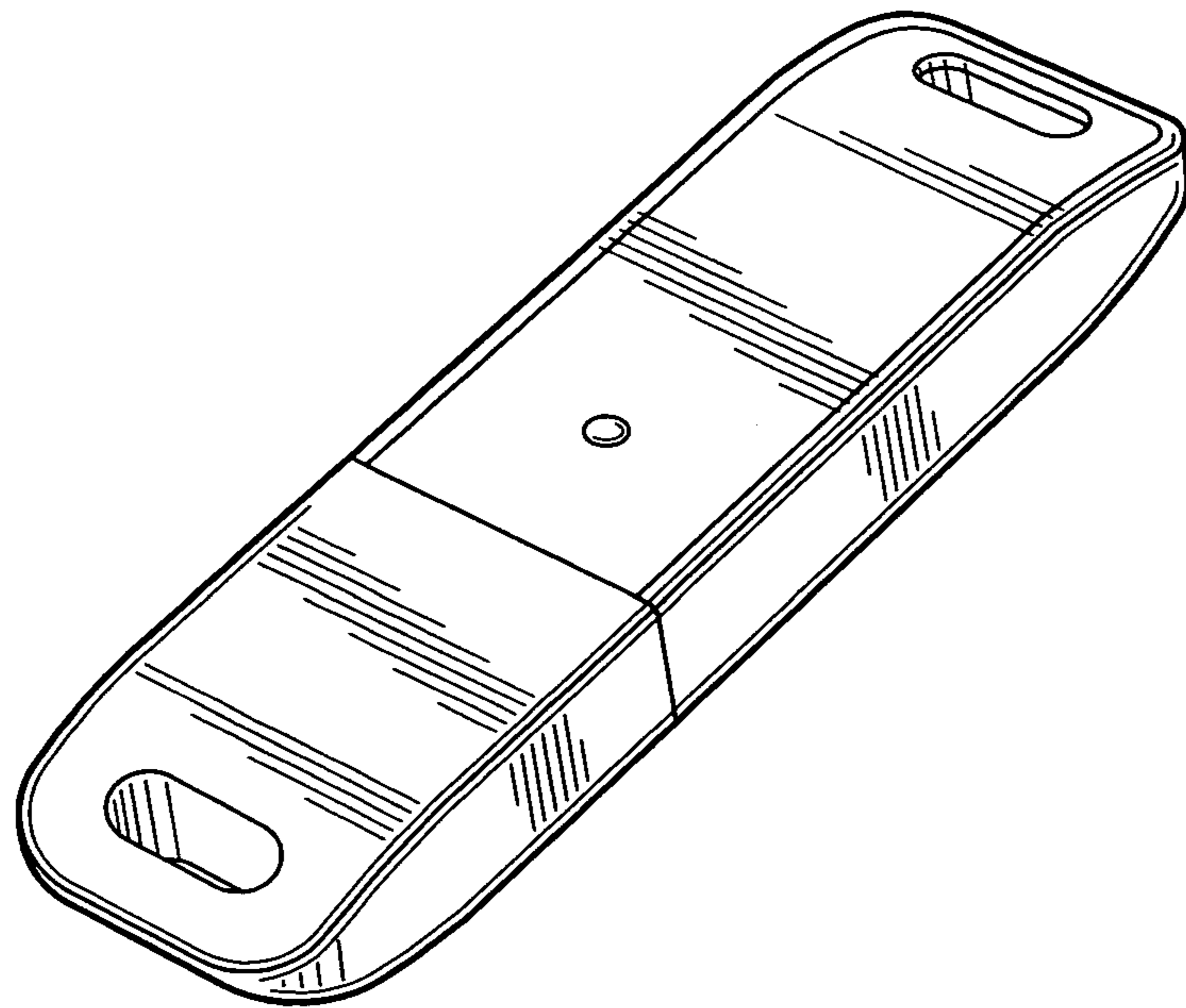


FIG.1

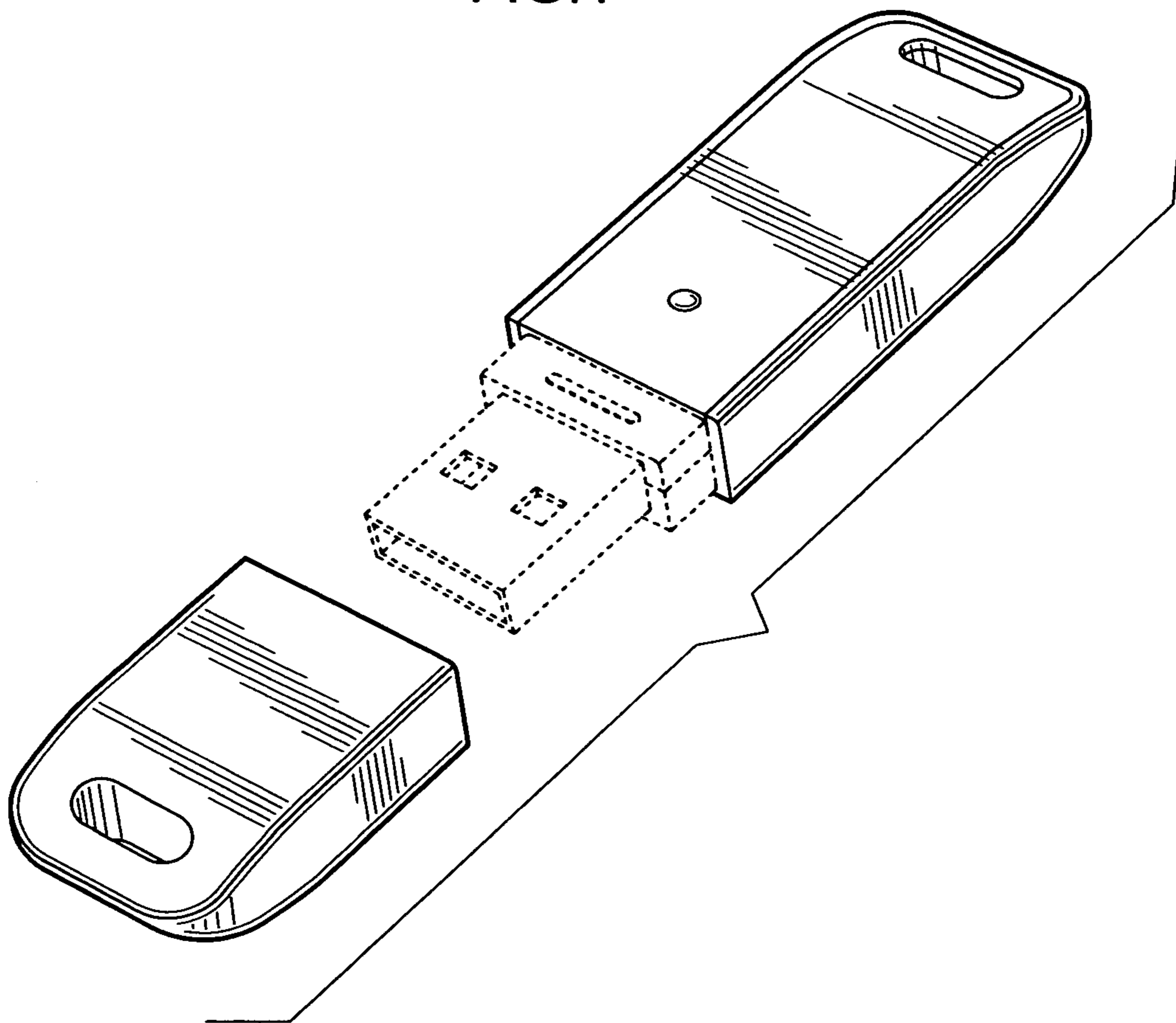


FIG.2

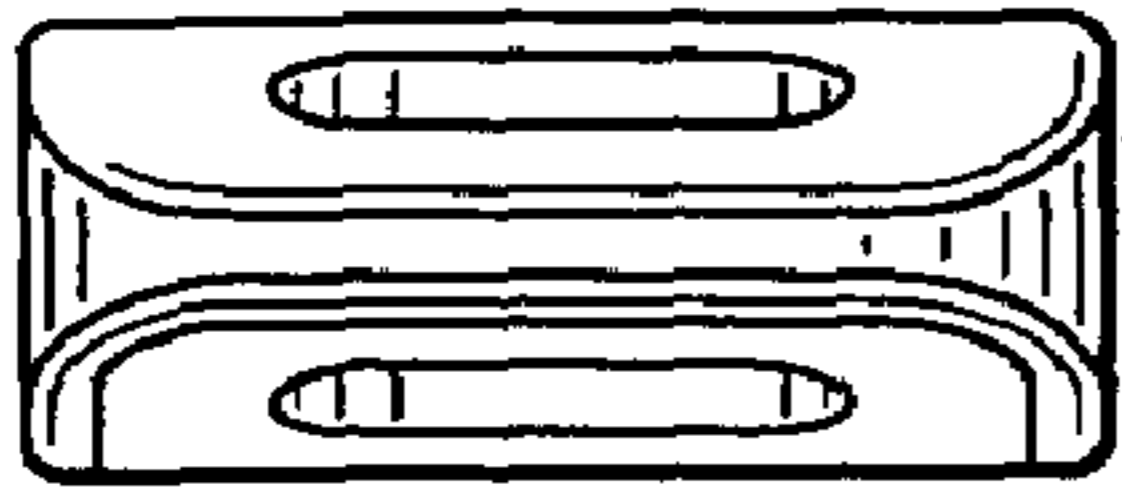


FIG. 3

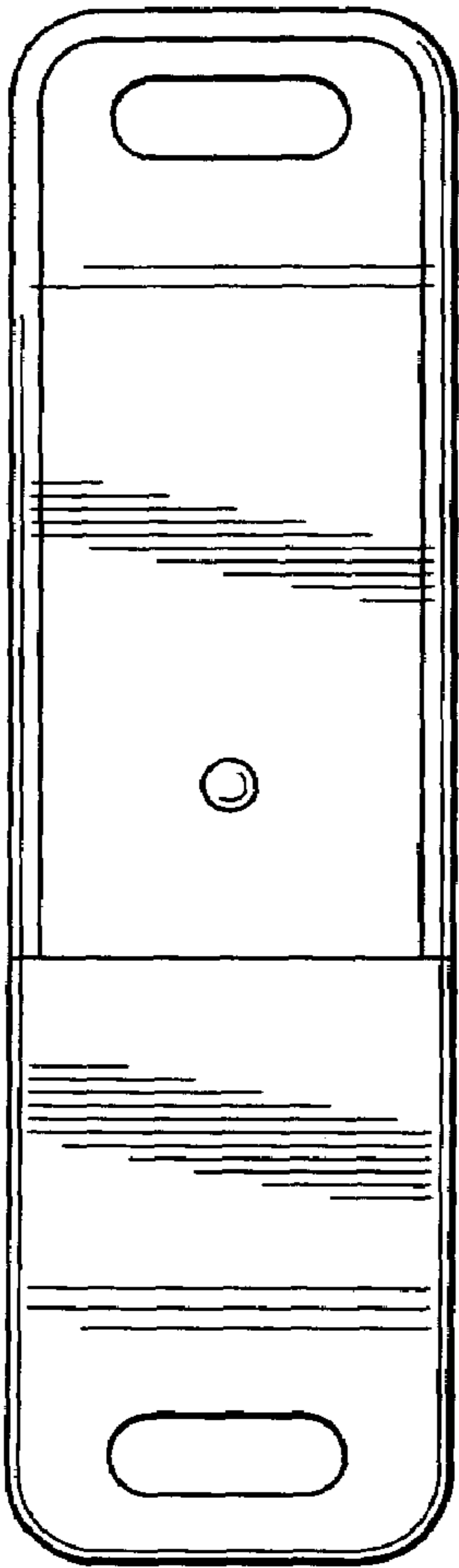


FIG. 4




FIG. 5




FIG. 6

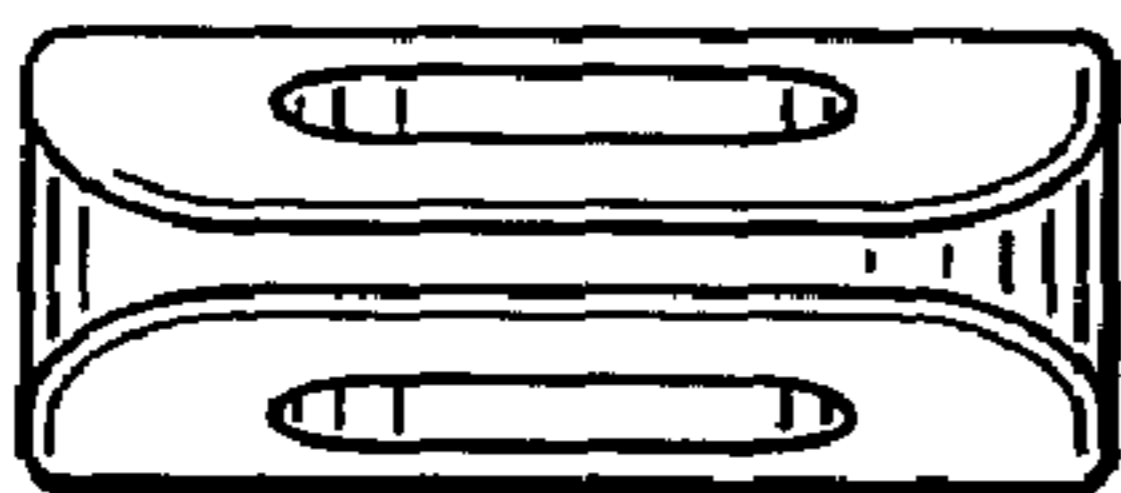


FIG. 7