



US00D556751S

(12) **United States Design Patent** (10) **Patent No.:** **US D556,751 S**
Rambosek et al. (45) **Date of Patent:** **** Dec. 4, 2007**

(54) **FLASH MEMORY DEVICE INCLUDING SWIVEL CAP**

(75) Inventors: **G. Phillip Rambosek**, Shafer, MN (US); **Robert C. Martin**, St. Paul, MN (US); **Allen Zadeh**, New York, NY (US); **Richard Whitehall**, New York, NY (US)

(73) Assignee: **Imation Corp.**, Oakdale, MN (US)

(**) Term: **14 Years**

(21) Appl. No.: **29/238,576**

(22) Filed: **Sep. 16, 2005**

(51) **LOC (8) Cl.** **14-02**

(52) **U.S. Cl.** **D14/356**

(58) **Field of Classification Search** D14/137, D14/156, 167, 240, 242, 299, 348, 356, 384-5, D14/402, 432-435, 496; 439/518, 139, 141, 439/144, 140, 638; 365/131; 710/74, 62
See application file for complete search history.

(56) **References Cited**

U.S. PATENT DOCUMENTS

D246,240 S *	11/1977	Hansen	D13/103
D406,588 S *	3/1999	Sogabe	D14/156
D475,359 S *	6/2003	Hirose	D14/167
D486,814 S *	2/2004	Nakamura	D14/167
D492,307 S	6/2004	Aqqad et al.		
D493,790 S	8/2004	Wu		
D494,175 S *	8/2004	Kawasaki	D14/384
D494,969 S	8/2004	Lin		
6,808,400 B2	10/2004	Tu		
D502,166 S *	2/2005	Nakamura	D14/167
D506,279 S *	6/2005	Sirichai et al.	D26/60
D506,996 S *	7/2005	Nilsen	D14/240
6,926,544 B2	8/2005	Lee		

7,146,667 B2 *	12/2006	Elsener	7/118
D535,664 S *	1/2007	Katayama	D14/496
D543,202 S *	5/2007	Siu	D14/356
2007/0054522 A1 *	3/2007	Choi et al.	439/144
2007/0063249 A1 *	3/2007	Rambosek et al.	257/315

OTHER PUBLICATIONS

D14 PDF Search—Functional Keychains_USB Rechargeable Keychain Light.pdf—<http://web.archive.org/web/20051226115851/http://www.promotionalkeychains.biz/usb-keychain-light.html>, Dec. 26, 2005.*
imation_flipcover.pdf—<http://www.sosoft.net/product/imation/5464-3.png>, Dec. 4, 2006.*
Laptoplog>> Usb.pdf—<http://www.laptoplog.com/category/accesorios/usb/>, Jan. 30, 2007.*
Co-pending U.S. Appl. No. 11/229,358, filed Sep. 16, 2005, Rambosek et al., entitled “Swivel Cap for Flash Memory Device”.

* cited by examiner

Primary Examiner—Robin Webster
Assistant Examiner—Karen E Kearney
(74) *Attorney, Agent, or Firm*—Eric D. Levinson

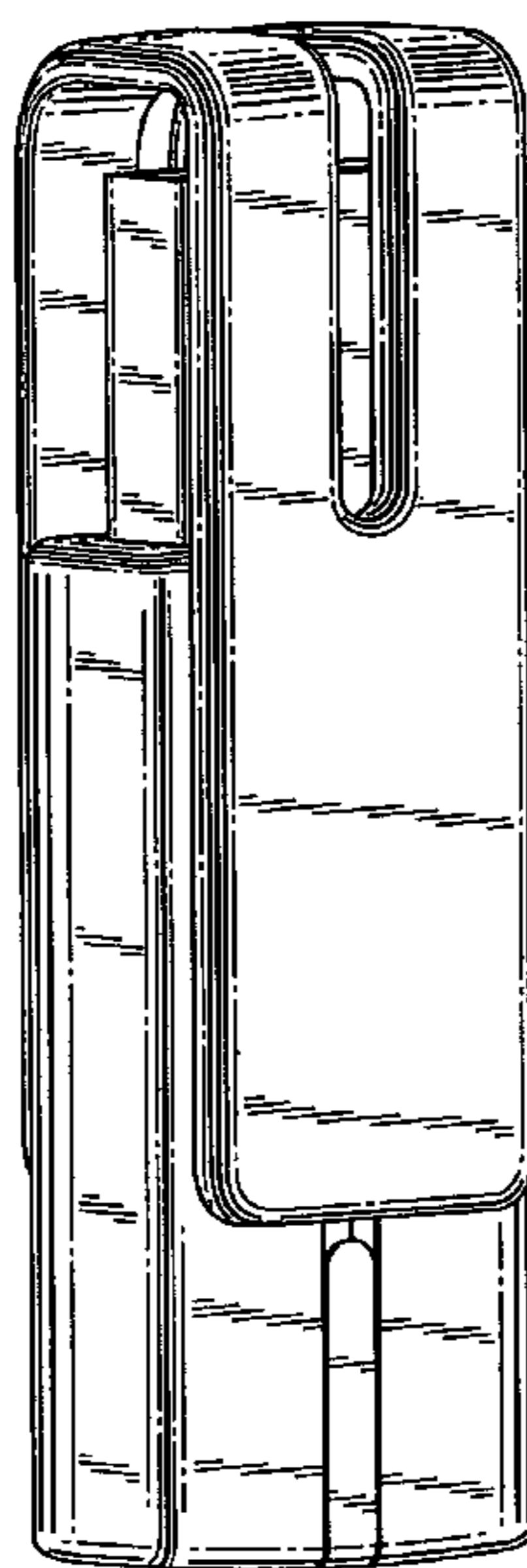
(57) **CLAIM**

The ornamental design for a flash memory device including swivel cap, as shown and described.

DESCRIPTION

FIG. 1 is a perspective view of a flash memory device including swivel cap illustrating the new design;
FIG. 2 is a top plan view thereof;
FIG. 3 is a bottom plan view thereof;
FIG. 4 is a left side elevation view, the opposite view being a mirror image thereof;
FIG. 5 is a front elevation view thereof; and,
FIG. 6 is a rear elevation view thereof.

1 Claim, 3 Drawing Sheets



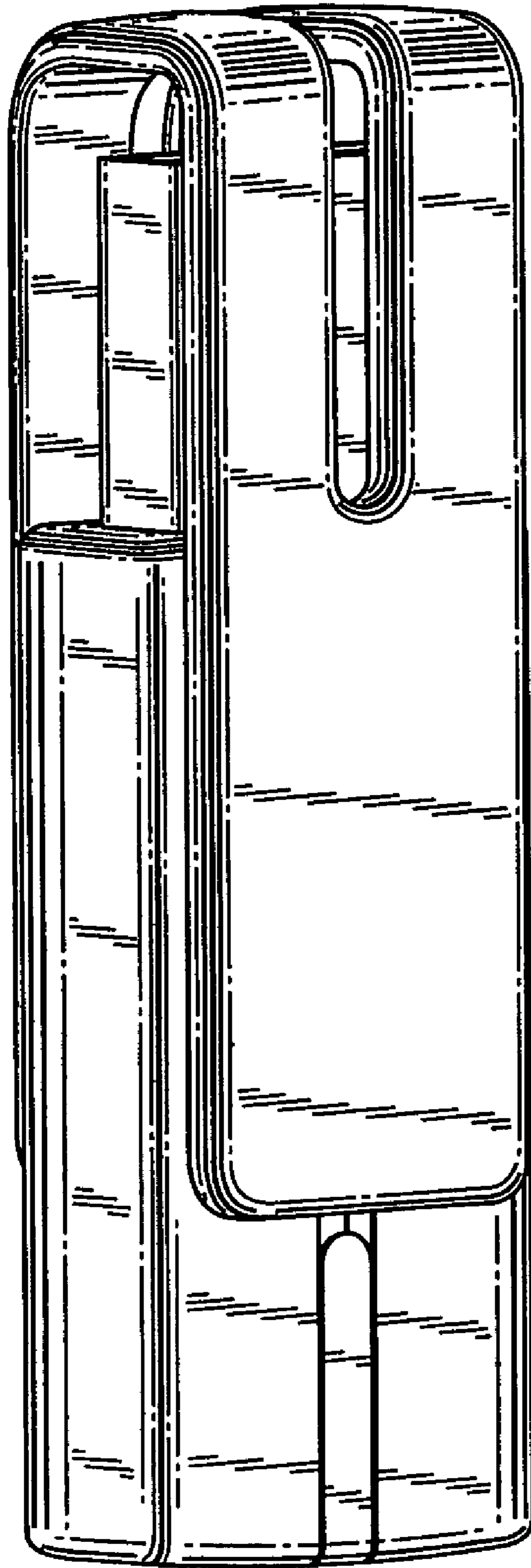


Fig. 1

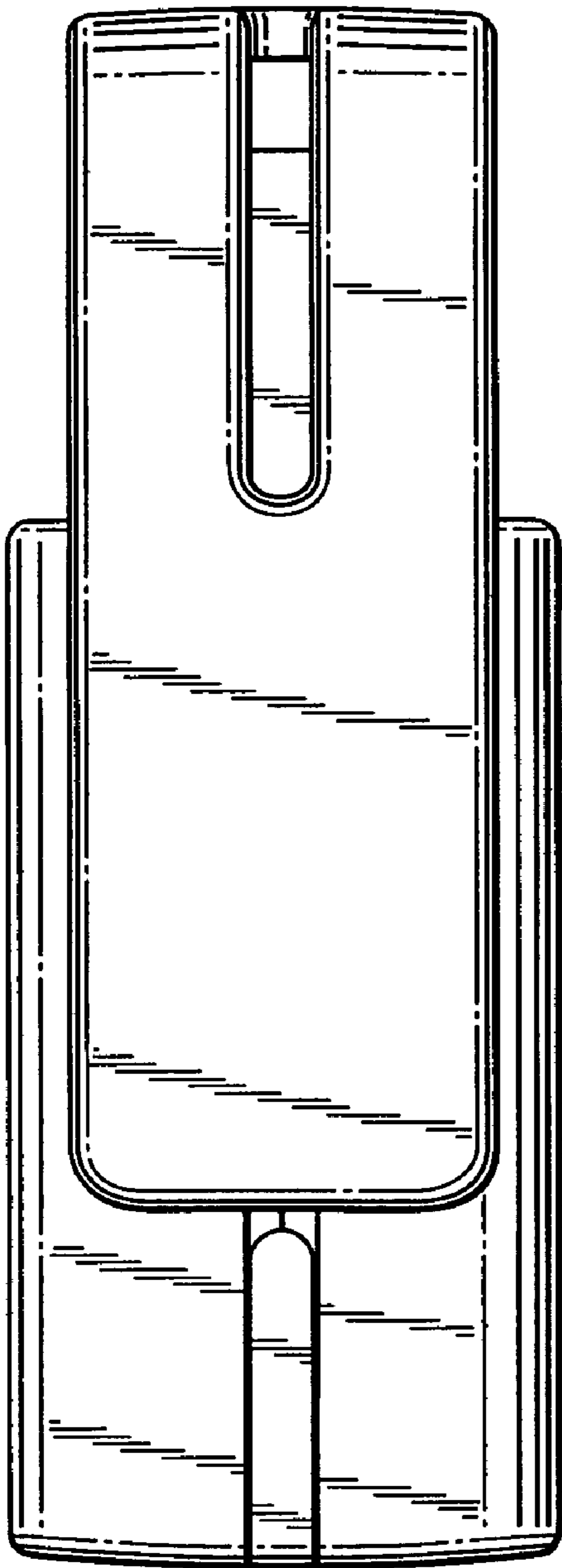


Fig. 2

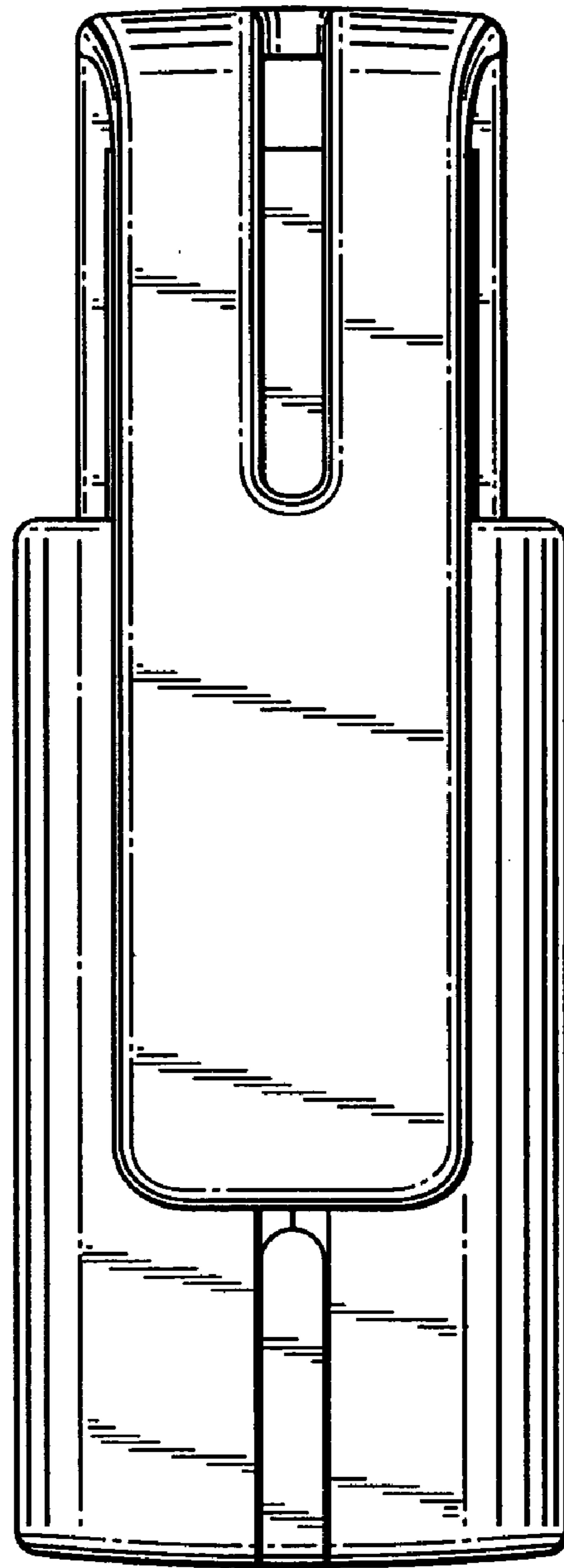


Fig. 3




Fig. 4

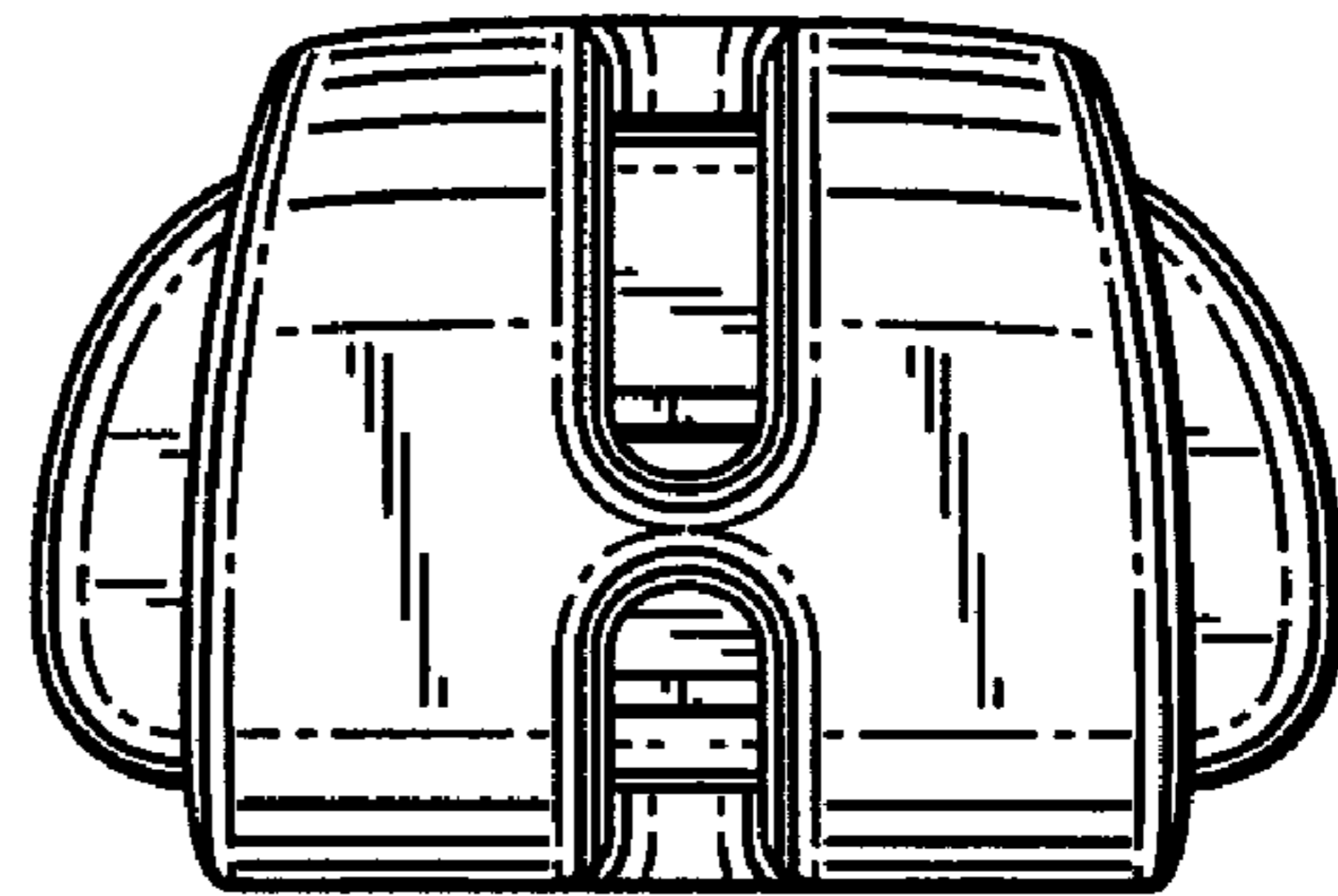


Fig. 5

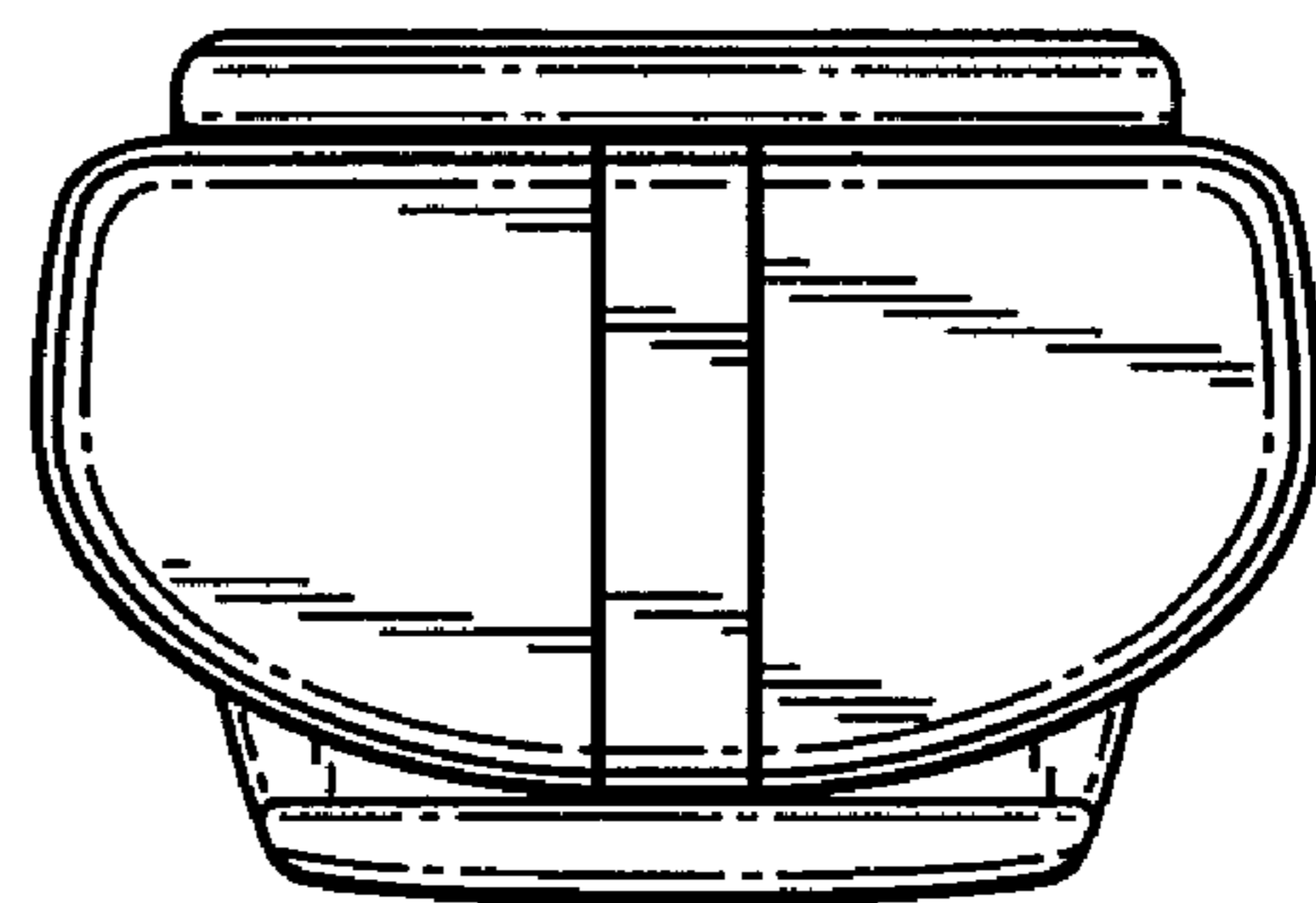


Fig. 6