



US00D556749S

(12) **United States Design Patent**  
**Rak et al.**

(10) **Patent No.:** **US D556,749 S**  
(45) **Date of Patent:** **\*\* Dec. 4, 2007**

(54) **HAND-HELD ELECTRONIC DEVICE**

(75) Inventors: **Roman P. Rak**, Waterloo (CA); **Jason T. Griffin**, Kitchener (CA); **Velimir Pletikosa**, Waterloo (CA)

(73) Assignee: **Research In Motion Limited**, Waterloo, Ontario (CA)

(\*\*) Term: **14 Years**

(21) Appl. No.: **29/246,440**

(22) Filed: **Apr. 12, 2006**

(51) **LOC (8) Cl.** ..... **14-02**

(52) **U.S. Cl.** ..... **D14/346**

(58) **Field of Classification Search** ..... D14/341-346,  
D14/138, 144; 434/350, 118; 455/2.01,  
455/404.1, 420, 450, 452.2, 575.1, 466; 701/47;  
707/104.1; 709/227; 345/156, 168, 173  
See application file for complete search history.

(56) **References Cited**

**U.S. PATENT DOCUMENTS**

D492,276 S *	6/2004	Walliser et al.	.....	D14/138
D496,921 S *	10/2004	Hwang	.....	D14/138
D497,892 S *	11/2004	Peng	.....	D14/138
2003/0153263 A1 *	8/2003	Glass et al.	.....	455/2.01
2004/0033478 A1 *	2/2004	Knowles et al.	.....	434/350
2005/0245295 A1 *	11/2005	Lee et al.	.....	455/575.1
2005/0287981 A1 *	12/2005	Hill	.....	455/404.1
2006/0052120 A1 *	3/2006	Kodim et al.	.....	455/466

**FOREIGN PATENT DOCUMENTS**

WO WO9806210 \* 2/1998

\* cited by examiner

*Primary Examiner*—Freda S Nunn

(74) *Attorney, Agent, or Firm*—Novak Druce + Quigg, LLP

(57) **CLAIM**

We claim the ornamental design for a hand-held electronic device, as shown and described.

**DESCRIPTION**

FIG. 1 is a front perspective view of a hand-held electronic device;

FIG. 2 is a front elevational view thereof;

FIG. 3 is a left elevational view thereof;

FIG. 4 is a right elevational view thereof;

FIG. 5 is a top plan view thereof;

FIG. 6 is a bottom plan view thereof;

FIG. 7 is back elevational view thereof;

FIG. 8 is a front perspective view showing a variation of the hand-held electronic device of FIG. 1;

FIG. 9 is a front elevational view of the hand-held electronic device of FIG. 8;

FIG. 10 is a left elevational view of the hand-held electronic device of FIG. 8;


FIG. 11 is a right elevational view of the hand-held electronic device of FIG. 8;

FIG. 12 is a top plan view of the hand-held electronic device of FIG. 8;

FIG. 13 is a bottom plan view of the hand-held electronic device of FIG. 8; and,

FIG. 14 is a back elevational view of the hand-held electronic device of FIG. 8.

**1 Claim, 10 Drawing Sheets**






FIG. 1

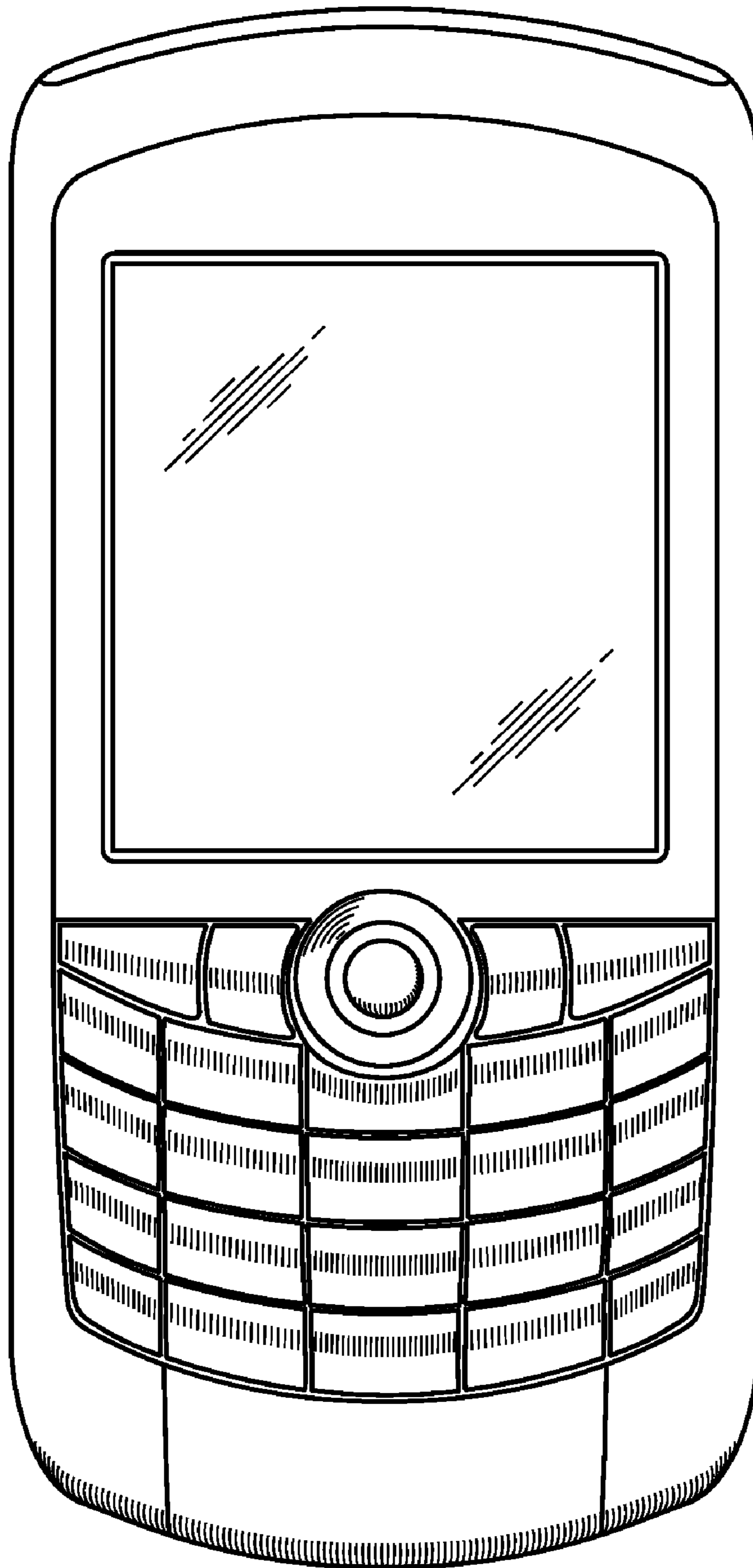





FIG. 2



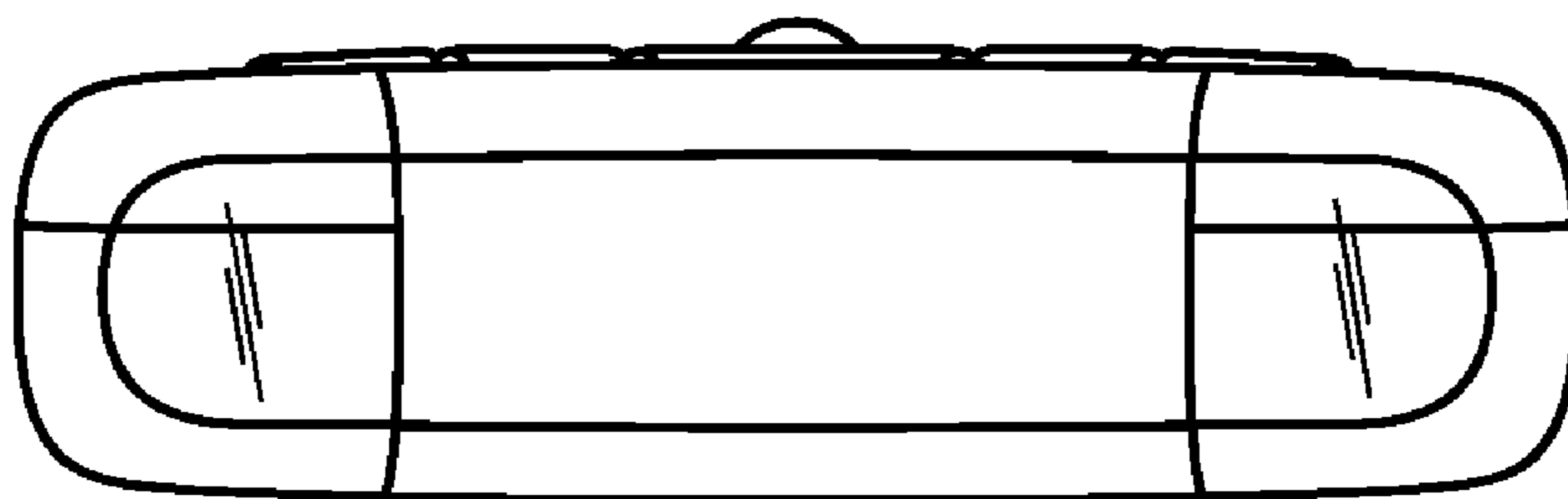
**FIG. 3**



**FIG. 4**



**FIG. 5**



**FIG. 6**




FIG. 7




FIG. 8

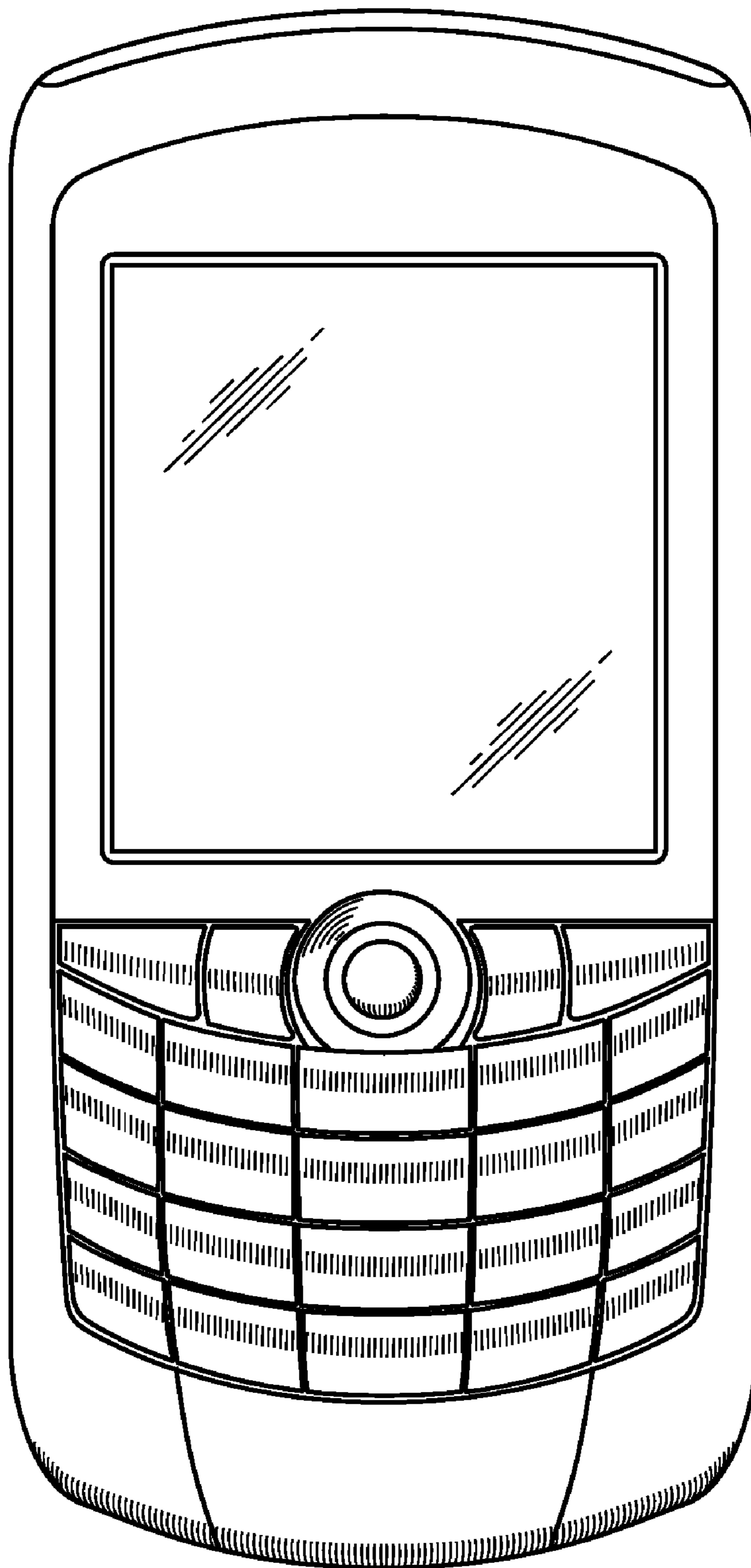

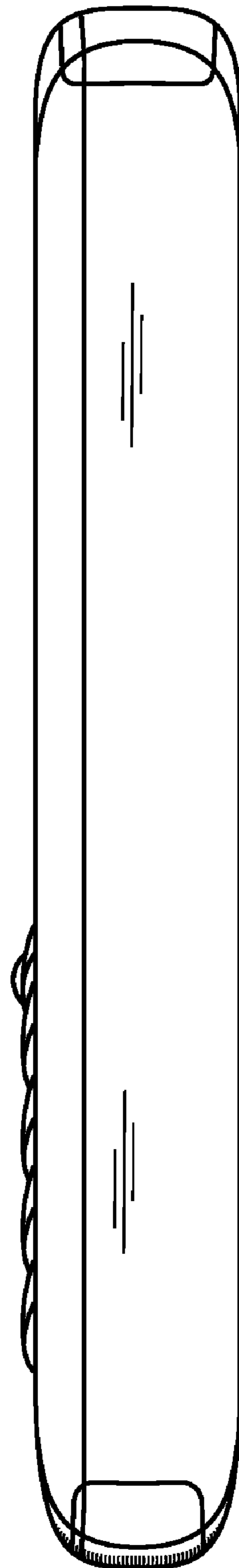


FIG. 9






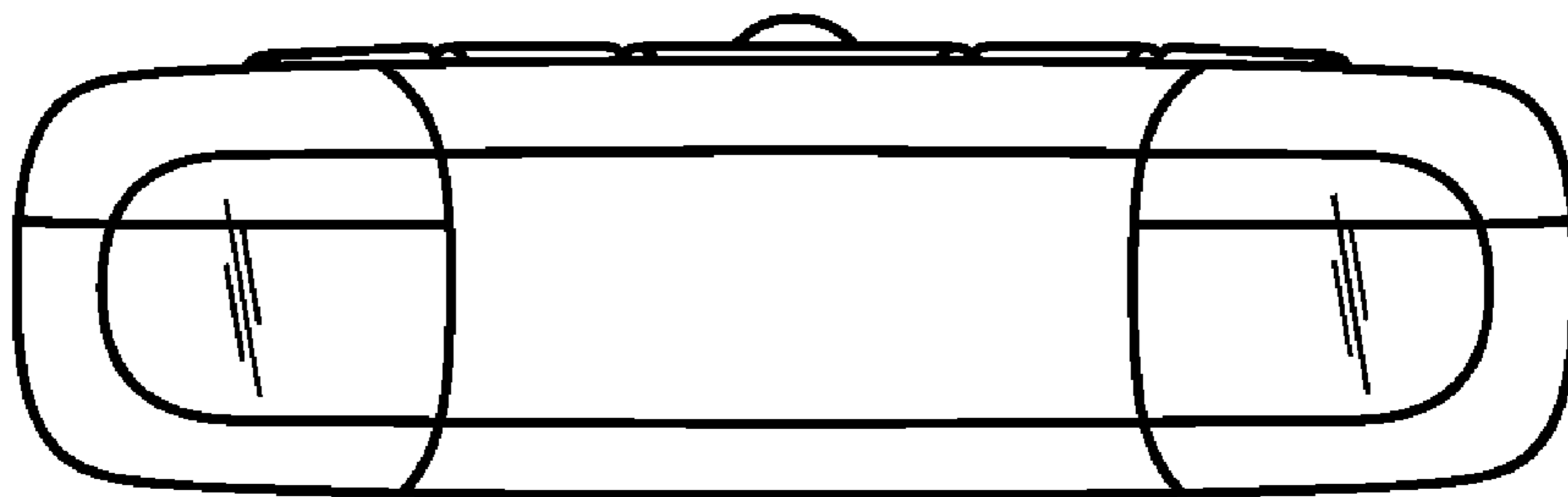
**FIG. 10**



**FIG. 11**



**FIG. 12**



**FIG. 13**




FIG. 14