



US00D556744S

(12) **United States Design Patent**
Katagiri et al.

(10) **Patent No.:** **US D556,744 S**
(45) **Date of Patent:** **** Dec. 4, 2007**

(54) **FIXING BAR FOR MONITOR/TELEVISION**

(75) Inventors: **Ichiro Katagiri**, Tokyo (JP); **Yoshio Kajino**, Tokyo (JP); **Norihiko Yamato**, Tokyo (JP)

(73) Assignee: **Sony Corporation**, Tokyo (JP)

(**) Term: **14 Years**

(21) Appl. No.: **29/241,824**

(22) Filed: **Nov. 2, 2005**

(30) **Foreign Application Priority Data**

May 2, 2005 (JP) D2005-013048

(51) **LOC (8) Cl.** **14-03**

(52) **U.S. Cl.** **D14/239**

(58) **Field of Classification Search** D14/239,
D14/451-454, 224, 316, 375-377, 432, 439,
D14/447-448, 455, 457, 469, 125-134; D8/363,
D8/373, 349, 394; 248/514, 291.1, 125.1,
248/121, 124.1, 125.7, 278.1, 279.1, 276.1,
248/415, 284.1, 286.1, 281.11, 292.11, 181.2,
248/917-921, 126-128, 133, 178.1, 183.1,
248/183.2, 346.01, 346.03, 349.1, 371, 473,
248/474, 512; 348/825, 827, 836, 837;
600/443

See application file for complete search history.

(56) **References Cited**

U.S. PATENT DOCUMENTS

D463,409 S 9/2002 Niitsu

D484,332 S 12/2003 Niitsu
D493,800 S * 8/2004 Pfister et al. D14/451
D497,537 S * 10/2004 O'Keene et al. D8/355
6,820,850 B2 * 11/2004 Coleman 248/346.07
D539,128 S * 3/2007 Ly Hau et al. D8/373
D539,636 S * 4/2007 Bremmon D8/363
D540,154 S * 4/2007 Bremmon D8/363
D540,367 S * 4/2007 Dittmer D16/235
2002/0033436 A1 * 3/2002 Peng et al. 248/284.1
2003/0201372 A1 * 10/2003 Dozier 248/286.1

* cited by examiner

Primary Examiner—Raphael Barkai

Assistant Examiner—Randall H Gholson

(74) *Attorney, Agent, or Firm*—Rader, Fishman & Grauer PLLC

(57) **CLAIM**

The ornamental design for a fixing bar for monitor/television, as shown and described.

DESCRIPTION

FIG. 1 is a front elevational view of a fixing bar for monitor/television showing our new design;
FIG. 2 is a left side elevational view thereof;
FIG. 3 is a right side elevational view thereof;
FIG. 4 is a top plan view thereof; and,
FIG. 5 is a bottom plan view thereof.

Portions of the drawings that are shown as broken lines are for illustrative purpose only and form no part of the claimed design.

1 Claim, 5 Drawing Sheets

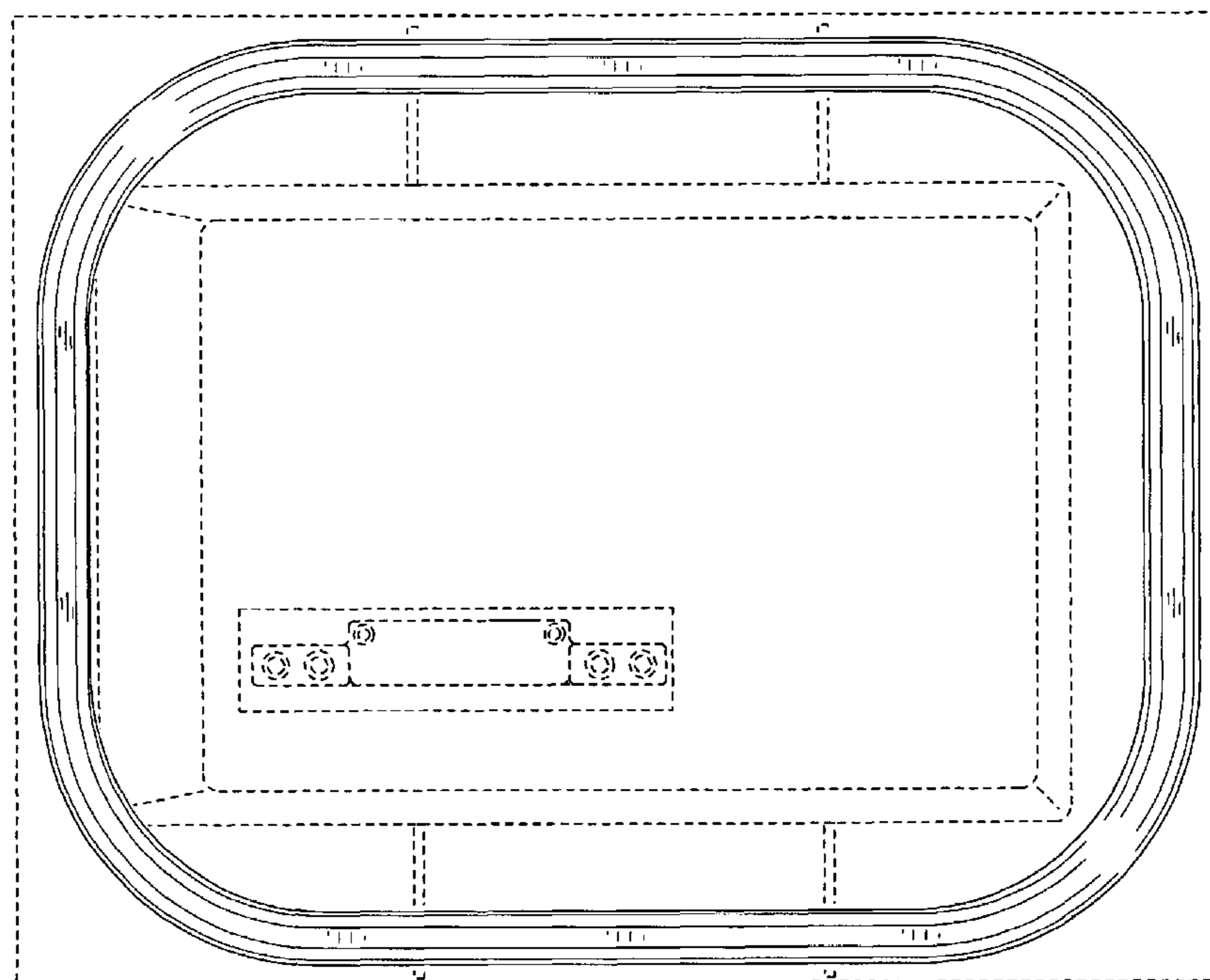


Fig. 1

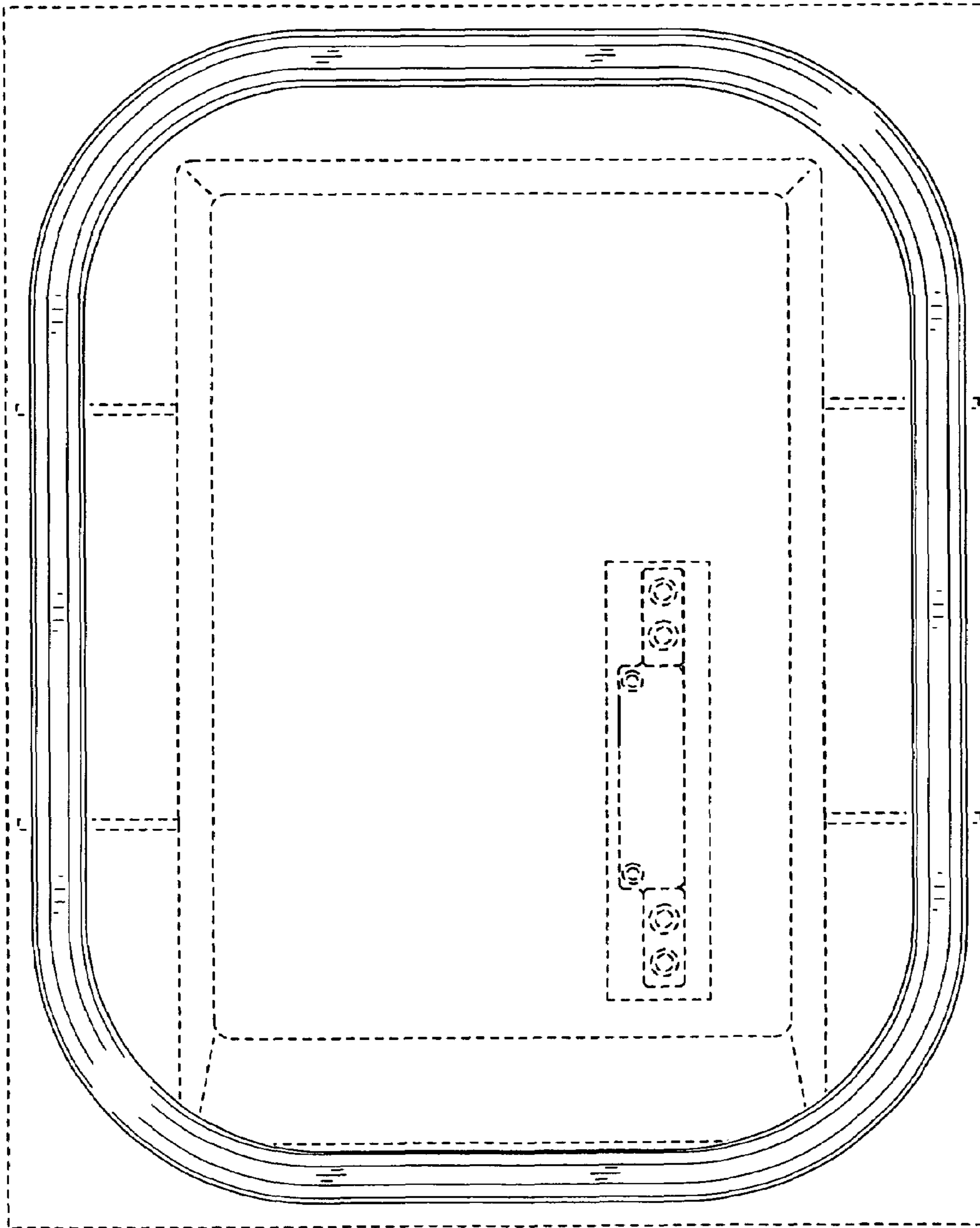


Fig.2

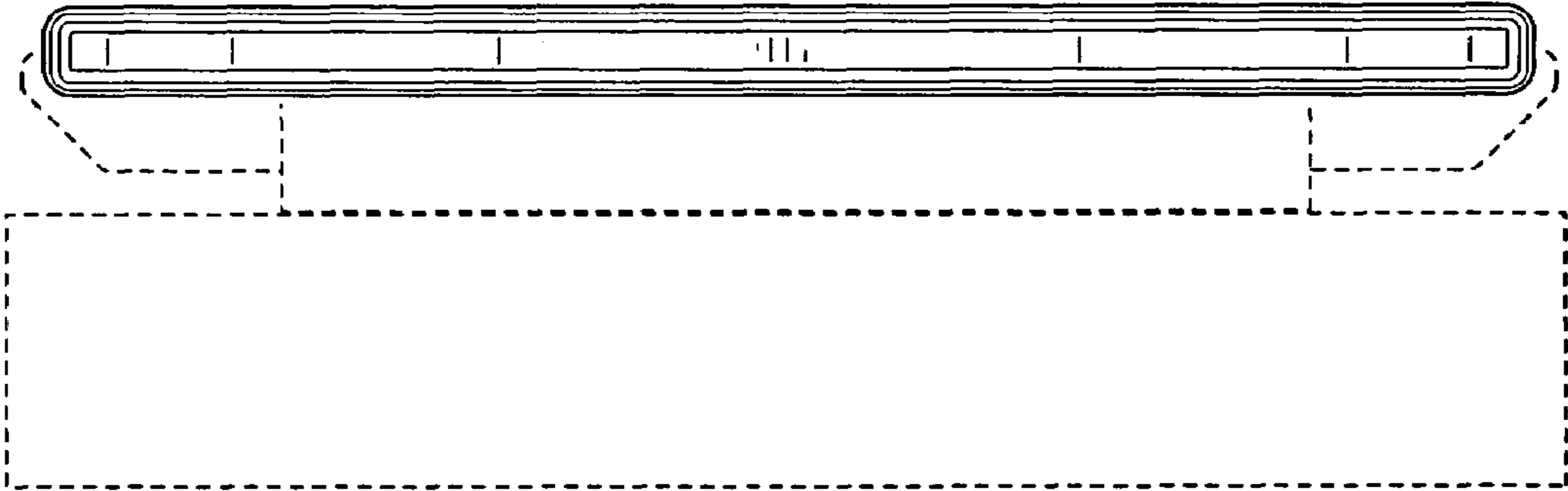


Fig.3

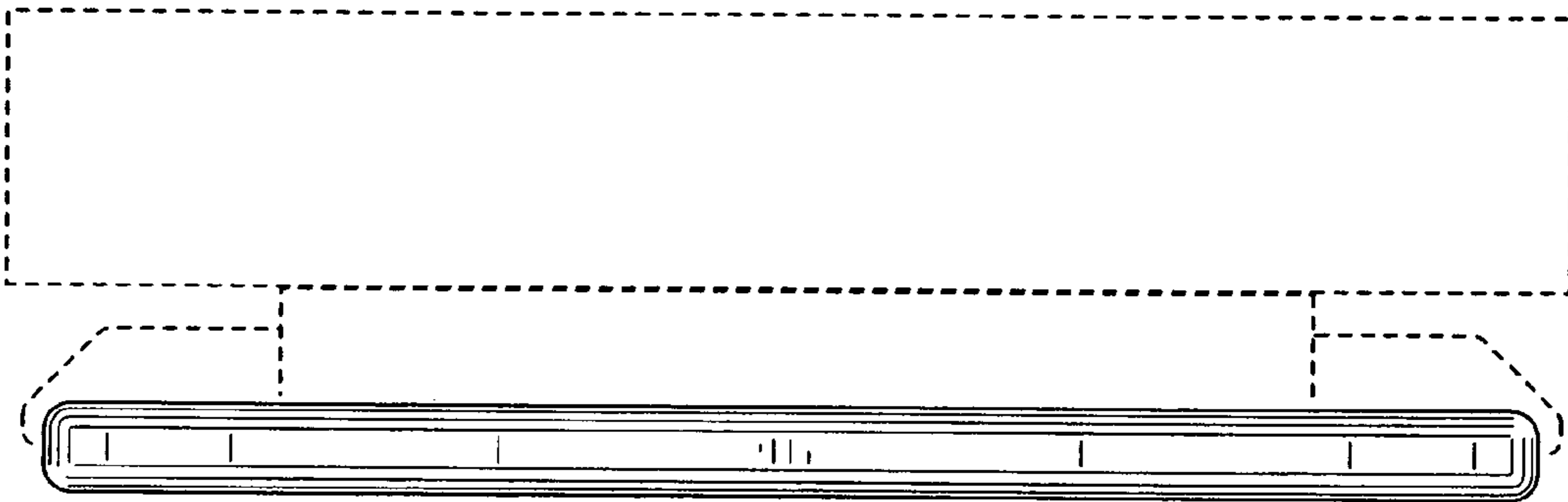


Fig.4

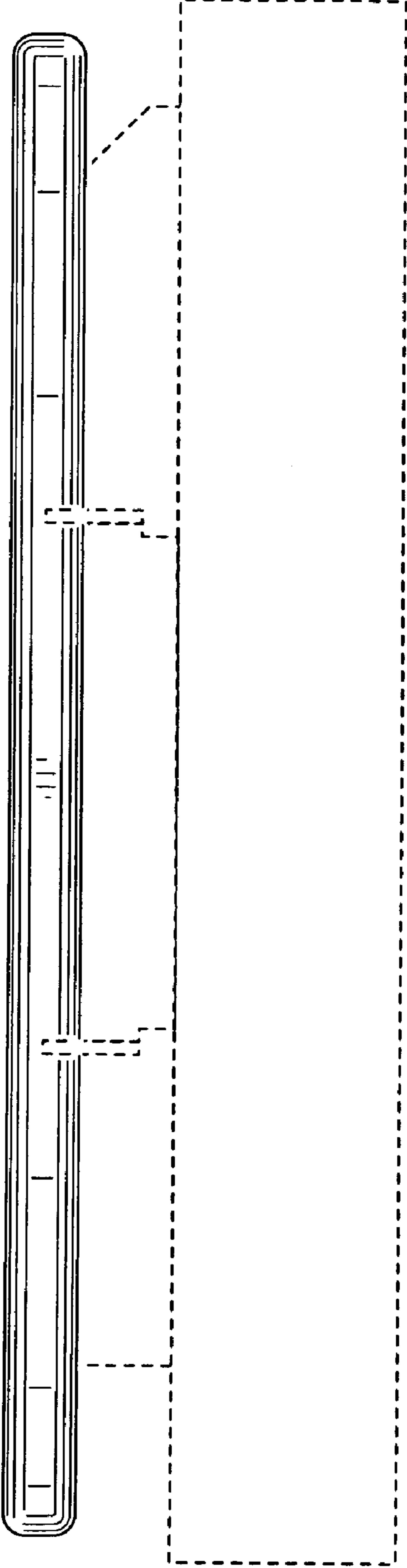


Fig. 5

