



US00D556739S

(12) **United States Design Patent**
Suzuki

(10) **Patent No.:** **US D556,739 S**

(45) **Date of Patent:** **** Dec. 4, 2007**

(54) **AUDIO MIXER**

D535,282 S * 1/2007 Ichikawa et al. D14/188

(75) Inventor: **Toshihide Suzuki**, Hamamatsu (JP)

(73) Assignee: **Yamaha Corporation**, Shizuoka (JP)

(**) Term: **14 Years**

(21) Appl. No.: **29/257,767**

(22) Filed: **Apr. 11, 2006**

(51) **LOC (8) Cl.** **14-01**

(52) **U.S. Cl.** **D14/217**

(58) **Field of Classification Search** D14/156,
D14/162, 167, 168, 188, 196-198, 217, 257,
D14/258; D13/163, 164; 84/625, 660, 697;
381/118-120, 334; 455/350, 347
See application file for complete search history.

(56) **References Cited**

U.S. PATENT DOCUMENTS

D261,652 S *	11/1981	Deschamps	D14/197
D325,580 S *	4/1992	Ito et al.	D14/217
D408,820 S *	4/1999	Ito et al.	D14/217
D453,327 S *	2/2002	Takita et al.	D14/217
D455,731 S *	4/2002	Mackie et al.	D14/217
D482,689 S *	11/2003	Goto	D14/392
D490,800 S *	6/2004	Kitazawa	D14/217
D491,554 S *	6/2004	Amiya	D14/217
D511,767 S *	11/2005	Ishizaki et al.	D14/217
D532,774 S *	11/2006	Dawson	D14/217

OTHER PUBLICATIONS

Yamaha, "EMX5014C", <http://www.yamaha.com>, Jun. 18, 2007, 2pgs.*

* cited by examiner

Primary Examiner—Mitchell Siegel

Assistant Examiner—Keli' L. Acker

(74) *Attorney, Agent, or Firm*—Sughrue Mion Pllc.

(57) **CLAIM**

The ornamental design for an audio mixer, as shown and described.

DESCRIPTION

FIG. 1 is a perspective view of the top, front and right side of an audio mixer showing my new design;

FIG. 2 is a front elevational view thereof;

FIG. 3 is a rear elevational view thereof;

FIG. 4 is a top plan view thereof;

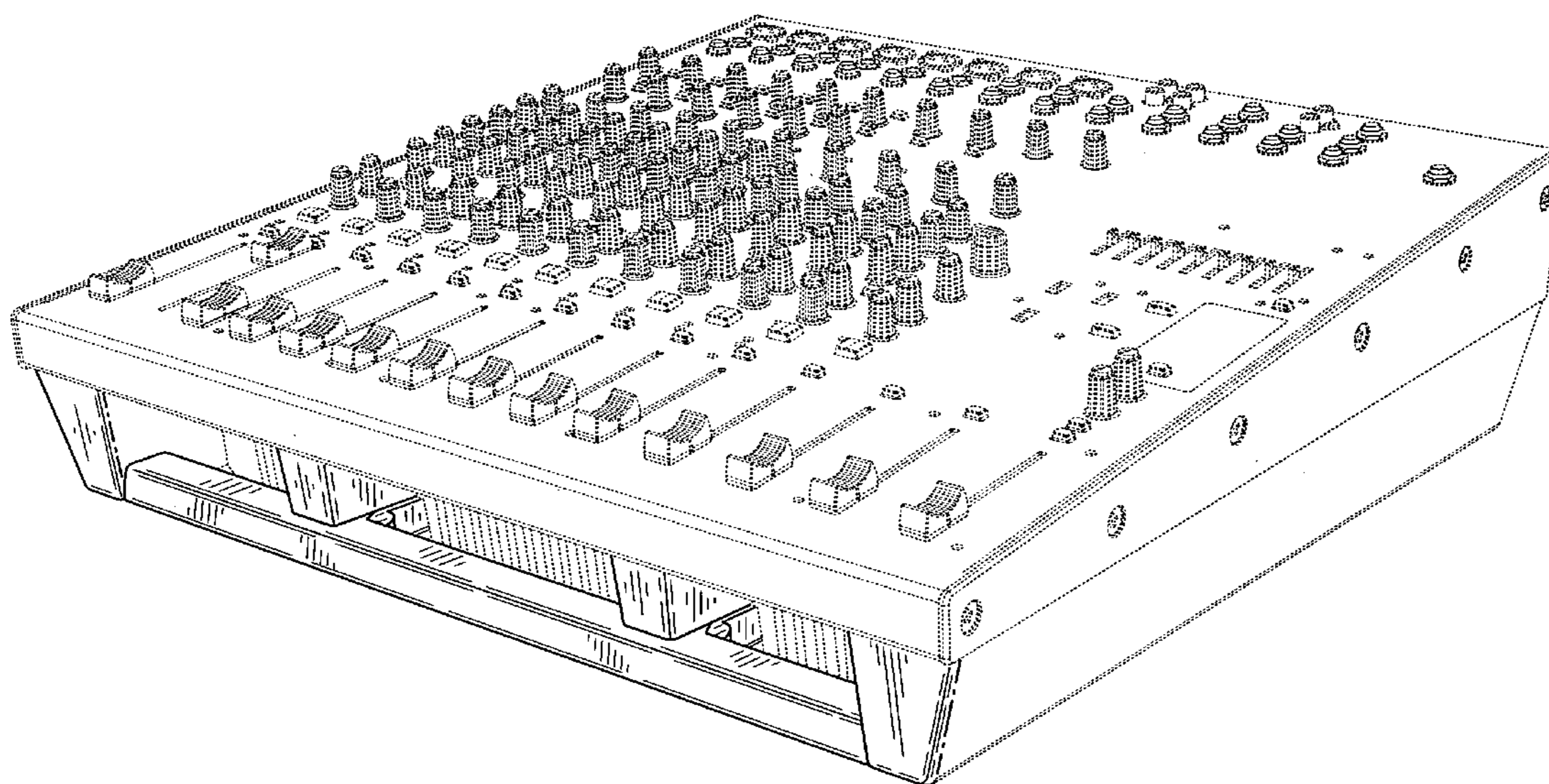
FIG. 5 is a left side elevational view thereof;

FIG. 6 is a right side elevational view thereof; and,

FIG. 7 is a bottom plan view thereof.

The broken lines immediately adjacent the shaded areas represent the bounds of the claimed design while all other broken lines are directed to environment and are for illustrative purposes only; the broken lines form no part of the claimed design.

1 Claim, 5 Drawing Sheets



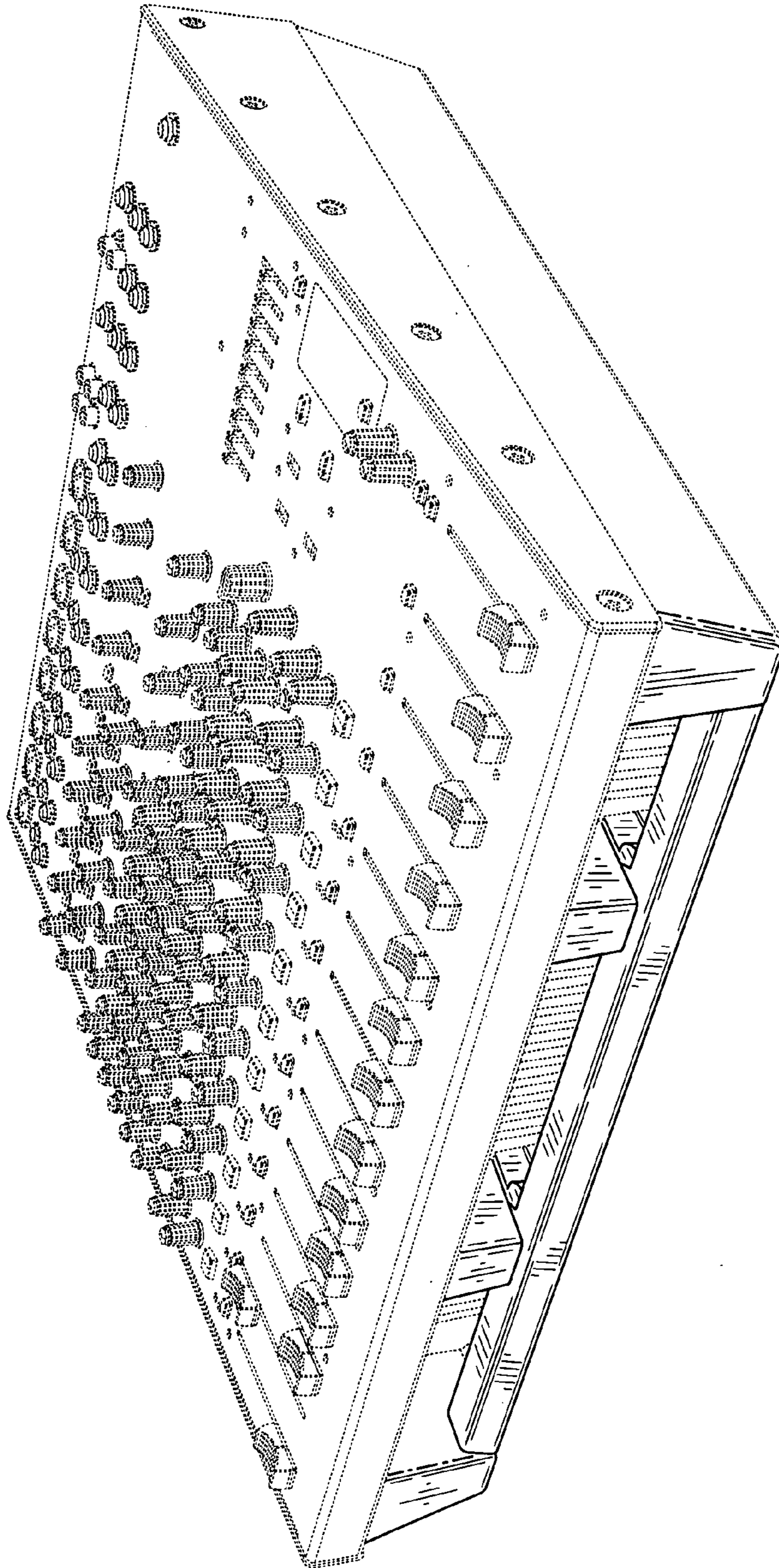


FIG. 1

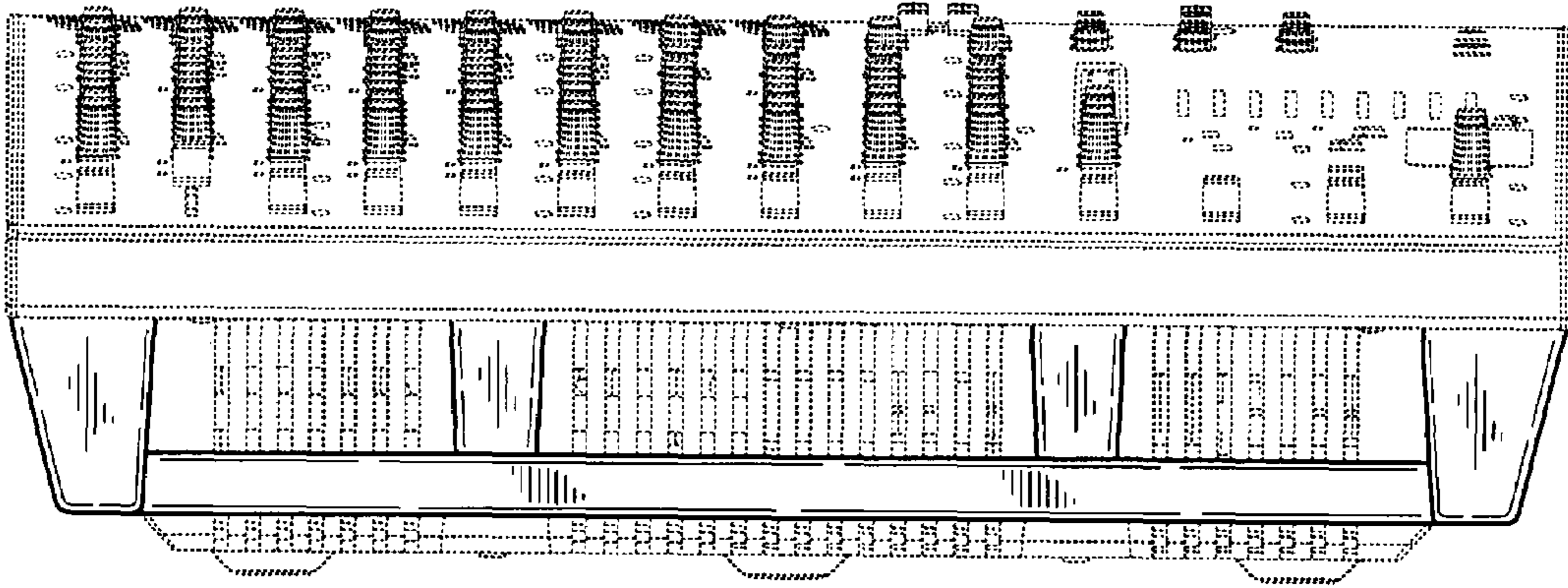


FIG. 2

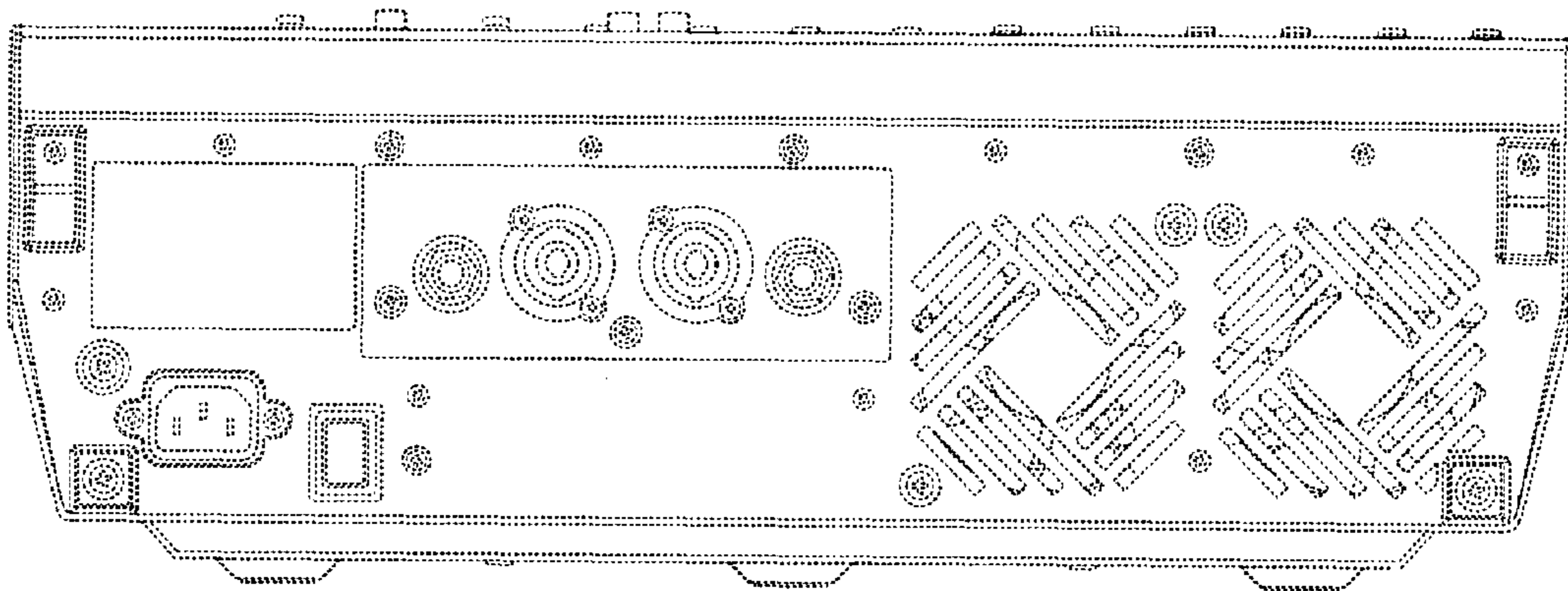


FIG. 3

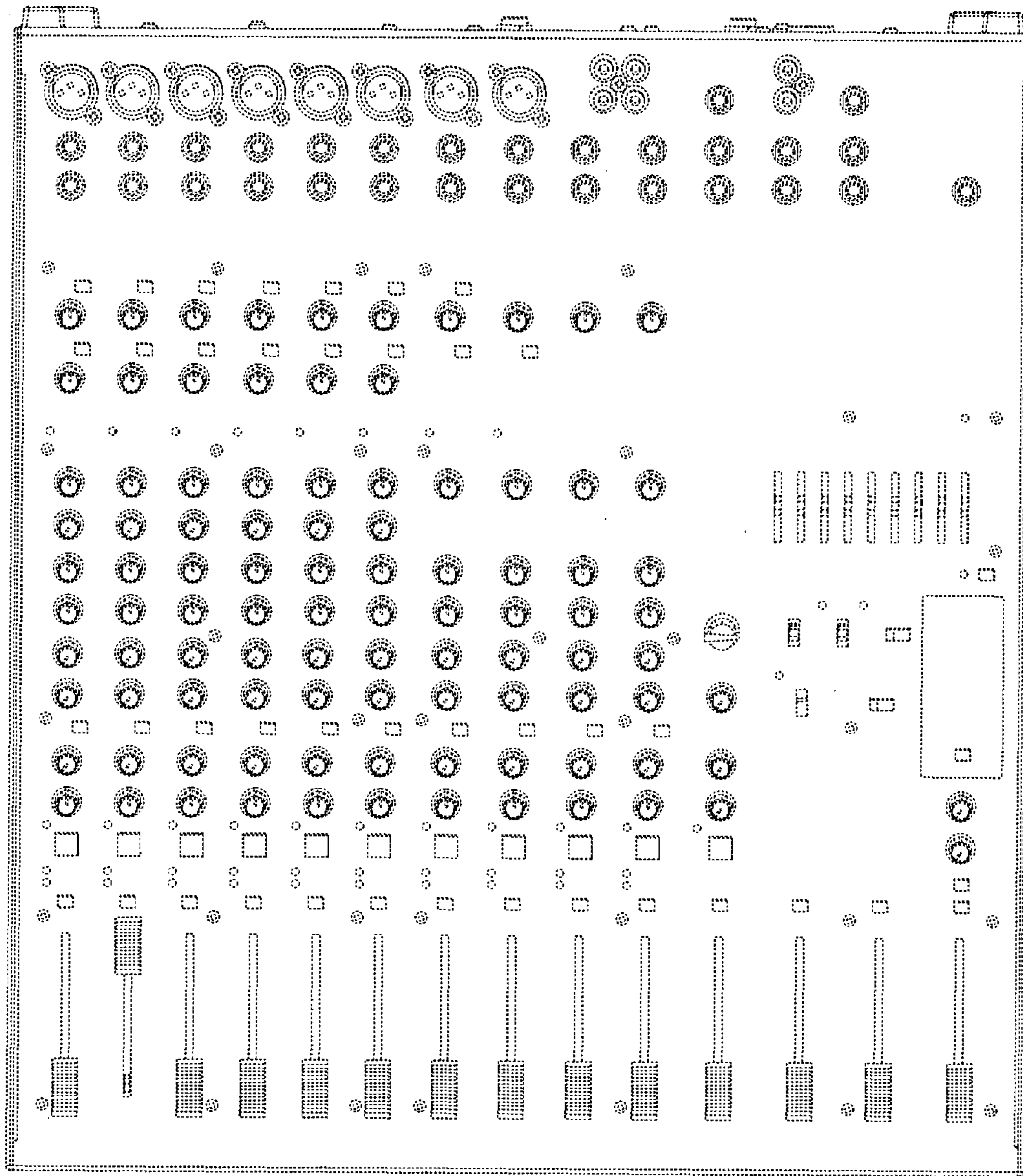


FIG. 4

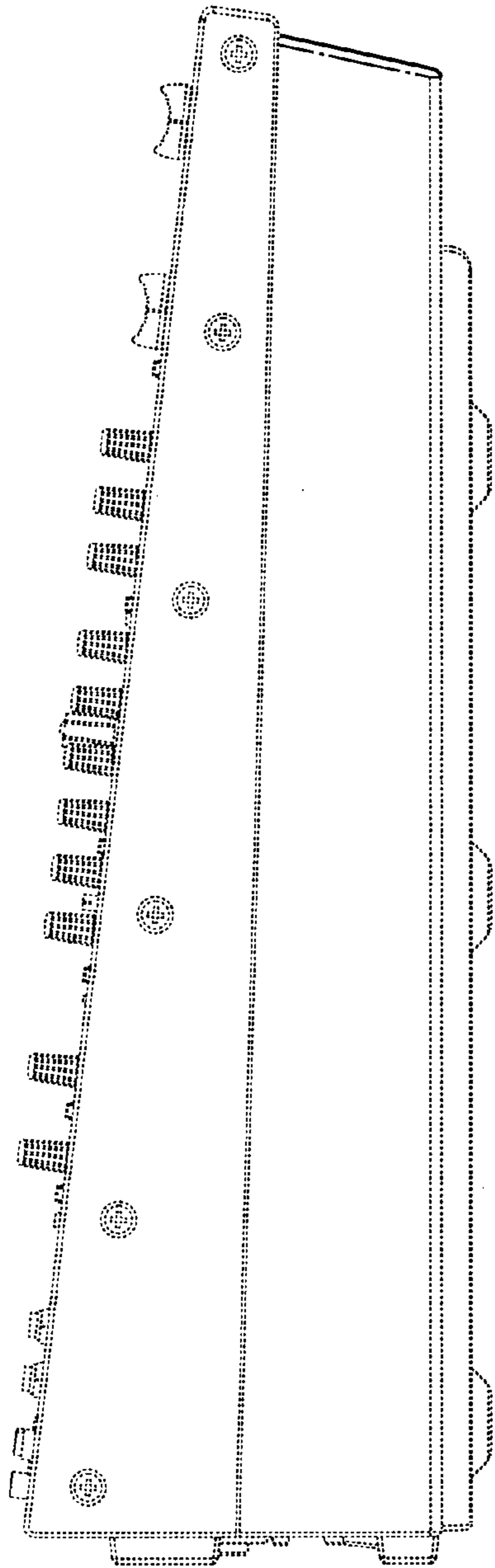


FIG. 5

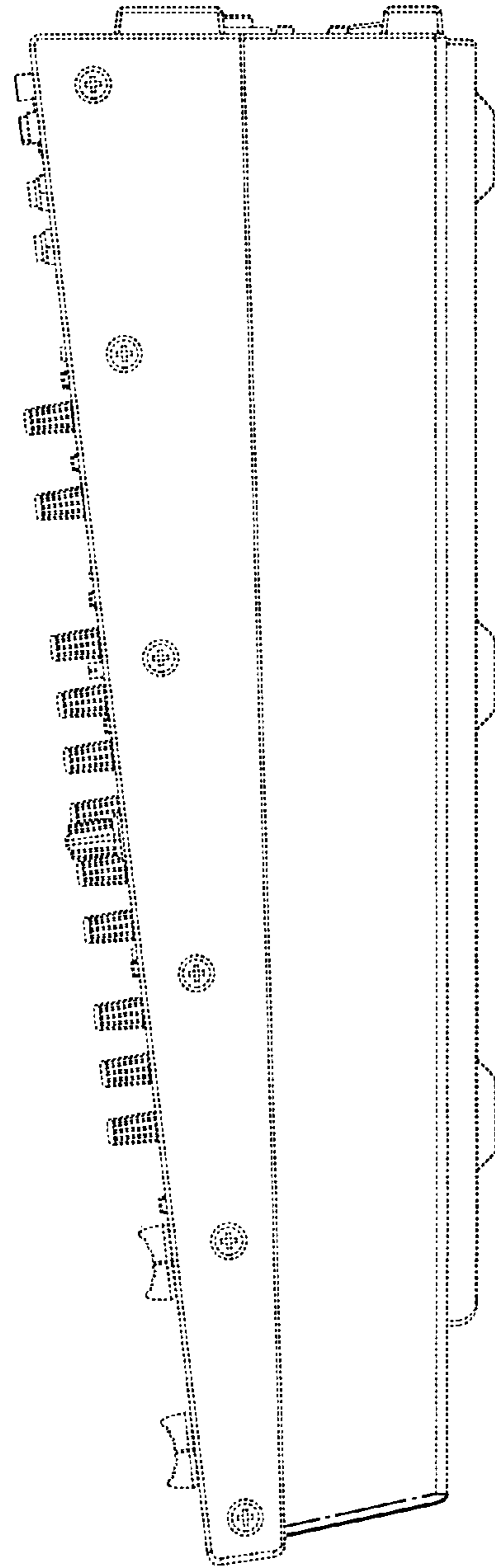


FIG. 6

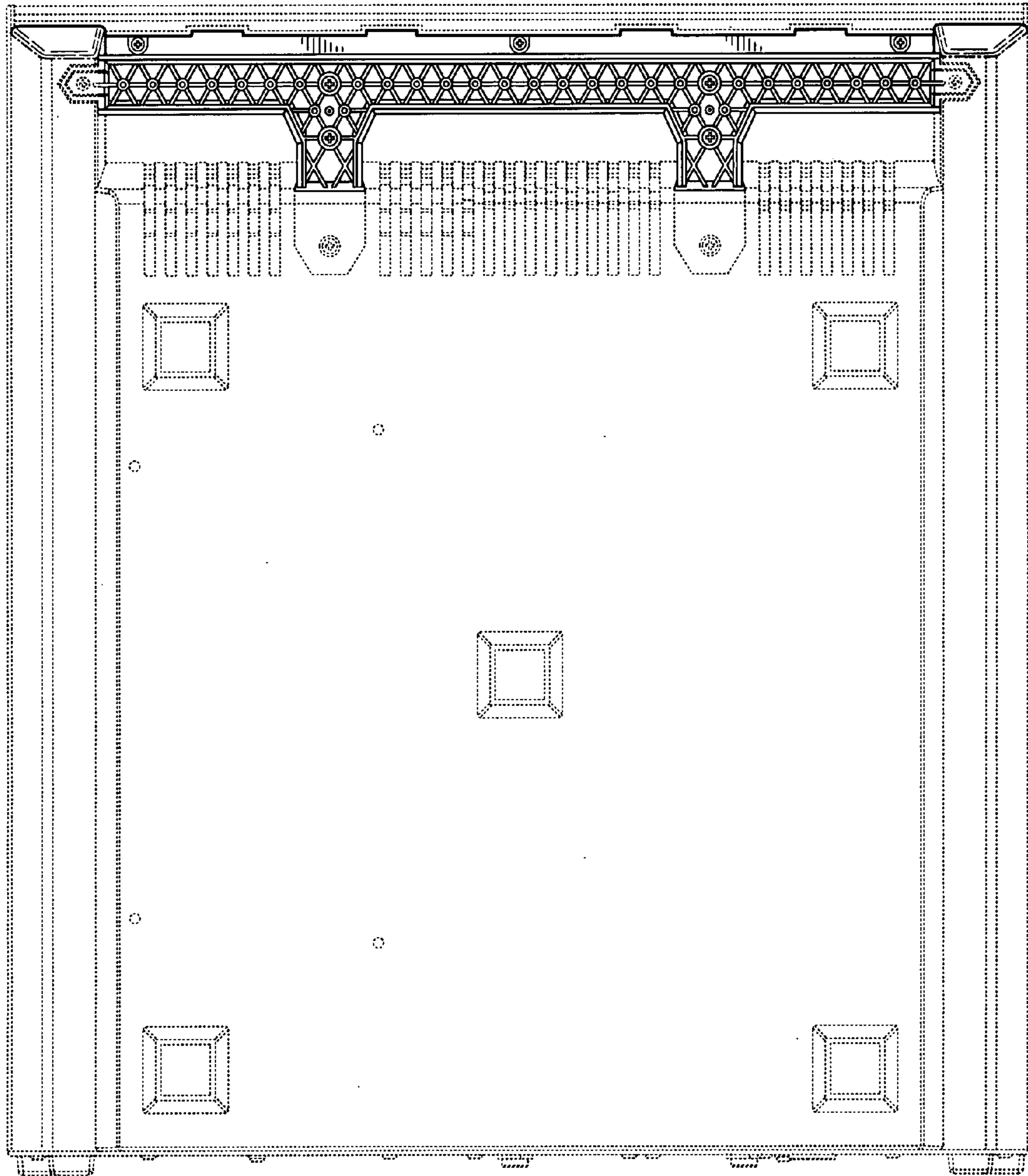


FIG. 7

UNITED STATES PATENT AND TRADEMARK OFFICE
CERTIFICATE OF CORRECTION

PATENT NO. : Des. 556,739 S
APPLICATION NO. : 29/257767
DATED : December 4, 2007
INVENTOR(S) : Toshihide Suzuki

Page 1 of 1

It is certified that error appears in the above-identified patent and that said Letters Patent is hereby corrected as shown below:

Title Page;
Please add the FOREIGN APPLICATION PRIORITY DATA to the face of the patent as follows:

(30) Foreign Application Priority Data
October 19, 2005 (JP)2005-030566

Signed and Sealed this

Sixth Day of May, 2008



JON W. DUDAS
Director of the United States Patent and Trademark Office