



US00D556735S

(12) **United States Design Patent**  
**Yeo**

(10) **Patent No.:** **US D556,735 S**

(45) **Date of Patent:** **\*\* Dec. 4, 2007**

(54) **EAR PHONE**

(75) Inventor: **In-Young Yeo**, Seoul (KR)

(73) Assignee: **Samsung Electronics Co., Ltd.**,  
Suwon-Si (KR)

(\*\*) Term: **14 Years**

(21) Appl. No.: **29/264,119**

(22) Filed: **Aug. 4, 2006**

(30) **Foreign Application Priority Data**

Feb. 10, 2006 (KR) ..... 30-2006-0005025

(51) **LOC (8) Cl.** ..... **14-01**

(52) **U.S. Cl.** ..... **D14/206**

(58) **Field of Classification Search** ..... D14/188,  
D14/192, 205-206, 223; D24/174; 181/129,  
181/130; 381/183, 187, 151, 379, 370, 374,  
381/375, 376, 377, 378, 380, 381, 385; 379/430  
See application file for complete search history.

(56) **References Cited**

**U.S. PATENT DOCUMENTS**

D284,859 S \* 7/1986 Okada ..... D14/192  
D326,653 S \* 6/1992 Hino ..... D14/192  
D460,749 S \* 7/2002 Liu ..... D14/206

6,771,790 B2 \* 8/2004 Liu ..... 381/385  
D510,085 S \* 9/2005 Suzuki ..... D14/223  
D542,267 S \* 5/2007 Cha et al. .... D14/206

\* cited by examiner

*Primary Examiner*—Paula A. Greene

(74) *Attorney, Agent, or Firm*—Staas & Halsey LLP

(57) **CLAIM**

The ornamental design for an ear phone, as shown and described.

**DESCRIPTION**

FIG. 1 is a perspective view of an ear phone according to my new design;

FIG. 2 is a front elevational view thereof;

FIG. 3 is a rear elevational view thereof;

FIG. 4 is a left side elevational view thereof;

FIG. 5 is a right side elevational view thereof;

FIG. 6 is a top plan view thereof; and,

FIG. 7 is a bottom plan view thereof.

The surface(s) or portion(s) of the article not shown in the drawing or described in the specification form(s) no part of the claimed design.

**1 Claim, 6 Drawing Sheets**

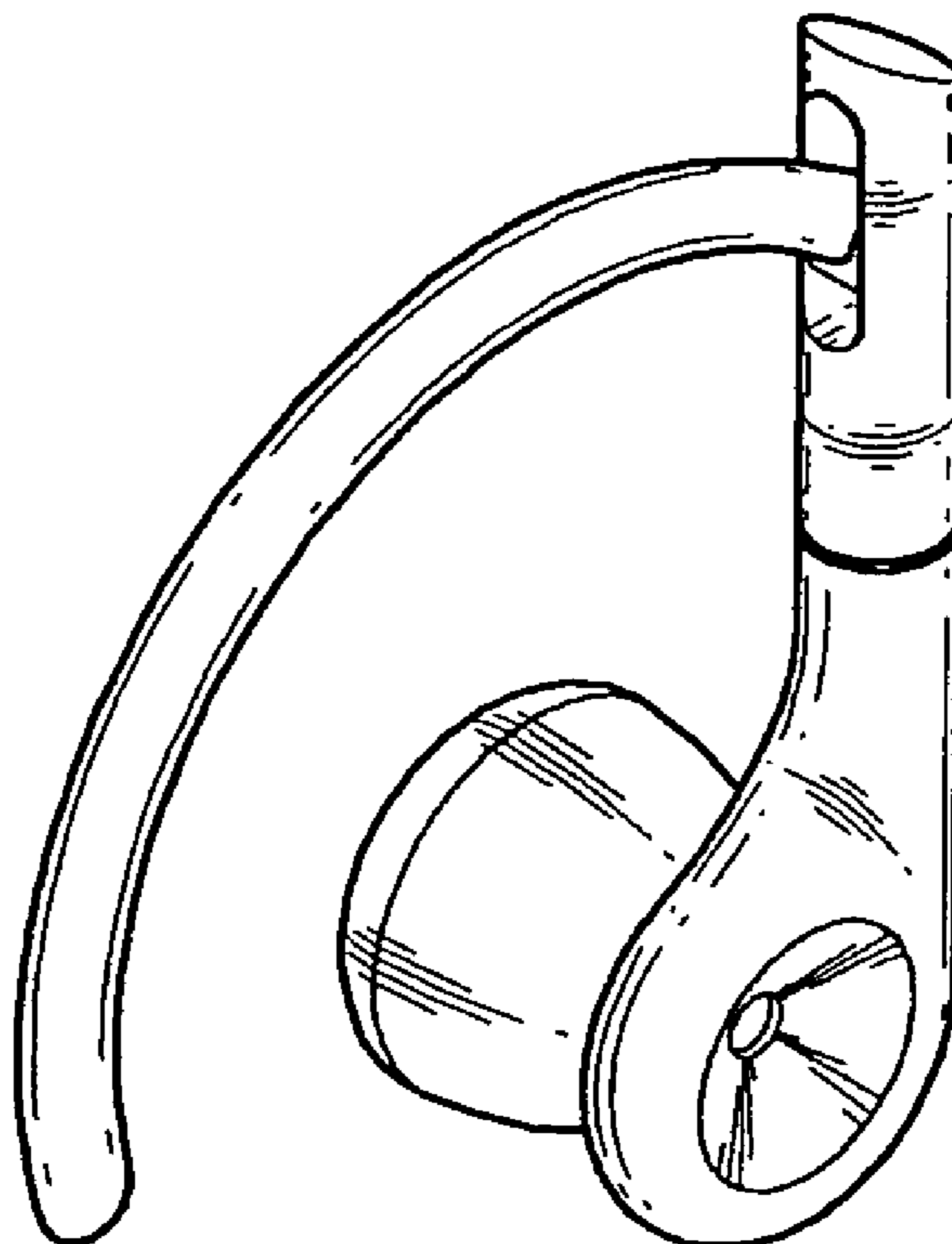


FIG. 1

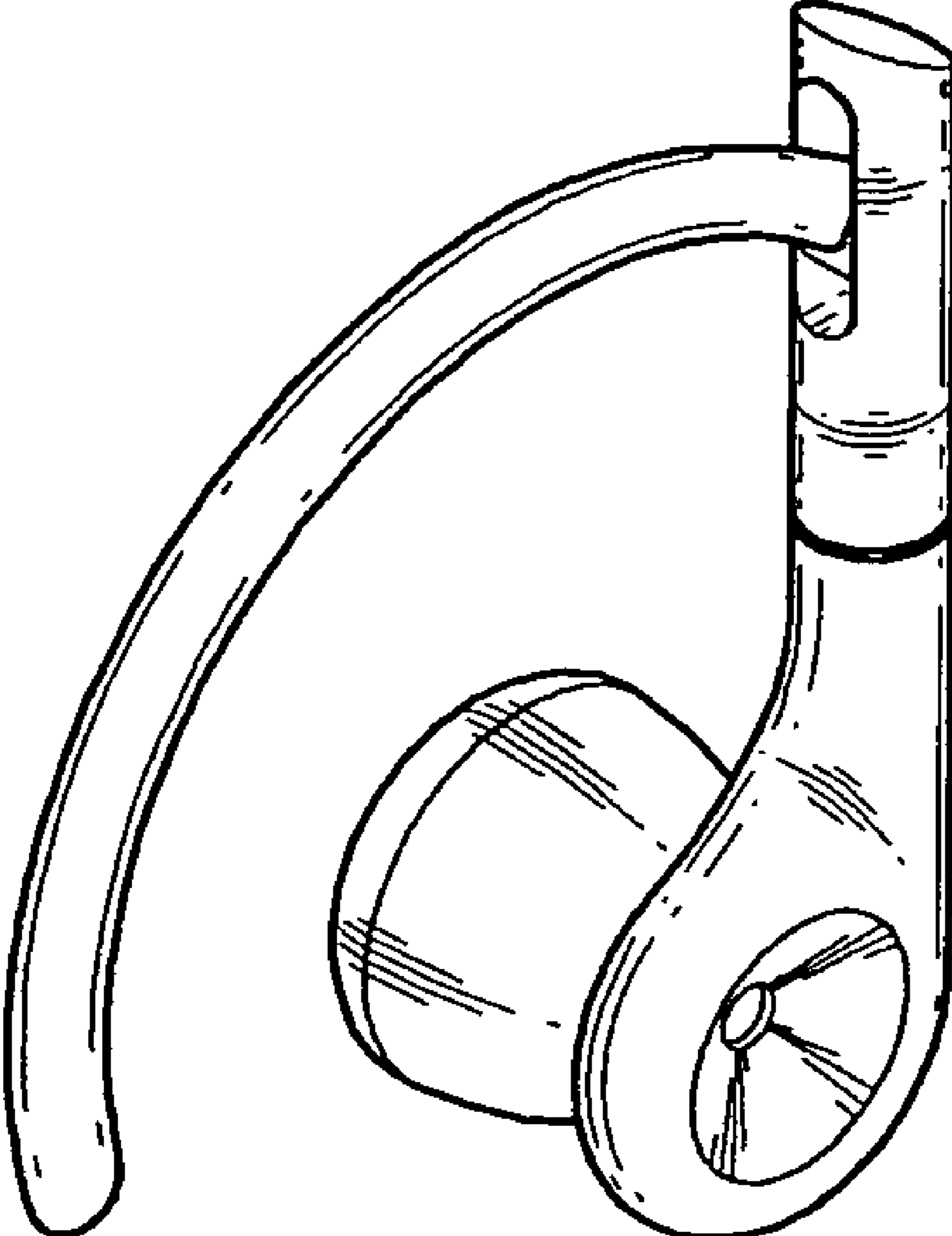
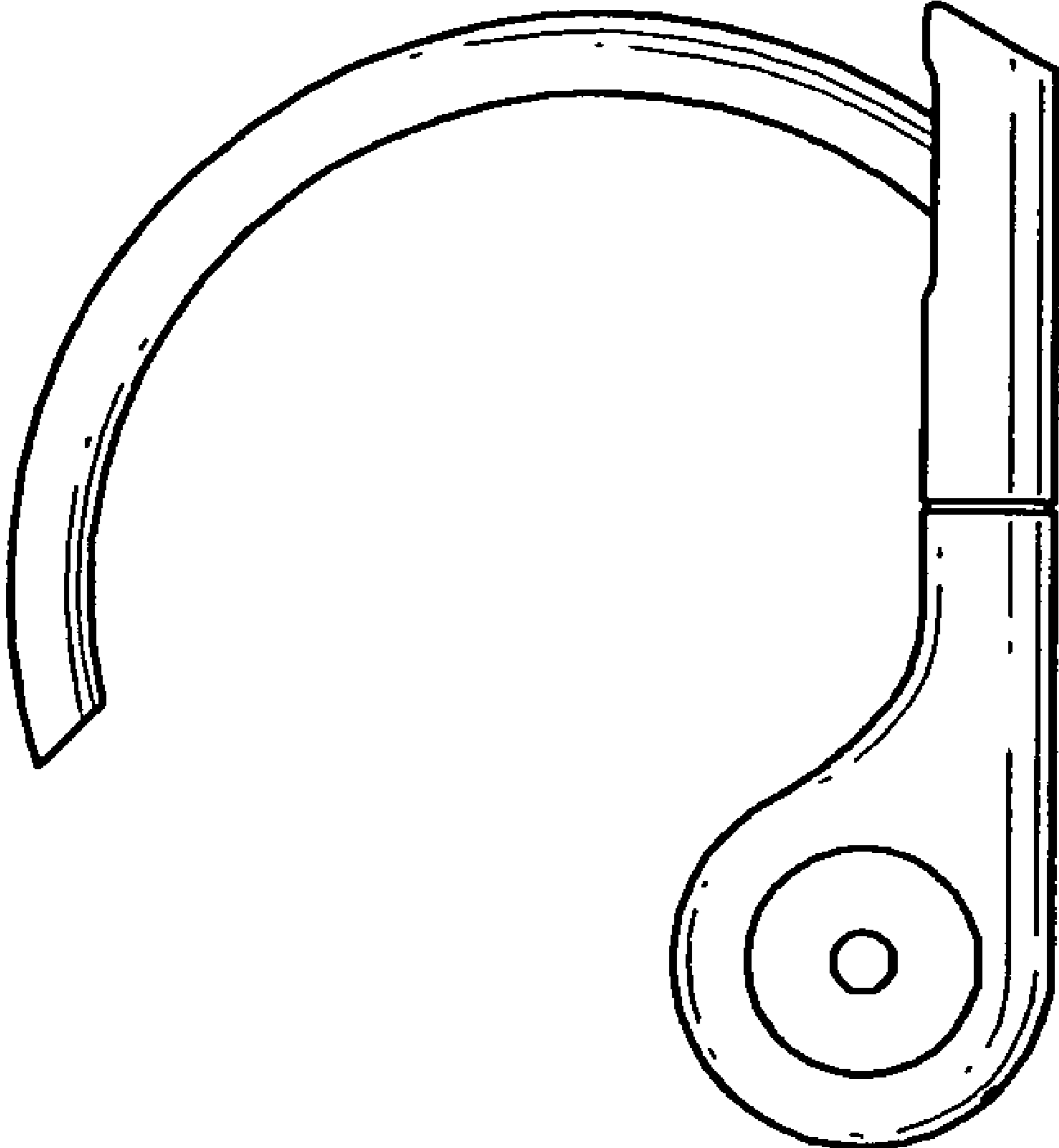


FIG.2



# FIG. 3

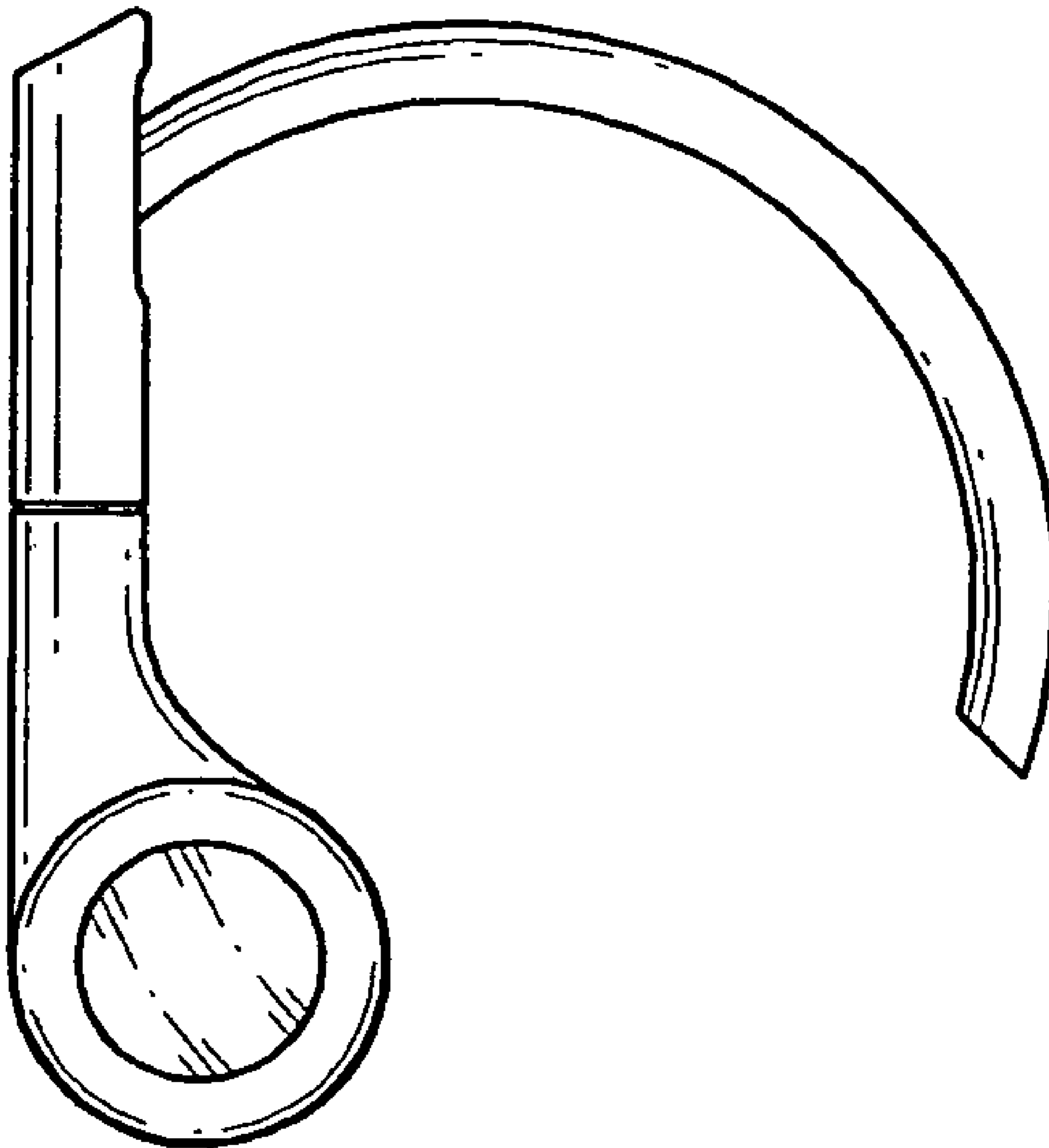
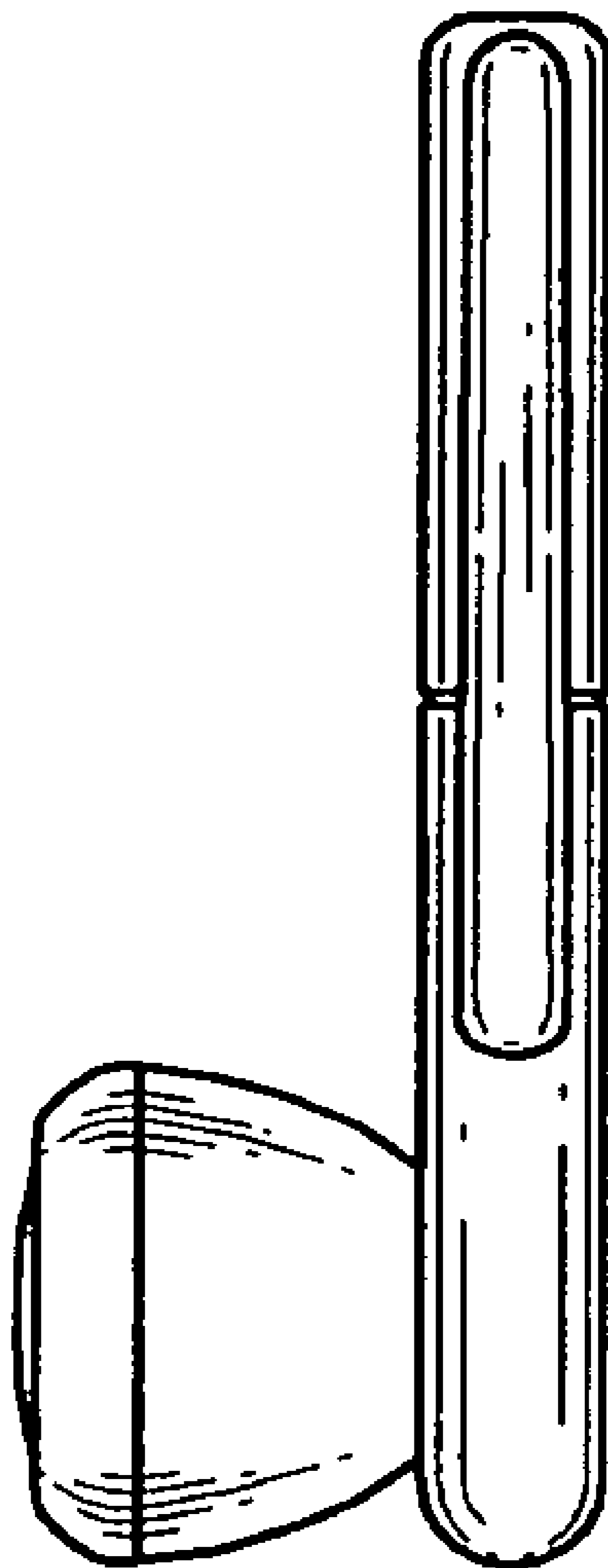


FIG. 4



# FIG. 5




FIG.6




FIG.7

