

US00D556729S

(12) **United States Design Patent**
Masashi et al.

(10) **Patent No.:** **US D556,729 S**
(45) **Date of Patent:** **** Dec. 4, 2007**

(54) **CORDLESS TELEPHONE BASE STATION**

D457,870 S * 5/2002 Toyoshima et al. D14/150
D464,035 S * 10/2002 Nam D14/151
D500,482 S * 1/2005 Shibata et al. D14/140.11

(75) Inventors: **Furuno Masashi**, Kadoma (JP);
Sakamoto Masaharu, Kadoma (JP);
Kawano Takanori, Kadoma (JP)

* cited by examiner

(73) Assignee: **Matsushita Electric Industrial Co., Ltd.**, Osaka (JP)

Primary Examiner—Terry A Wallace
(74) *Attorney, Agent, or Firm*—Brinks Hofer Gilson & Lione

(**) Term: **14 Years**

(57) **CLAIM**

(21) Appl. No.: **29/259,981**

We claim the ornamental design for a cordless telephone base station, as shown and described.

(22) Filed: **May 18, 2006**

(30) **Foreign Application Priority Data**

DESCRIPTION

Dec. 14, 2005 (JP) 2005-036811

FIG. 1 is a top perspective view of a cordless telephone base station of the present invention;

(51) **LOC (8) Cl.** **14-03**

FIG. 2 is a front view thereof;

(52) **U.S. Cl.** **D14/151**

FIG. 3 is a top view thereof;

(58) **Field of Classification Search** D14/130,
D14/138, 140, 142–144, 147–151, 243, 251–253,
D14/329, 330; 455/550.1–90.3; 379/388.01–390.1,
379/428.01–428.04, 435, 436, 447, 454
See application file for complete search history.

FIG. 4 is a bottom view thereof;

FIG. 5 is a first side view thereof;

FIG. 6 is a second side view thereof; and,

FIG. 7 is a rear view thereof.

(56) **References Cited**

A recess in the front left corner is a holder for holding a handset upright.

U.S. PATENT DOCUMENTS

The ornamental design which is claimed is shown in solid lines in the drawings. Any broken lines in the drawings are for illustrative purposes only and form no part of the claimed design.

D320,983 S 10/1991 Grinyer
D370,911 S * 6/1996 Mo D14/149
5,577,118 A * 11/1996 Sasaki et al. 379/428.03
6,038,314 A * 3/2000 Dynie et al. 379/435
D438,524 S * 3/2001 Batson et al. D14/151
D455,727 S 4/2002 Hillenmayer

1 Claim, 3 Drawing Sheets

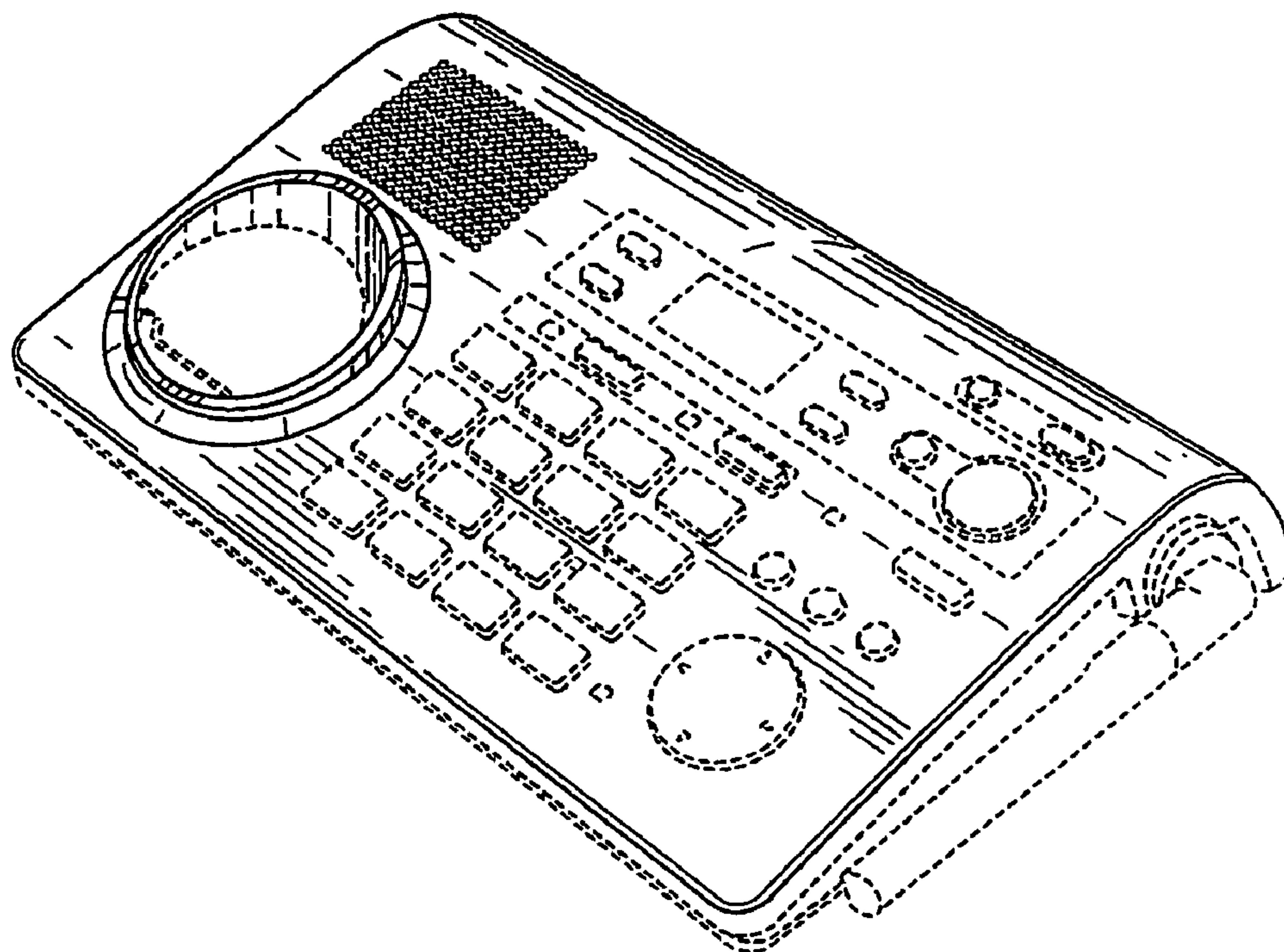


FIG. 1

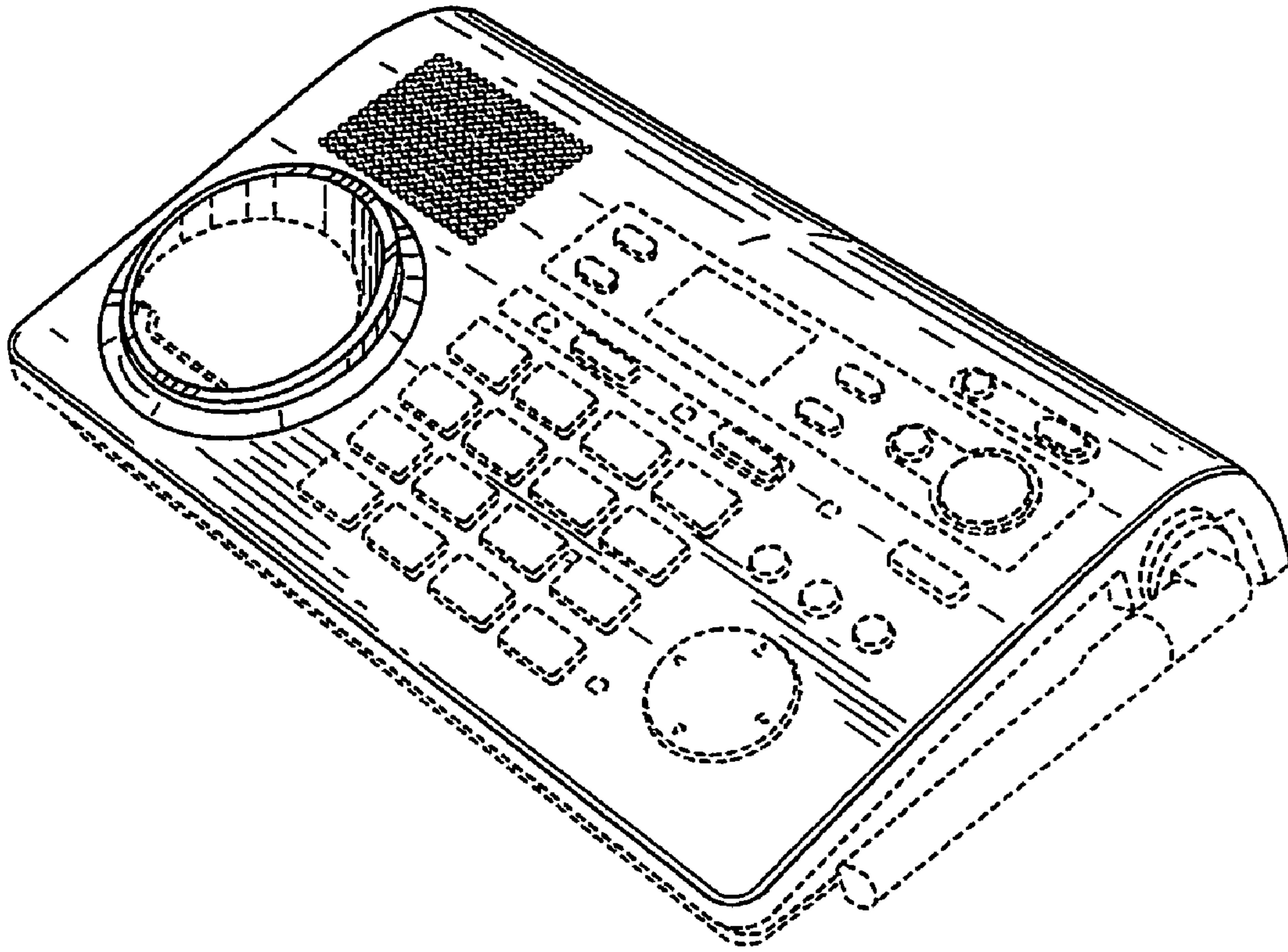


FIG. 2

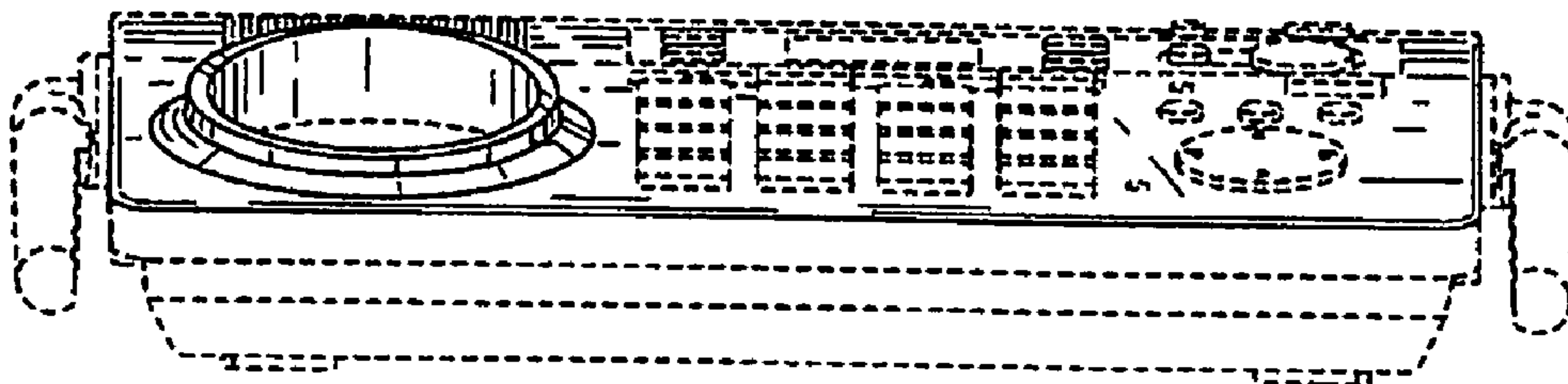


FIG.3

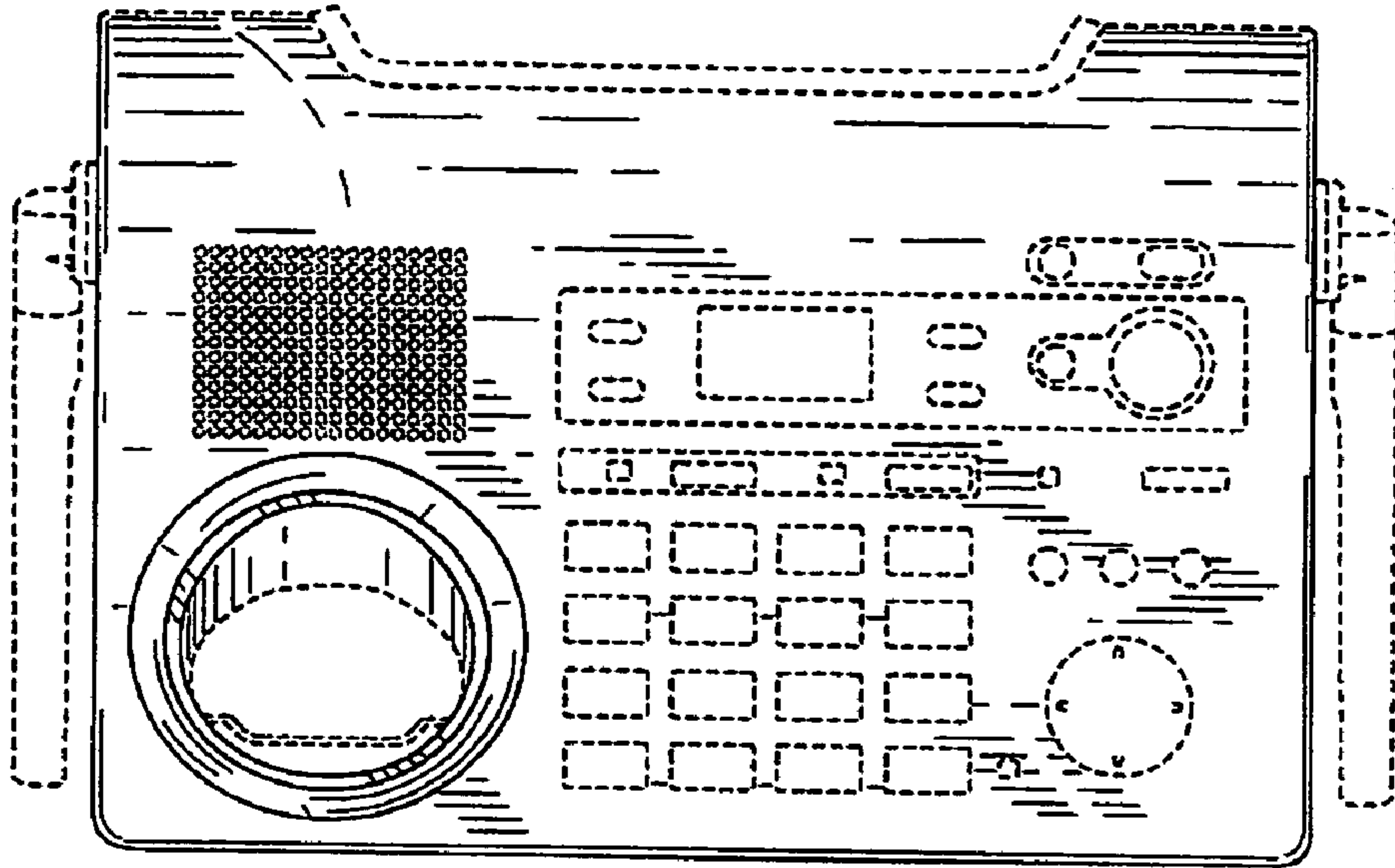


FIG.4




FIG.5

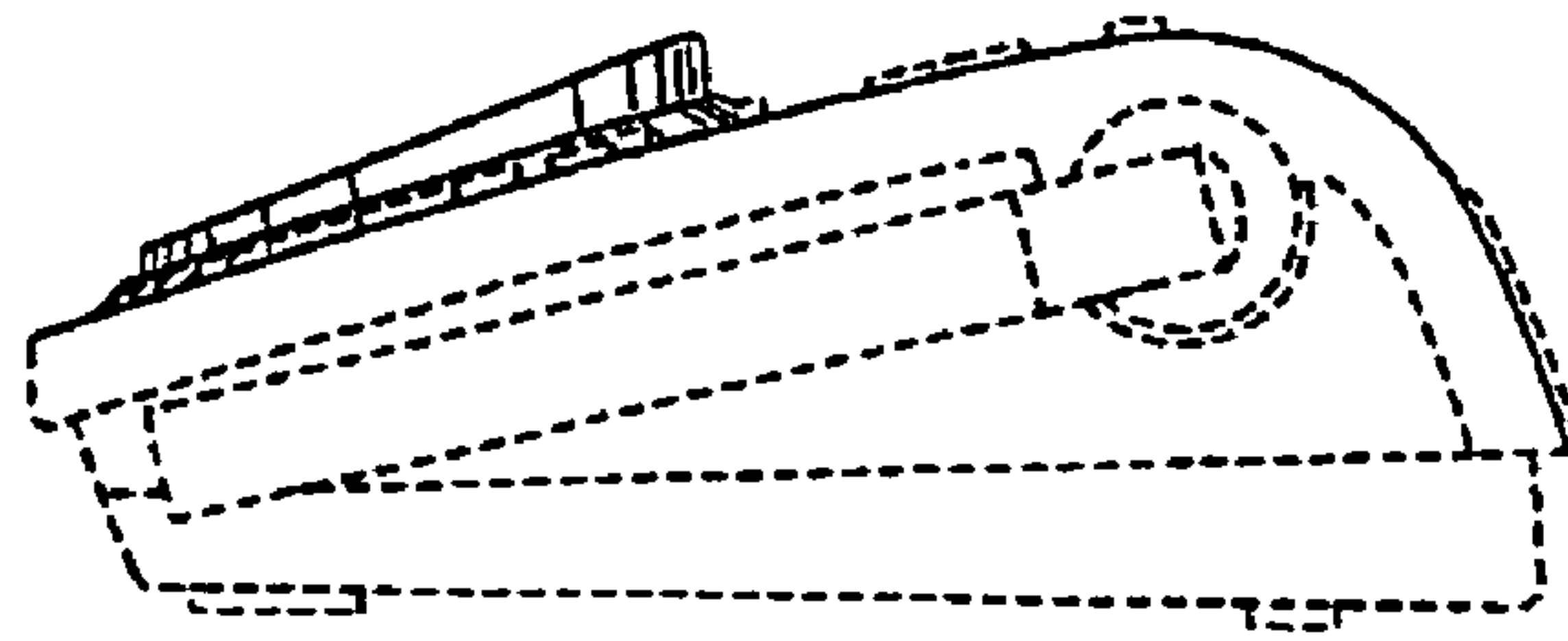


FIG.6

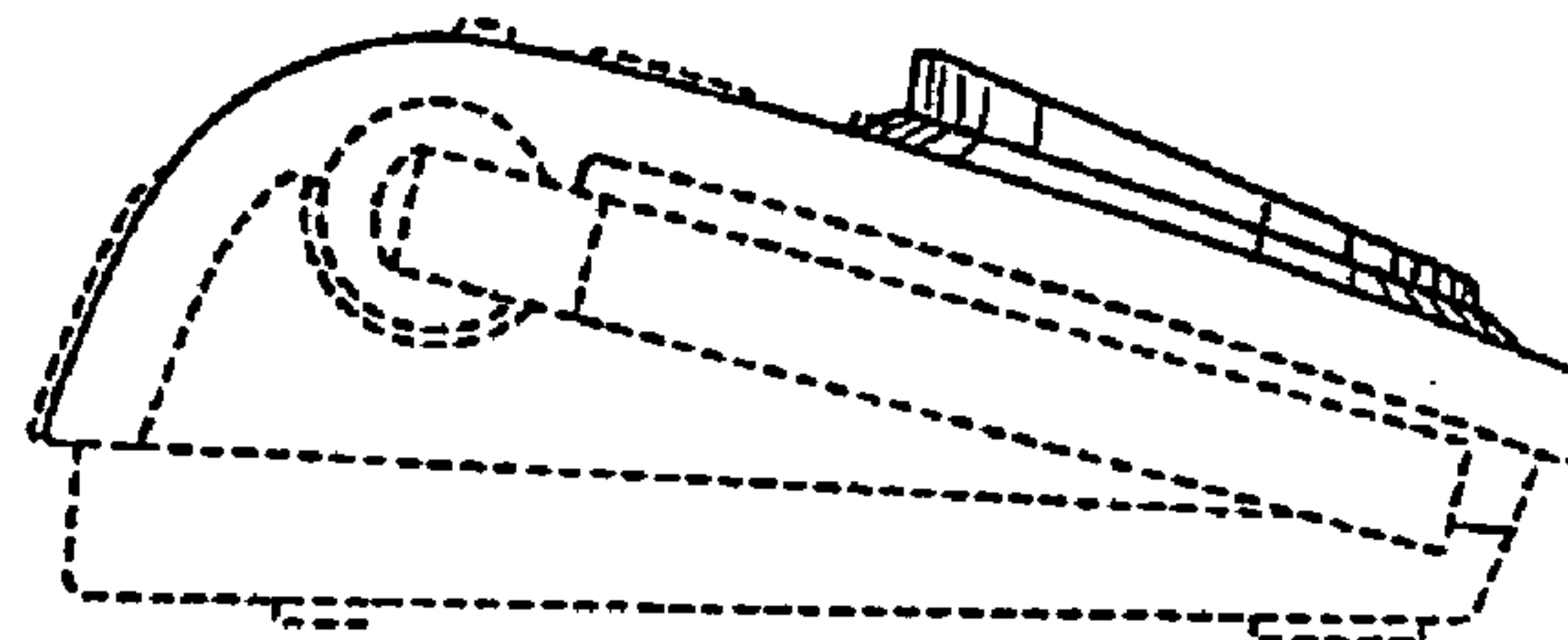


FIG.7

