



US00D556727S

(12) **United States Design Patent**
Cha et al.

(10) **Patent No.:** **US D556,727 S**
(45) **Date of Patent:** **** Dec. 4, 2007**

(54) **PORTABLE TELEPHONE**
(75) Inventors: **Seong-Won Cha**, Seoul (KR);
Chang-Soo Lee, Seoul (KR); **Joon-Suh Kim**, Seoul (KR)

D546,314 S * 7/2007 Im D14/138
D546,315 S * 7/2007 Kim et al. D14/138
D546,808 S * 7/2007 Kim et al. D14/138
D547,744 S * 7/2007 Kim et al. D14/138
2005/0186987 A1 * 8/2005 Liu 455/556.1

(73) Assignee: **Samsung Electronics Co., Ltd.**,
Kyunggi-Do (KR)

OTHER PUBLICATIONS

(**) Term: **14 Years**

“Samsung X820”, announced May 2006, 2 pages, <URL:http://www.gsmarena.com/samsung_x820-1556.php>, retrieved from internet on Aug. 5, 2007.*

(21) Appl. No.: **29/272,194**

“Samsung X630”, announced Jun. 2006, 2 pages, <URL:http://www.gsmarena.com/samsung_x630-1619.php>, retrieved from internet on Aug. 5, 2007.*

(22) Filed: **Feb. 2, 2007**

* cited by examiner

(51) **LOC (8) Cl.** **14-03**
(52) **U.S. Cl.** **D14/138**
(58) **Field of Classification Search** D14/137–138,
D14/147–148, 156, 218, 247–248, 341–347,
D14/496; D16/208; D21/329, 331, 333,
D21/517; 348/14.01–14.02; 361/814; 379/
433.01–433.13; 455/556.1–556.2, 575.1,
455/575.3, 575.4, 566, 90.3

Primary Examiner—Ian Simmons

Assistant Examiner—Carla Jobe Wright

(74) *Attorney, Agent, or Firm*—Flynn, Thiel, Boutell & Tanis, P.C.

See application file for complete search history.

(57) **CLAIM**

The ornamental design for a portable telephone, as shown and described.

(56) **References Cited**

DESCRIPTION

U.S. PATENT DOCUMENTS

D496,343 S * 9/2004 Lin et al. D14/138
D515,536 S 2/2006 Lee et al.
D515,537 S 2/2006 Kim et al.
D517,039 S * 3/2006 Lee D14/138
D524,276 S 7/2006 Kim et al.
D532,767 S * 11/2006 Yoshino et al. D14/138
D539,253 S 3/2007 Park et al.
D542,259 S * 5/2007 Cho et al. D14/138
D542,765 S * 5/2007 Cho et al. D14/138
D543,184 S * 5/2007 Moon et al. D14/138
D543,188 S * 5/2007 Minamide et al. D14/138
D543,530 S * 5/2007 Ahn et al. D14/138

FIG. 1 is a top front perspective view of a portable telephone showing our new design;

FIG. 2 is a front elevational view thereof;

FIG. 3 is a rear elevational view thereof;

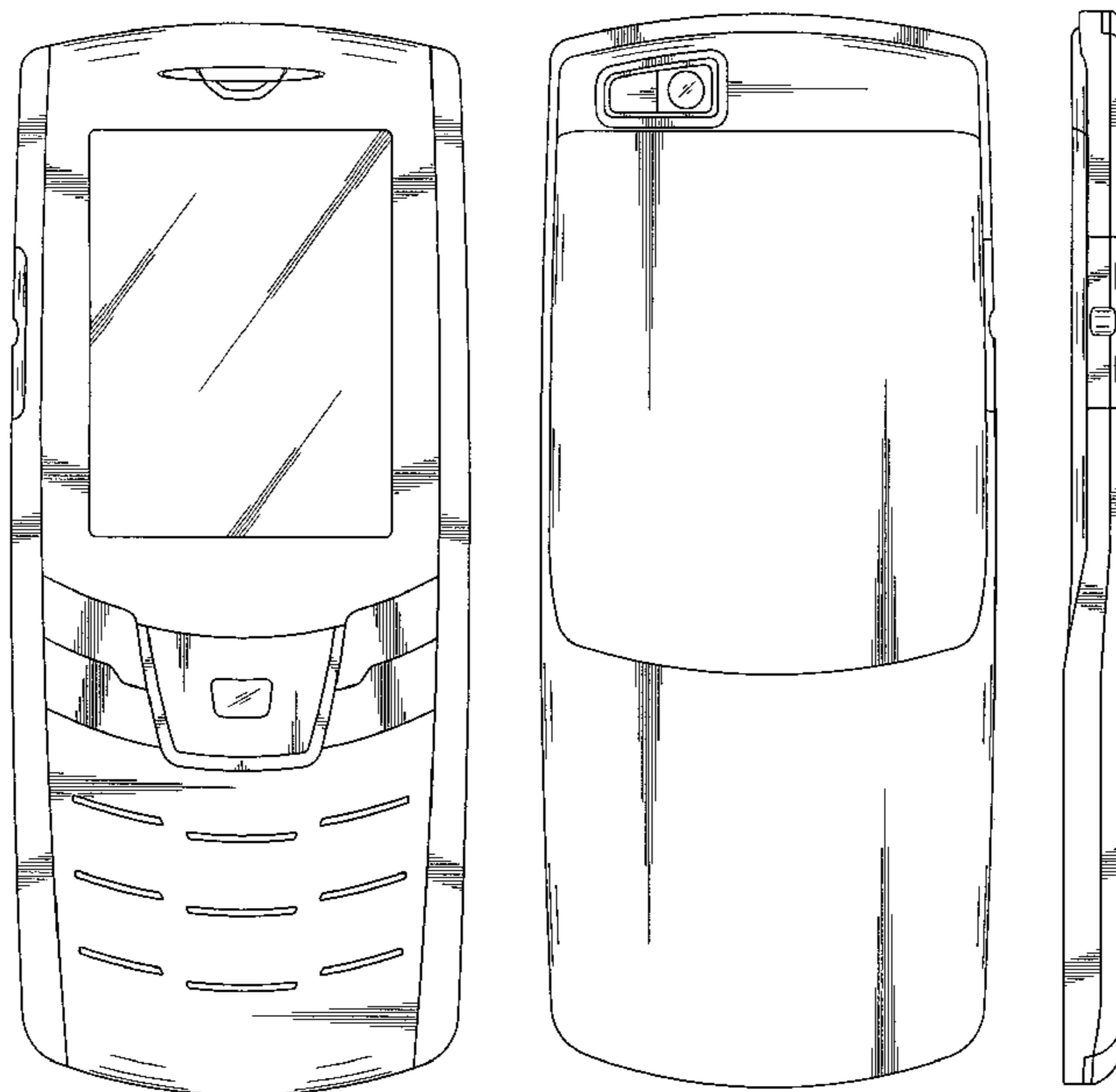
FIG. 4 is a left side elevational view thereof;

FIG. 5 is a right side elevational view thereof;

FIG. 6 is a top plan view thereof; and,

FIG. 7 is a bottom plan view thereof.

1 Claim, 4 Drawing Sheets






FIG. 1

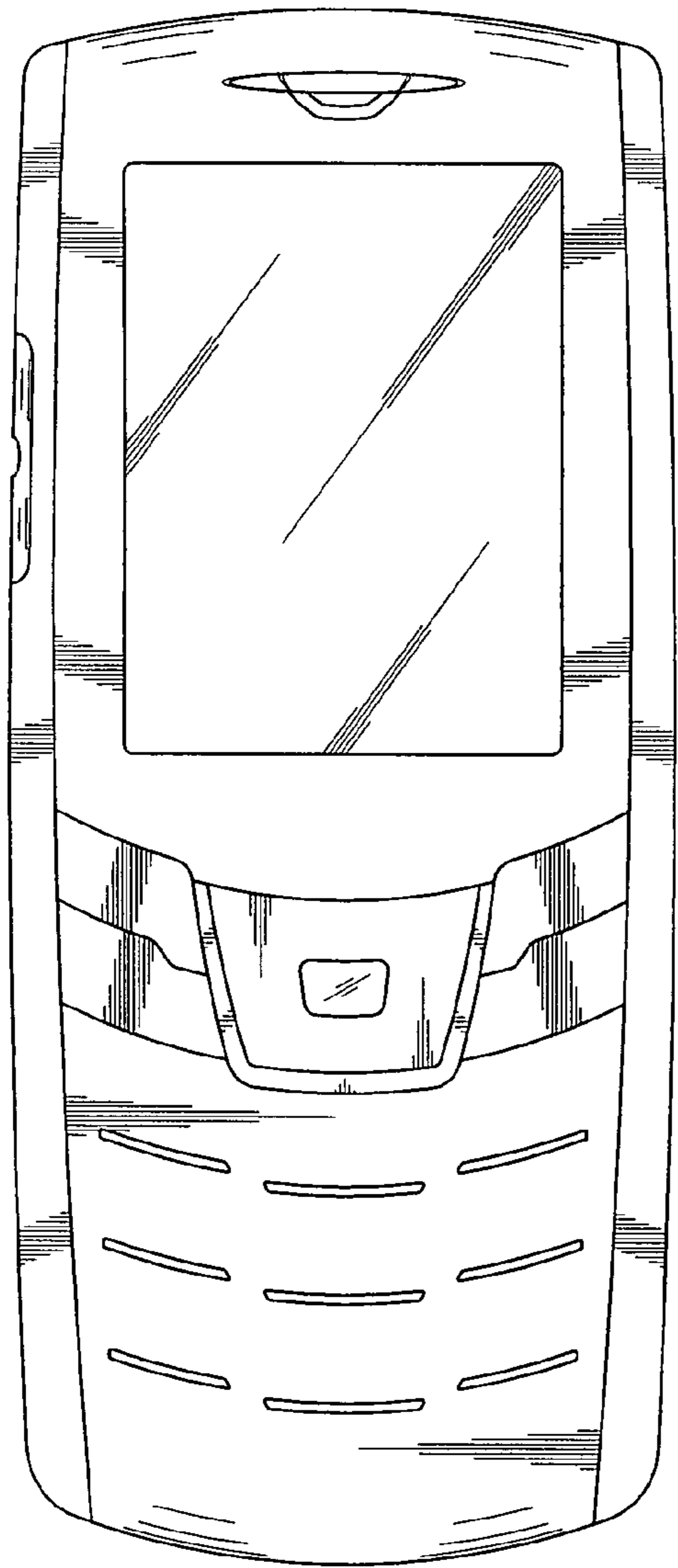


FIG. 2

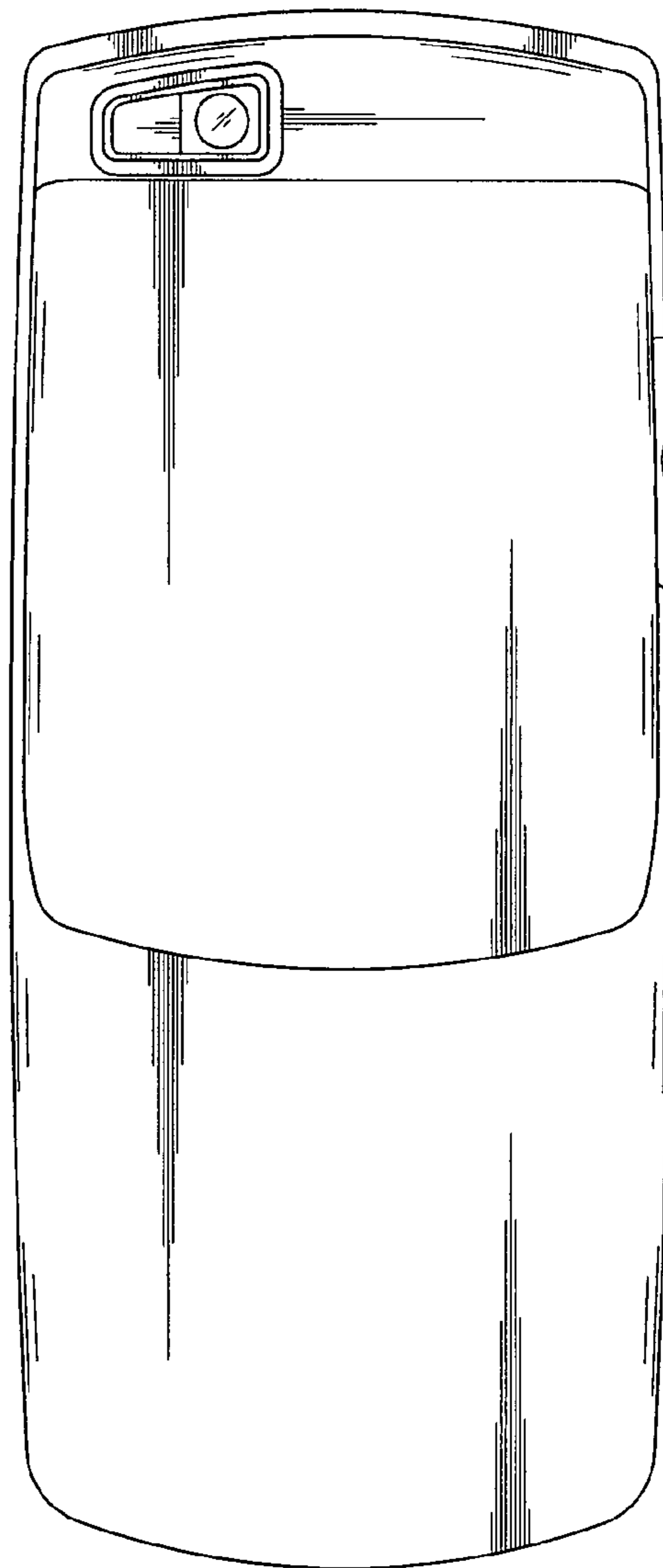


FIG. 3



FIG. 4

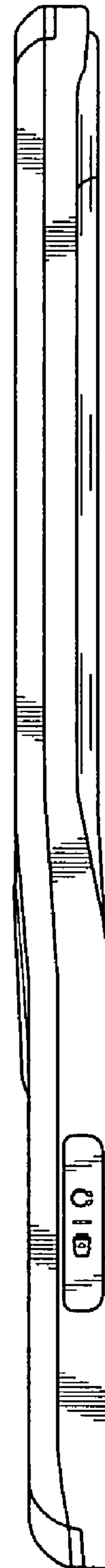


FIG. 5




FIG. 6




FIG. 7