



US00D556708S

(12) **United States Design Patent**  
**Takami et al.**

(10) **Patent No.:** **US D556,708 S**  
(45) **Date of Patent:** **\*\* Dec. 4, 2007**

(54) **TELEVISION RECEIVER**  
(75) Inventors: **Mitsuru Takami**, Osaka (JP); **Yukihiro Tsuda**, Nara (JP); **Tomohiro Ohba**, Kyoto (JP)

D533,848 S \* 12/2006 Lee et al. .... D14/126  
D540,278 S \* 4/2007 Ju et al. .... D14/126  
D540,282 S \* 4/2007 Kita ..... D14/126  
D540,755 S \* 4/2007 Asanuma et al. .... D14/126

(73) Assignee: **Matsushita Electric Industrial Co., Ltd.**, Osaka (JP)

**FOREIGN PATENT DOCUMENTS**

(\*\*) **Term:** **14 Years**

JP	D1175179	6/2003
JP	D1187337	10/2003
JP	D1203951	4/2004
JP	D1205736	5/2004
JP	D1213666	8/2004
JP	D1213667	8/2004
JP	D1221036	10/2004
JP	D1221037	10/2004
JP	D1221040	10/2004
JP	D1234221	3/2005
JP	D1236447	4/2005
JP	D1237532	4/2005
JP	D1243670	6/2005
JP	D1244735	7/2005
JP	D1251044	9/2005

(21) **Appl. No.:** **29/253,277**

(22) **Filed:** **Feb. 1, 2006**

(30) **Foreign Application Priority Data**

Aug. 1, 2005 (JP) ..... 2005-022330

(51) **LOC (8) Cl.** ..... **14-03**

(52) **U.S. Cl.** ..... **D14/126**

(58) **Field of Classification Search** ..... D14/125-134,  
D14/239, 371, 136, 374-377; 312/7.2; 348/836,  
348/838, 180, 184, 325, 739; 341/12; 248/917-924,  
248/465; 345/104, 133, 156, 168, 87, 173;  
720/605, 669, 600, 655; 369/99, 197; 455/344-347  
See application file for complete search history.

\* cited by examiner

*Primary Examiner*—Raphael Barkai  
(74) *Attorney, Agent, or Firm*—Brinks Hofer Gilson & Lione

(56) **References Cited**

**U.S. PATENT DOCUMENTS**

D382,259 S \* 8/1997 Nagai et al. .... D14/374  
D403,309 S 12/1998 Takemasa et al.  
D408,416 S \* 4/1999 Fenner et al. .... D14/239  
D417,659 S 12/1999 Takemasa  
D424,068 S 5/2000 Takemasa  
D436,087 S 1/2001 Takami et al.  
D457,864 S 5/2002 Bong et al.  
D458,236 S 6/2002 Bong et al.  
D475,356 S 6/2003 Niitsu  
D477,292 S 7/2003 Inoue et al.  
D485,539 S 1/2004 Goto et al.  
D488,784 S 4/2004 Takami et al.  
D491,151 S 6/2004 Nagao  
D497,146 S 10/2004 Asanuma et al.  
D505,403 S \* 5/2005 Kita ..... D14/134  
D509,198 S 9/2005 Ahn  
D510,919 S 10/2005 Kubota et al.  
D533,149 S \* 12/2006 Inoue ..... D14/126

(57) **CLAIM**

We claim the ornamental design for a television receiver, as shown and described.

**DESCRIPTION**

FIG. 1 is a top perspective view of a television receiver of the present invention;

FIG. 2 is a front view thereof;

FIG. 3 is a top view thereof;

FIG. 4 is a first side view thereof;

FIG. 5 is a second side view thereof;

FIG. 6 is a bottom view thereof; and,

FIG. 7 is a rear view thereof.

**1 Claim, 2 Drawing Sheets**

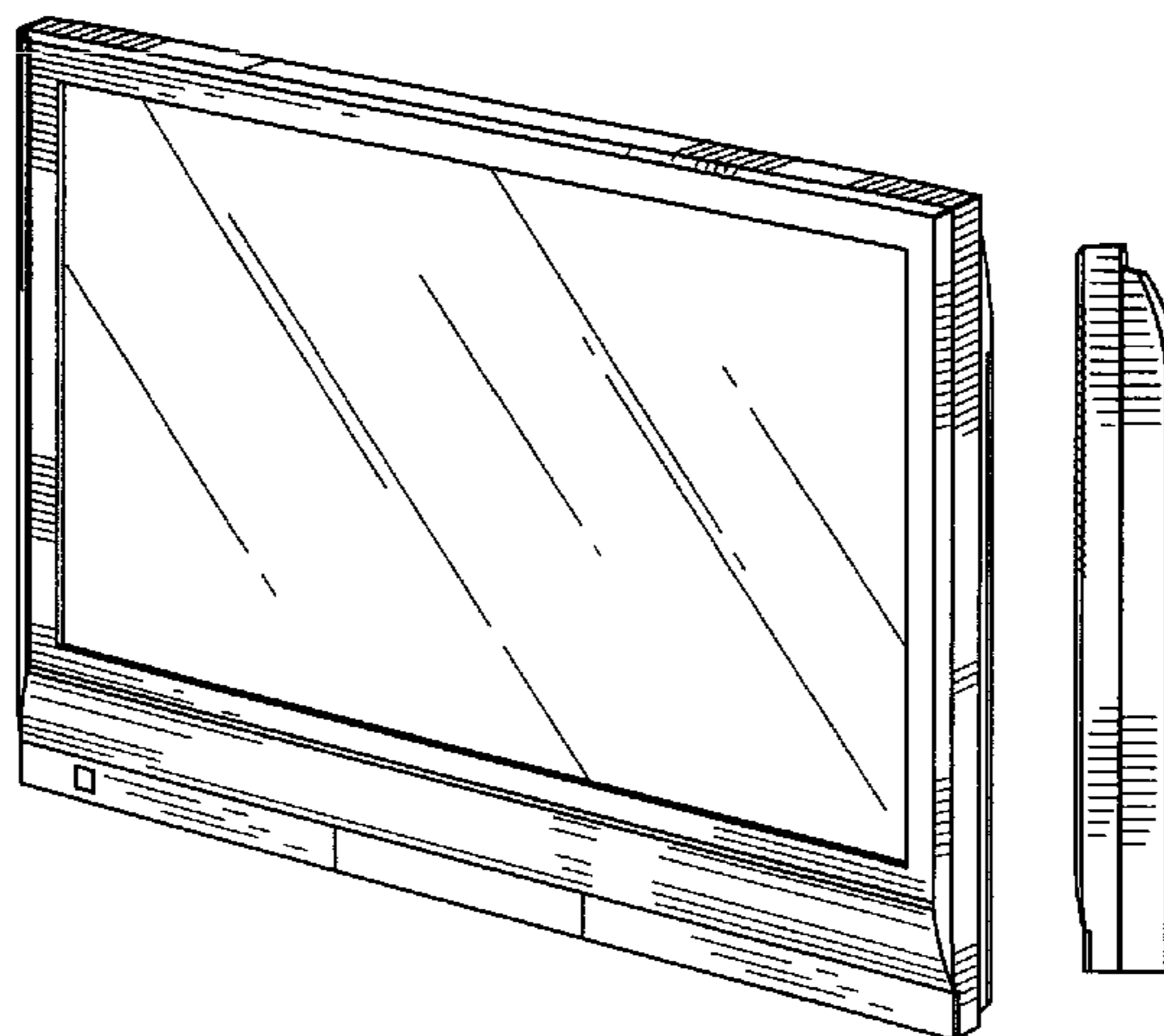


FIG.1

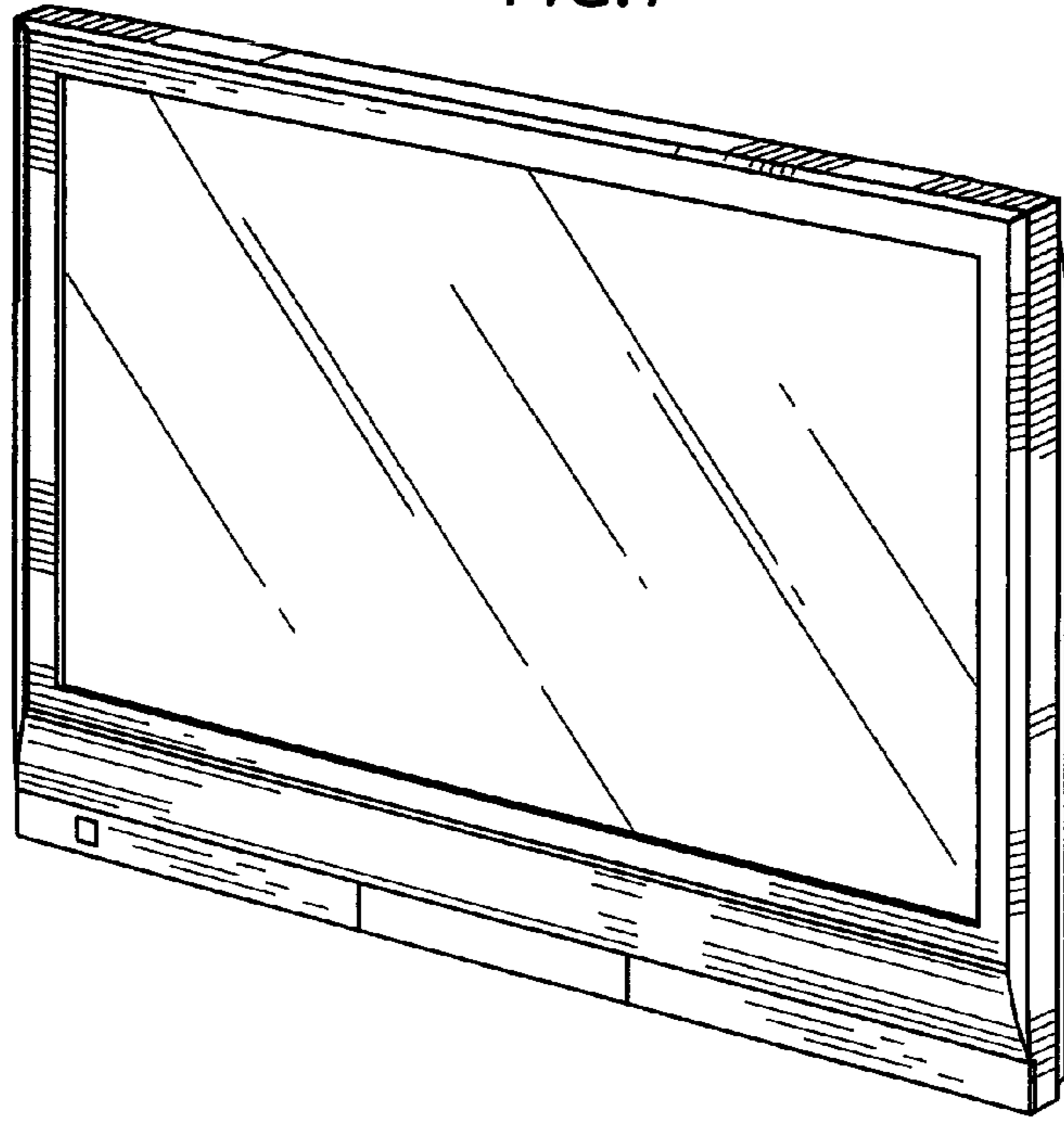


FIG.2

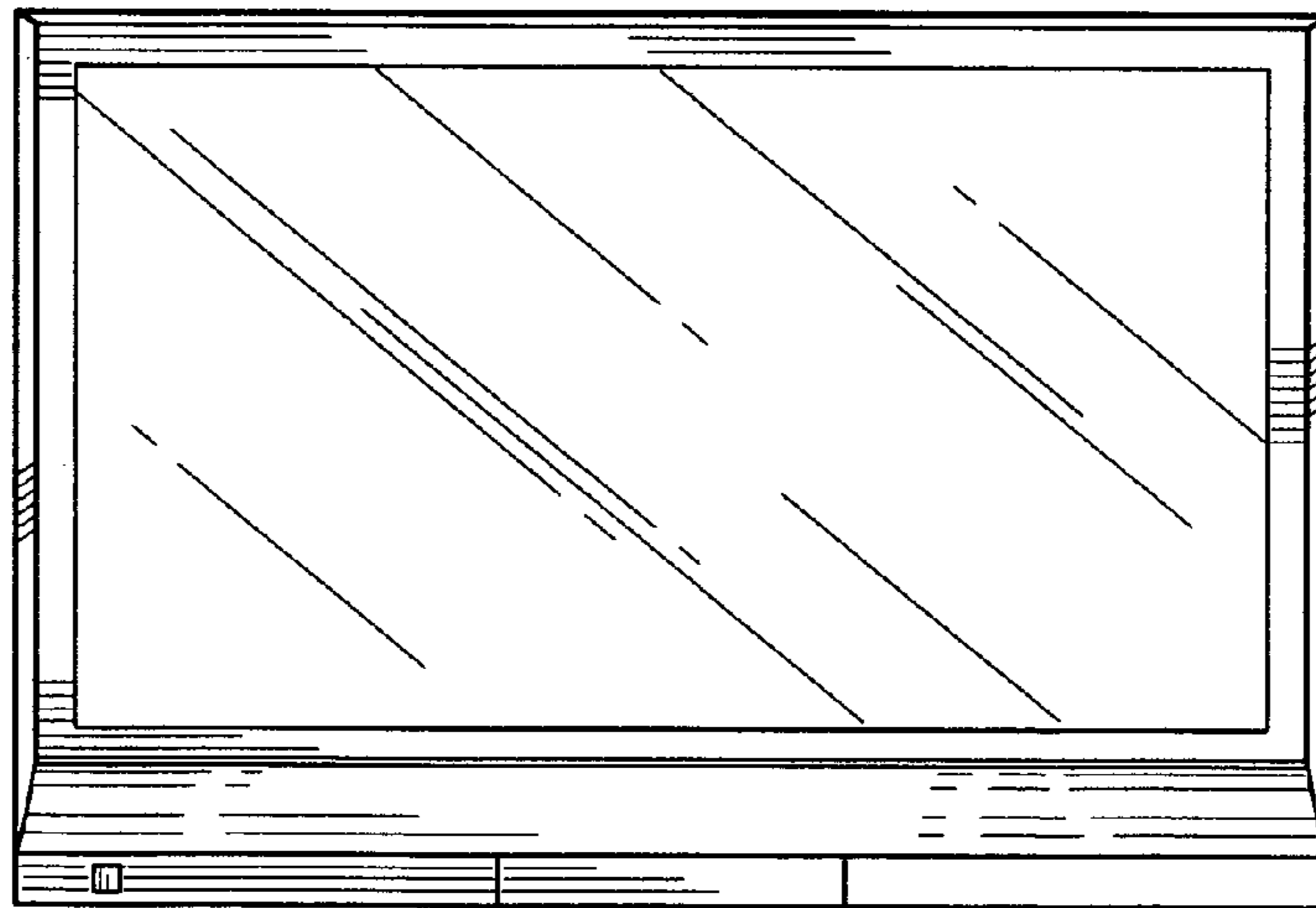

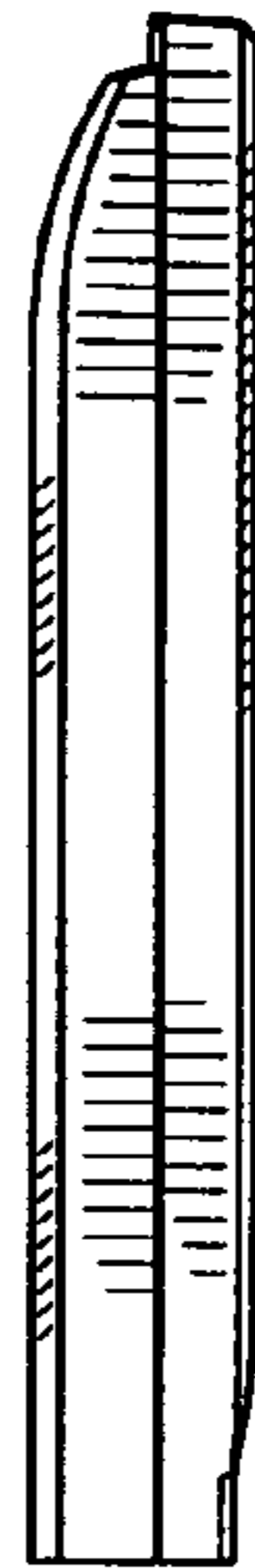


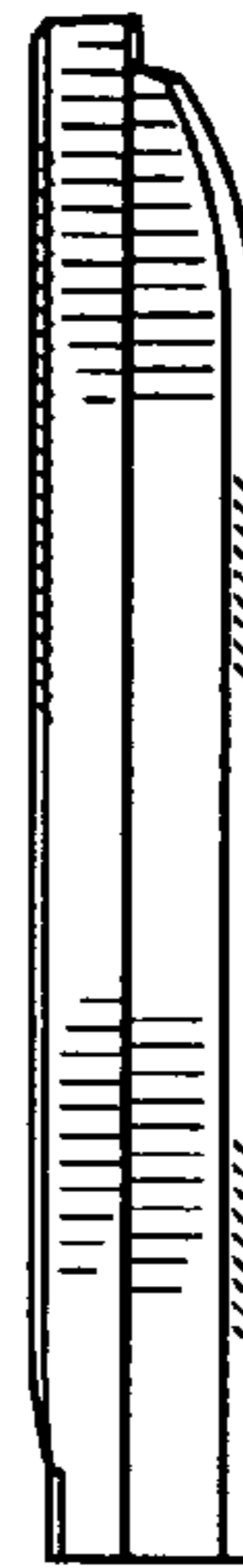
FIG.3




*FIG.4*



*FIG.5*



*FIG.6*



*FIG.7*

