



US00D556696S

(12) **United States Design Patent** (10) **Patent No.:** **US D556,696 S**
Ruemenapp (45) **Date of Patent:** **** Dec. 4, 2007**

(54) **MEDIUM AND HIGH VOLTAGE SWITCH**

(75) Inventor: **Till Ruemenapp, Mettman (DE)**

(73) Assignee: **ABB Technology AG, Zurich (CH)**

(**) Term: **14 Years**

(21) Appl. No.: **29/229,746**

(22) Filed: **May 11, 2005**

(30) **Foreign Application Priority Data**

Nov. 11, 2004 (DE) 4 04 06 391

(51) **LOC (8) Cl.** **13-03**

(52) **U.S. Cl.** **D13/158; D13/160**

(58) **Field of Classification Search** D13/120,
D13/158-184, 199; 361/605, 612; 218/77-79,
218/2, 7, 119, 118, 102, 156; 251/172

See application file for complete search history.

(56) **References Cited**

U.S. PATENT DOCUMENTS

- 2,401,963 A * 6/1946 Rietz et al. 218/102
- D159,112 S * 6/1950 van Ryan D13/160
- D163,986 S * 7/1951 Baker et al D13/160
- 3,602,667 A * 8/1971 Reichl et al. 218/156
- 3,823,346 A * 7/1974 Olsen 361/612
- 4,059,816 A * 11/1977 Bonecutter et al. 337/278
- 4,109,124 A * 8/1978 Boersma et al. 218/77
- D256,353 S * 8/1980 Evans D13/160
- 4,320,377 A * 3/1982 Shaw 337/278
- 4,379,957 A * 4/1983 Calvino 218/2
- D285,434 S * 9/1986 Panas D13/160
- 4,831,218 A * 5/1989 Wright 200/5 A
- 4,862,319 A * 8/1989 Suzuyama et al. 361/612
- D312,071 S * 11/1990 Urbanek D13/160
- D320,977 S * 10/1991 Biller et al. D13/160
- D321,170 S * 10/1991 Ramos et al. D13/160
- D321,508 S * 11/1991 Ramos D13/160
- 5,350,892 A * 9/1994 Rozier 218/119

- 5,952,636 A * 9/1999 Morita et al. 218/118
- 5,991,148 A * 11/1999 Heil et al. 361/605
- 6,134,100 A * 10/2000 Hageli et al. 361/605
- 6,335,502 B1 * 1/2002 Kikukawa et al. 218/118
- 6,545,241 B1 * 4/2003 Franchi et al. 218/78
- 6,573,469 B1 * 6/2003 Piazza 218/7
- 6,784,392 B1 * 8/2004 Piazza et al. 218/7
- D520,959 S * 5/2006 Nagai et al. D13/158
- 2004/0079731 A1 * 4/2004 Rokunohe et al. 218/7
- 2004/0251443 A1 * 12/2004 Wu 251/172
- 2005/0150869 A1 * 7/2005 Vaghini et al. 218/118
- 2005/0236371 A1 * 10/2005 Cameroni et al. 218/118
- 2006/0283841 A1 * 12/2006 Sologuren-Sanchez et al. .. 218/79

* cited by examiner

Primary Examiner—Prabhakar Deshmukh

Assistant Examiner—Thomas J Johannes

(74) *Attorney, Agent, or Firm*—Michael M. Rickin; Michael C. Prewitt

(57) **CLAIM**

I claim the ornamental design for a medium and high voltage, switch as shown and described.

DESCRIPTION

FIG. 1 is a front and right perspective view of a medium and high voltage switch showing my new design;

FIG. 2 is a front view thereof;

FIG. 3 is a back view thereof;

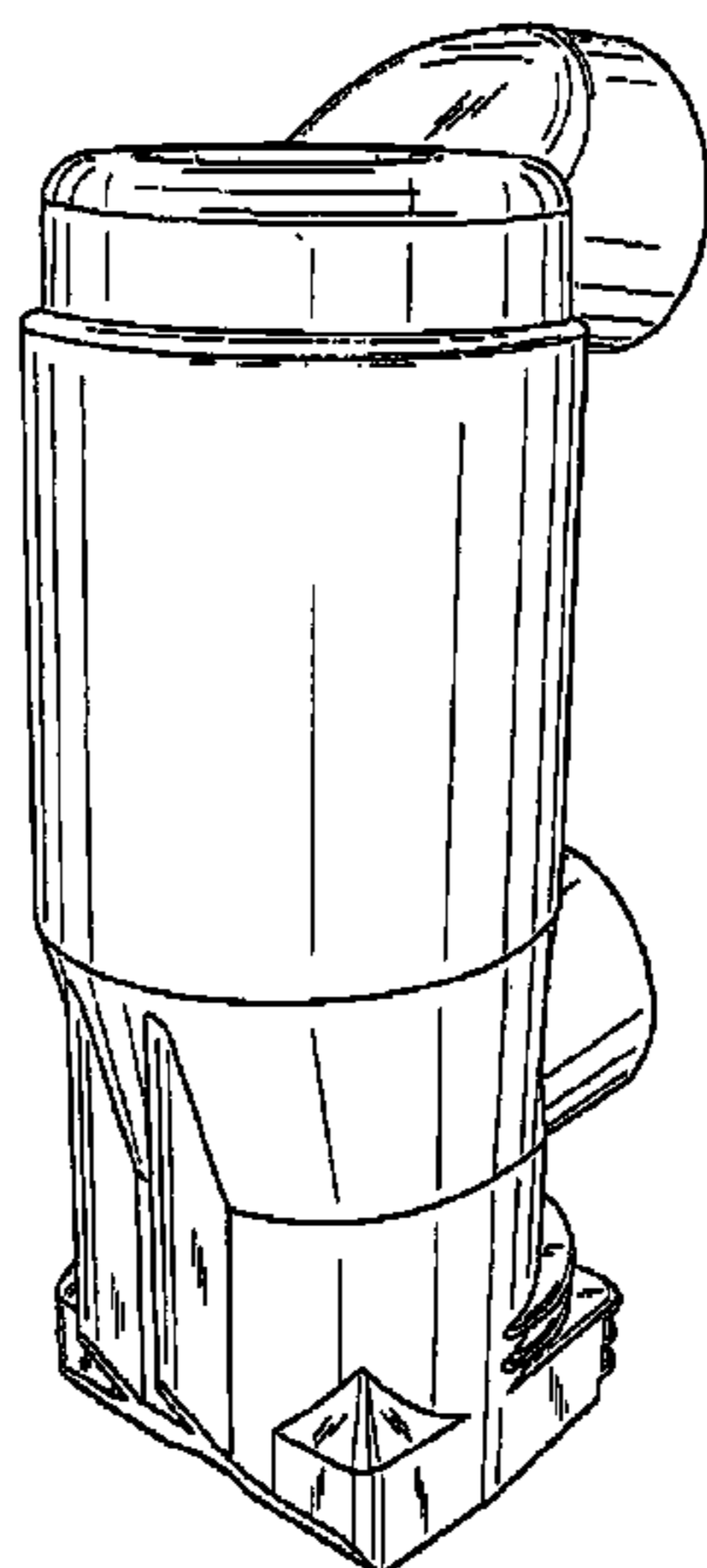
FIG. 4 is a left side view thereof; the right side being a mirror image thereof;

FIG. 5 is a top view thereof; and,

FIG. 6 is a bottom view thereof.

The broken lines shown in FIGS. 5 and 6 define the bounds of the claimed design and form no part thereof.

1 Claim, 3 Drawing Sheets



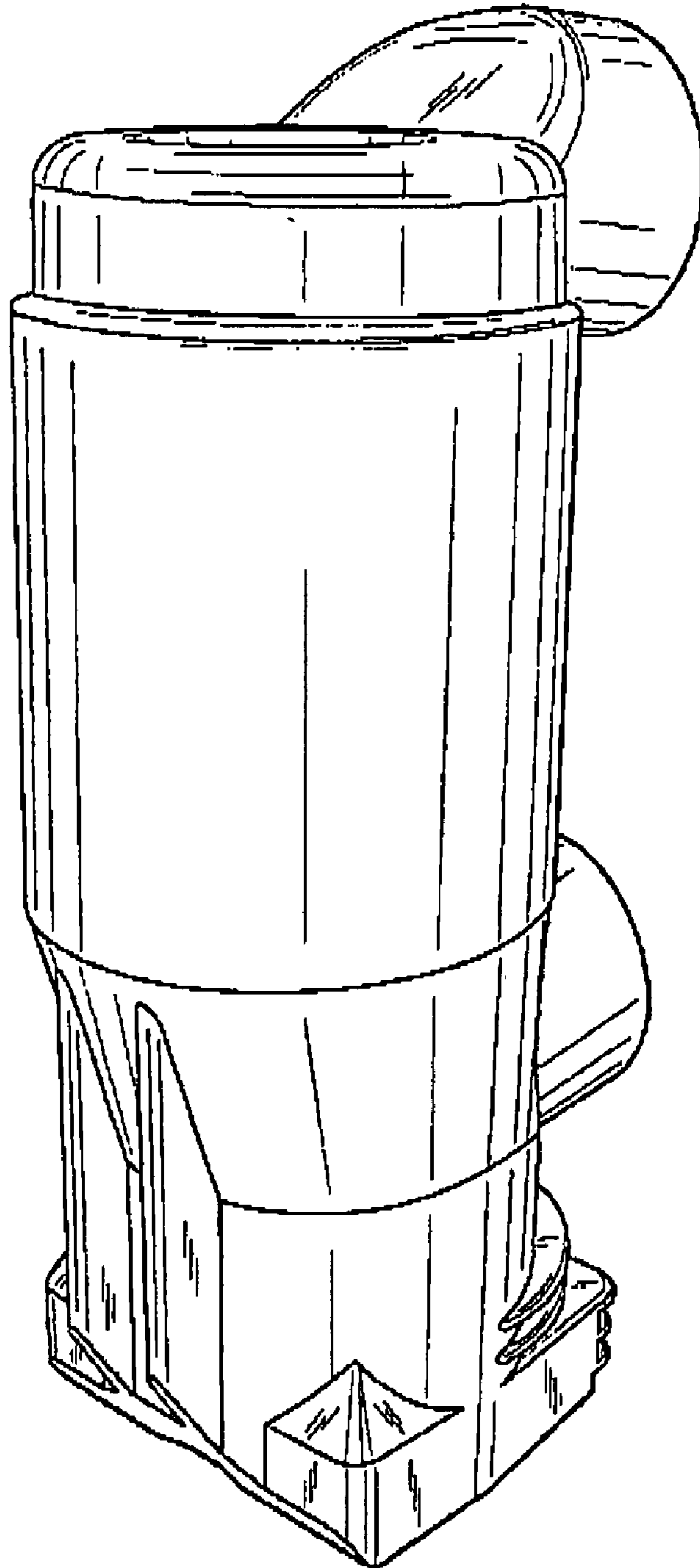


FIG. 1




FIG. 2




FIG. 3

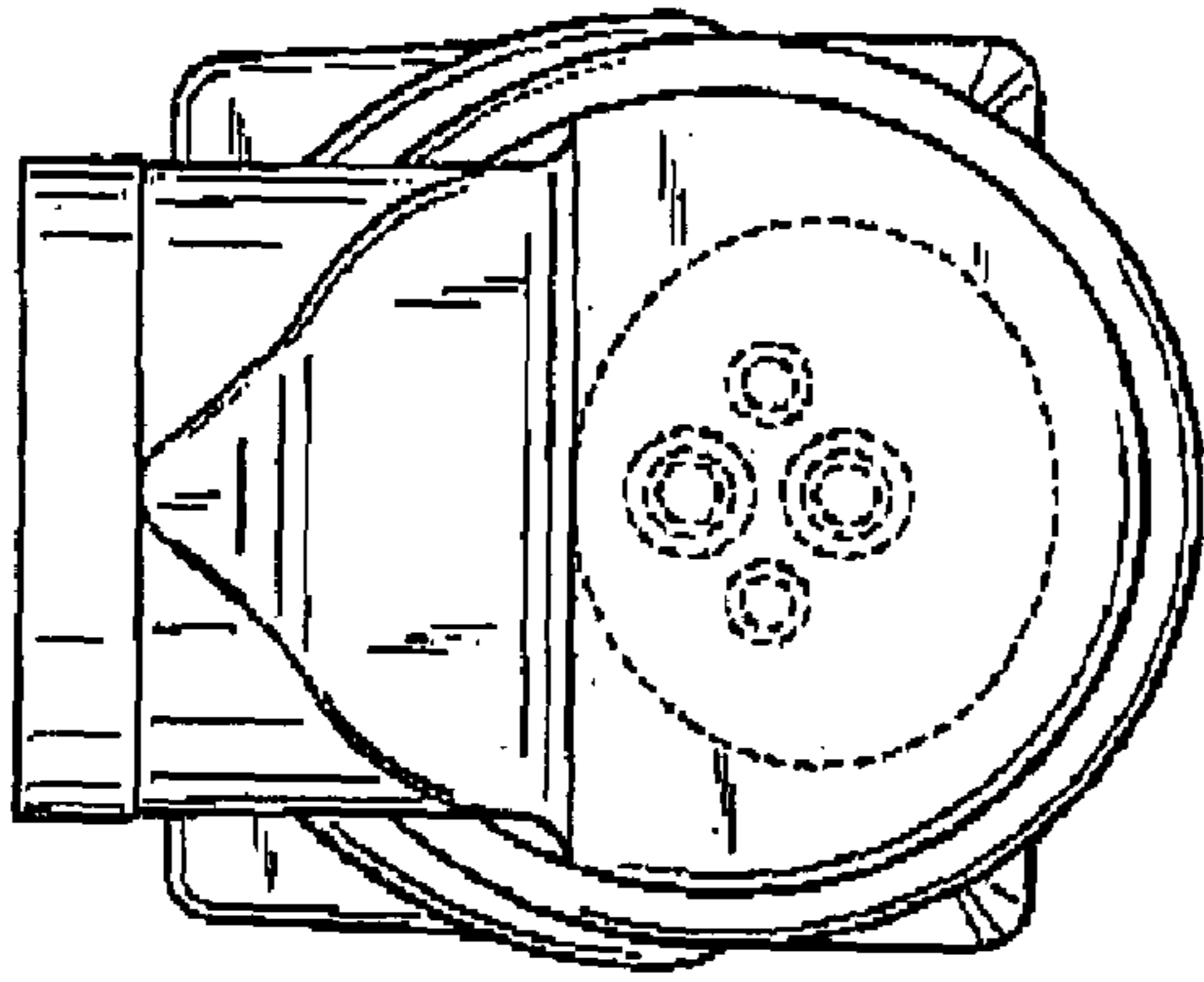


FIG. 5

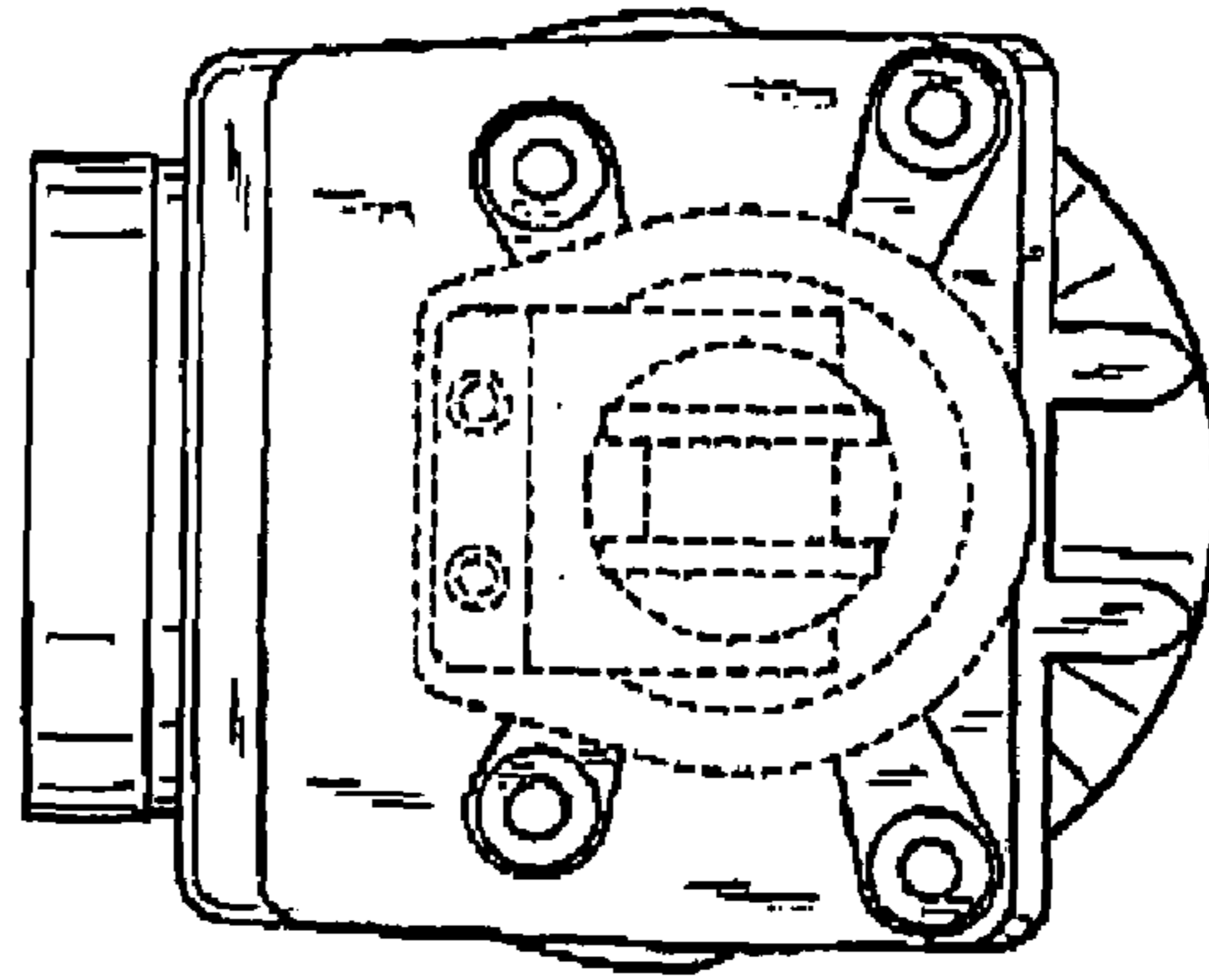


FIG. 6




FIG. 4