



US00D556681S

(12) **United States Design Patent** (10) **Patent No.:** **US D556,681 S**
Kim (45) **Date of Patent:** **** Dec. 4, 2007**

(54) **BATTERY PACK WITH CASE FOR MULTIMEDIA PHONE**

(75) Inventor: **Maria Kim**, Great Neck, NY (US)

(73) Assignee: **JWin Electronics Corp.**, Port Washington, NY (US)

(**) Term: **14 Years**

(21) Appl. No.: **29/277,699**

(22) Filed: **Mar. 7, 2007**

(51) **LOC (8) Cl.** **13-02**

(52) **U.S. Cl.** **D13/103; D3/218**

(58) **Field of Classification Search** D13/102-106, D13/110, 118-119, 184; D14/250; D3/215, D3/218, 201, 269, 273, 302; 429/96-100, 429/163, 176; 206/305; 455/575.1, 575.8; 379/455; 224/901, 902

See application file for complete search history.

(56) **References Cited**

U.S. PATENT DOCUMENTS

D346,494 S *	5/1994	Graham et al.	D3/218
D357,918 S *	5/1995	Doria	D14/218
D378,020 S *	2/1997	Hatt	D3/218
D407,063 S *	3/1999	Reis et al.	D13/103
5,931,434 A *	8/1999	Rodriguez	248/345.1
6,225,777 B1 *	5/2001	Garcia et al.	320/112
D459,346 S *	6/2002	Powell	D14/250
D460,411 S *	7/2002	Wang	D13/103

D484,874 S *	1/2004	Chang et al.	D14/250
D518,290 S *	4/2006	Andre et al.	D3/218
D526,780 S *	8/2006	Richardson et al.	D3/273
D527,176 S *	8/2006	Andre et al.	D3/218
D542,524 S *	5/2007	Richardson et al.	D3/218
D547,056 S *	7/2007	Griffin et al.	D3/218
D547,057 S *	7/2007	Griffin et al.	D3/218
2005/0181745 A1 *	8/2005	Wood et al.	455/90.3
2006/0141344 A1 *	6/2006	Chen et al.	429/97

* cited by examiner

Primary Examiner—Cathron Brooks

Assistant Examiner—Rosemary K Tarca

(57) **CLAIM**

The ornamental design for a battery pack with case for multimedia phone, as shown.

DESCRIPTION

FIG. 1 is a top plan view of a “battery pack with case for multimedia phone” showing my design;

FIG. 2 is a left side plan view thereof;

FIG. 3 is a front plan view thereof;

FIG. 4 is a right side plan view thereof;

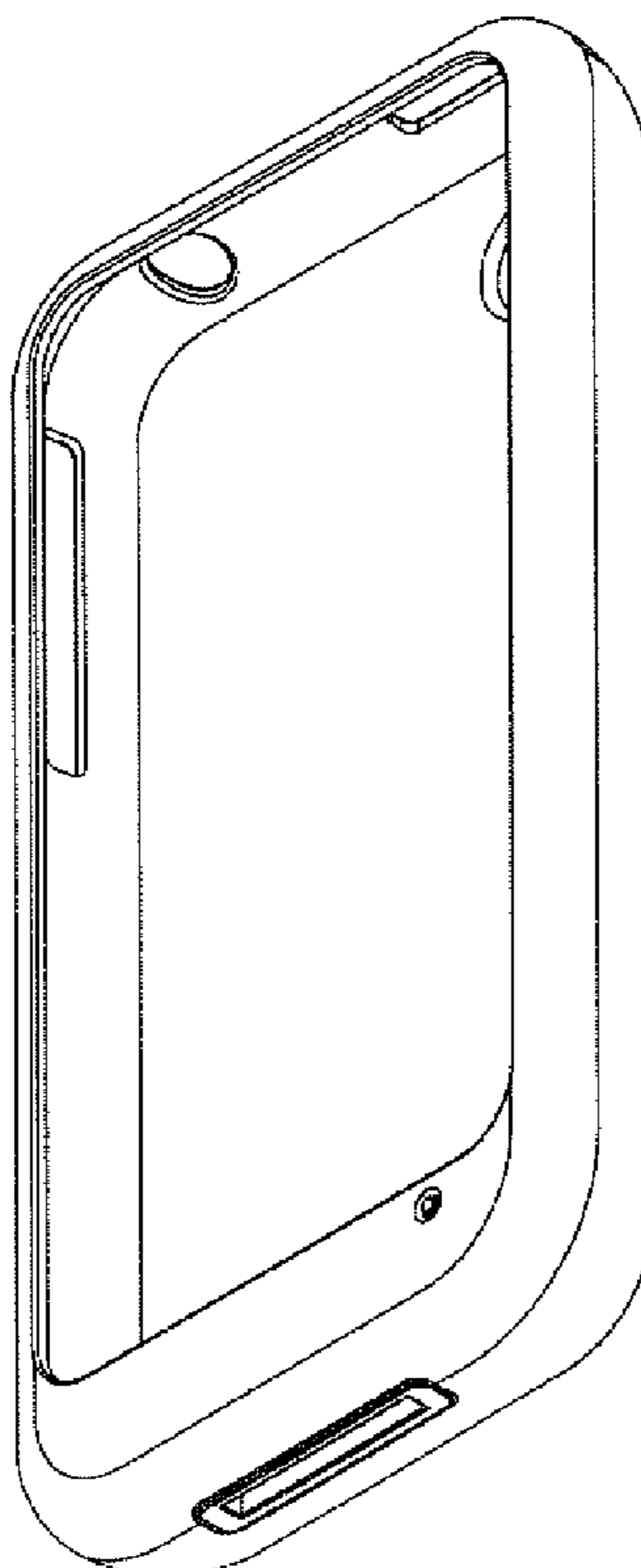
FIG. 5 is a rear plan view thereof;

FIG. 6 is a bottom plan view thereof;

FIG. 7 is a right front side perspective view thereof; and,

FIG. 8 is a right bottom side perspective view thereof.

1 Claim, 8 Drawing Sheets



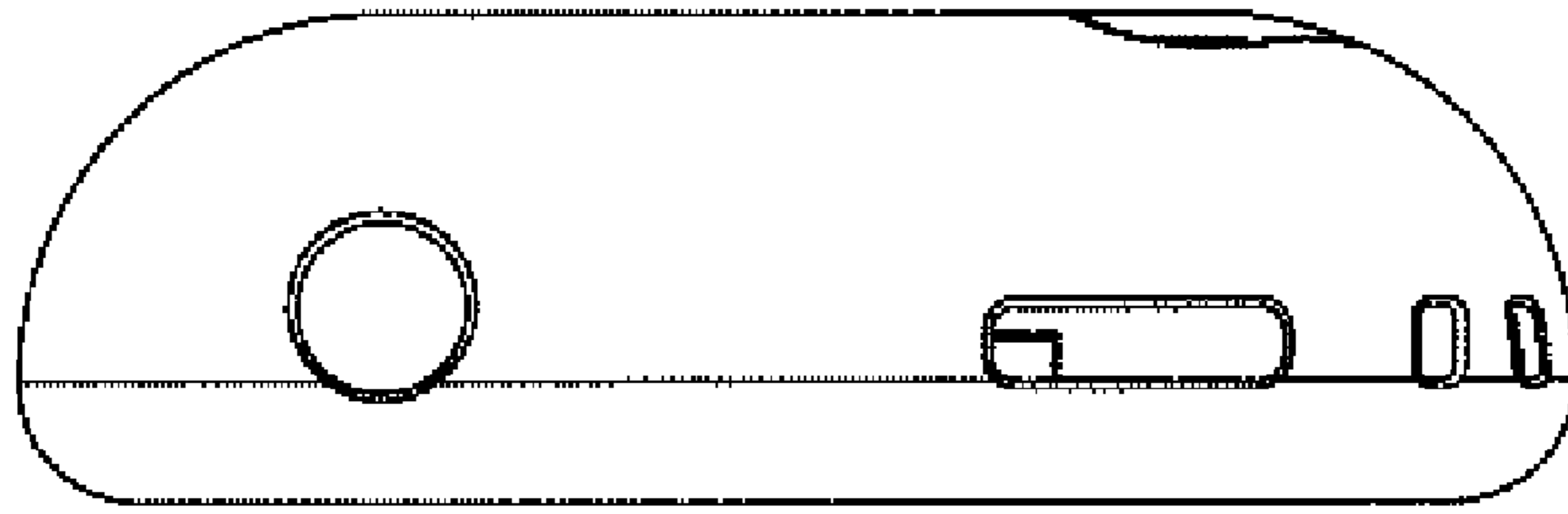


FIG. 1




FIG. 2




FIG. 3




FIG. 4




FIG. 5




FIG. 6




FIG. 7

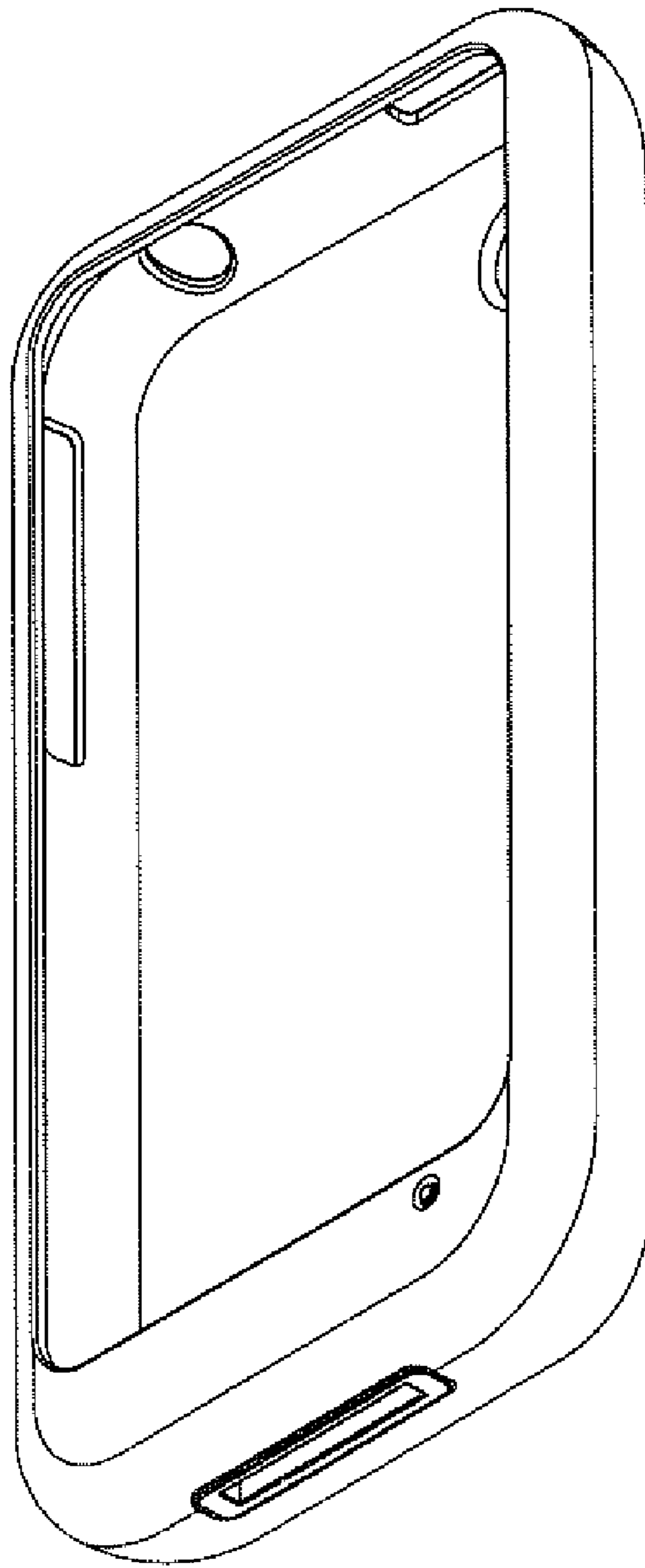


FIG. 8