

US00D556671S

(12) **United States Design Patent**
Nonaka

(10) **Patent No.:** **US D556,671 S**

(45) **Date of Patent:** **** *Dec. 4, 2007**

(54) **TREAD PORTION OF AN AUTOMOBILE TIRE**

D462,652 S * 9/2002 Lopez D12/588
D529,862 S * 10/2006 Miller et al. D12/574

(75) Inventor: **Mie Nonaka**, Chuo-ku (JP)

* cited by examiner

(73) Assignee: **Bridgestone Corporation**, Tokyo (JP)

Primary Examiner—Robert M. Spear
Assistant Examiner—George D Kirschbaum

(*) Notice: This patent is subject to a terminal disclaimer.

(74) *Attorney, Agent, or Firm*—Sughrue Mion, PLLC

(**) Term: **14 Years**

(57) **CLAIM**

(21) Appl. No.: **29/254,695**

The ornamental design for a tread portion of an automobile tire, as shown and described.

(22) Filed: **Feb. 28, 2006**

DESCRIPTION

(30) **Foreign Application Priority Data**

Aug. 31, 2005 (JP) 2005-025164

FIG. 1 is a perspective view of a tread portion of an automobile tire, it being understood that the tread pattern repeats uniformly throughout the circumference of the tire.

(51) **LOC (8) Cl.** **12-15**

(52) **U.S. Cl.** **D12/567**

FIG. 2 is a front elevation view thereof. A top plan view and a bottom plan view are identical with the front elevation view.

(58) **Field of Classification Search** D12/515,
D12/517, 518, 539, 547, 548, 549, 550, 561,
D12/567, 582, 583, 584, 585, 588, 597, 603,
D12/900; 152/209.1, 209.8, 209.18, 209.25,
152/209.28

See application file for complete search history.

FIG. 3 is a rear elevation view thereof.

FIG. 4 is a right side elevation view thereof.

FIG. 5 is a left side elevation view thereof.

(56) **References Cited**

U.S. PATENT DOCUMENTS

D304,434 S * 11/1989 Schuller D12/561
5,795,415 A * 8/1998 Campana et al. 152/209.18
6,203,640 B1 * 3/2001 Campana et al. 156/110.1
D445,733 S * 7/2001 Guspodin et al. D12/603

FIG. 6 is an enlarged fragmentary front view thereof; and, FIG. 7 is an enlarged cross-sectional view thereof taken along line 7—7 in FIG. 6.

The portion of the article shown in broken lines is for illustrative purpose only and forms no part of the claimed design.

1 Claim, 7 Drawing Sheets

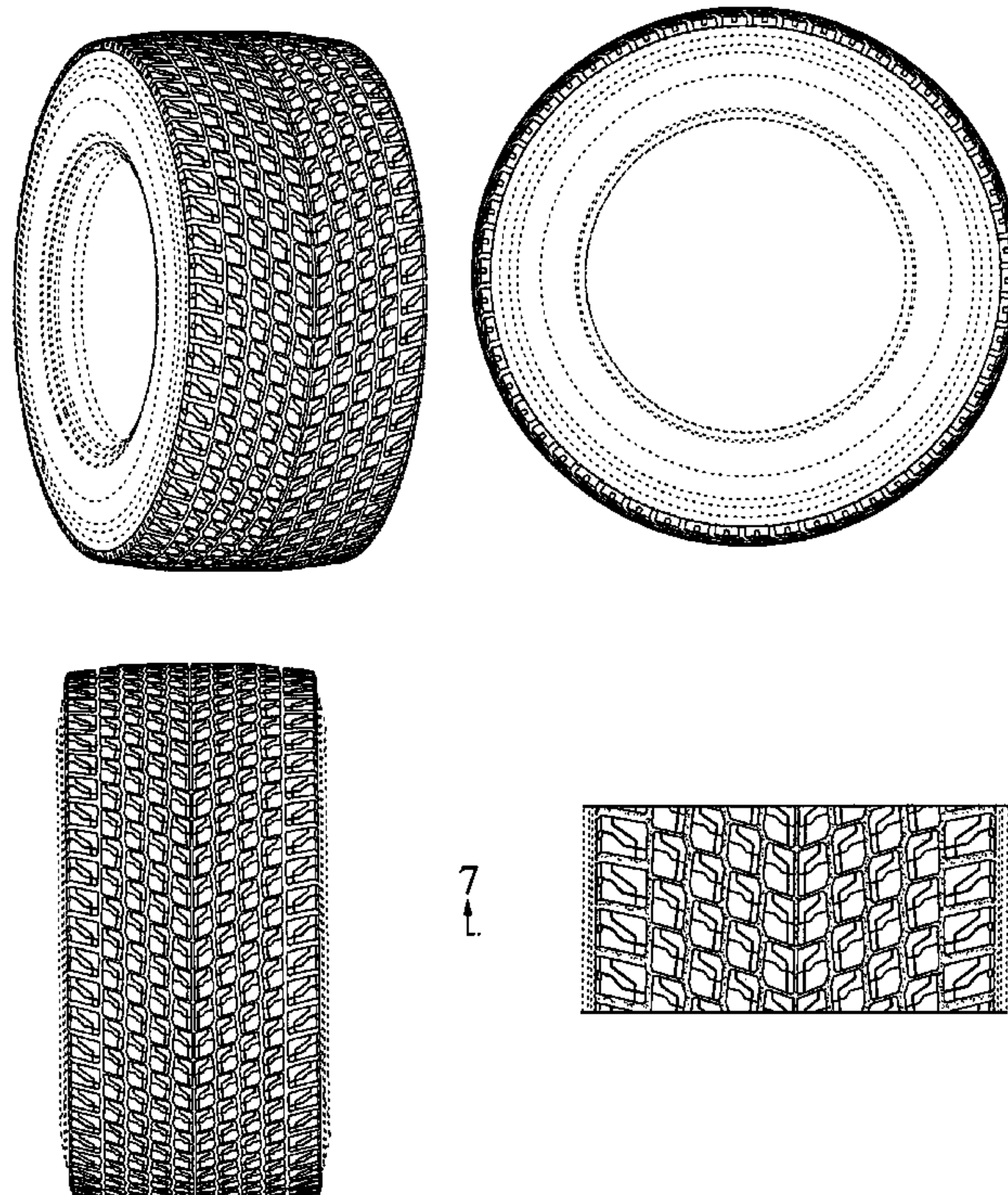


FIG. 1

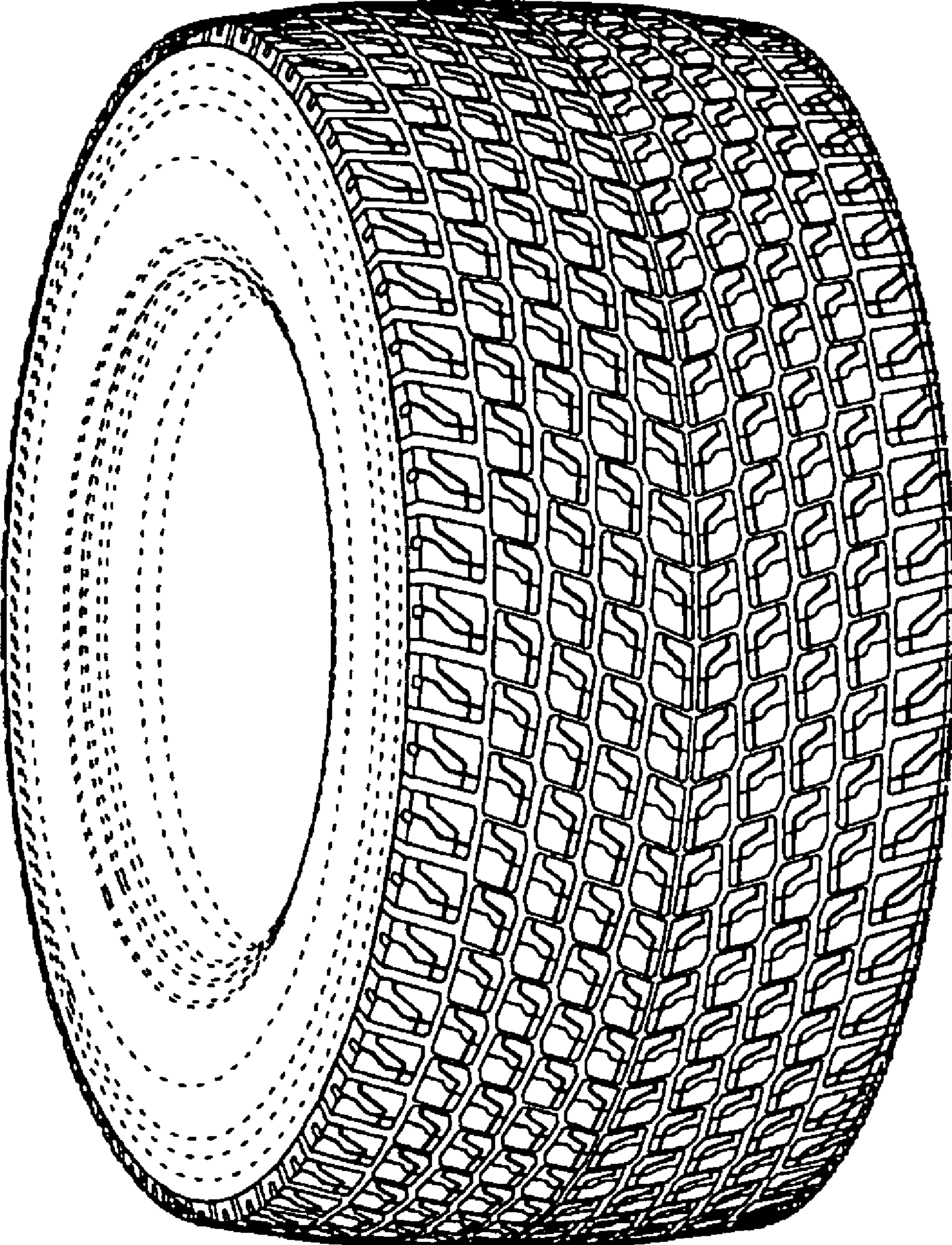


FIG. 2




FIG. 3




FIG. 4

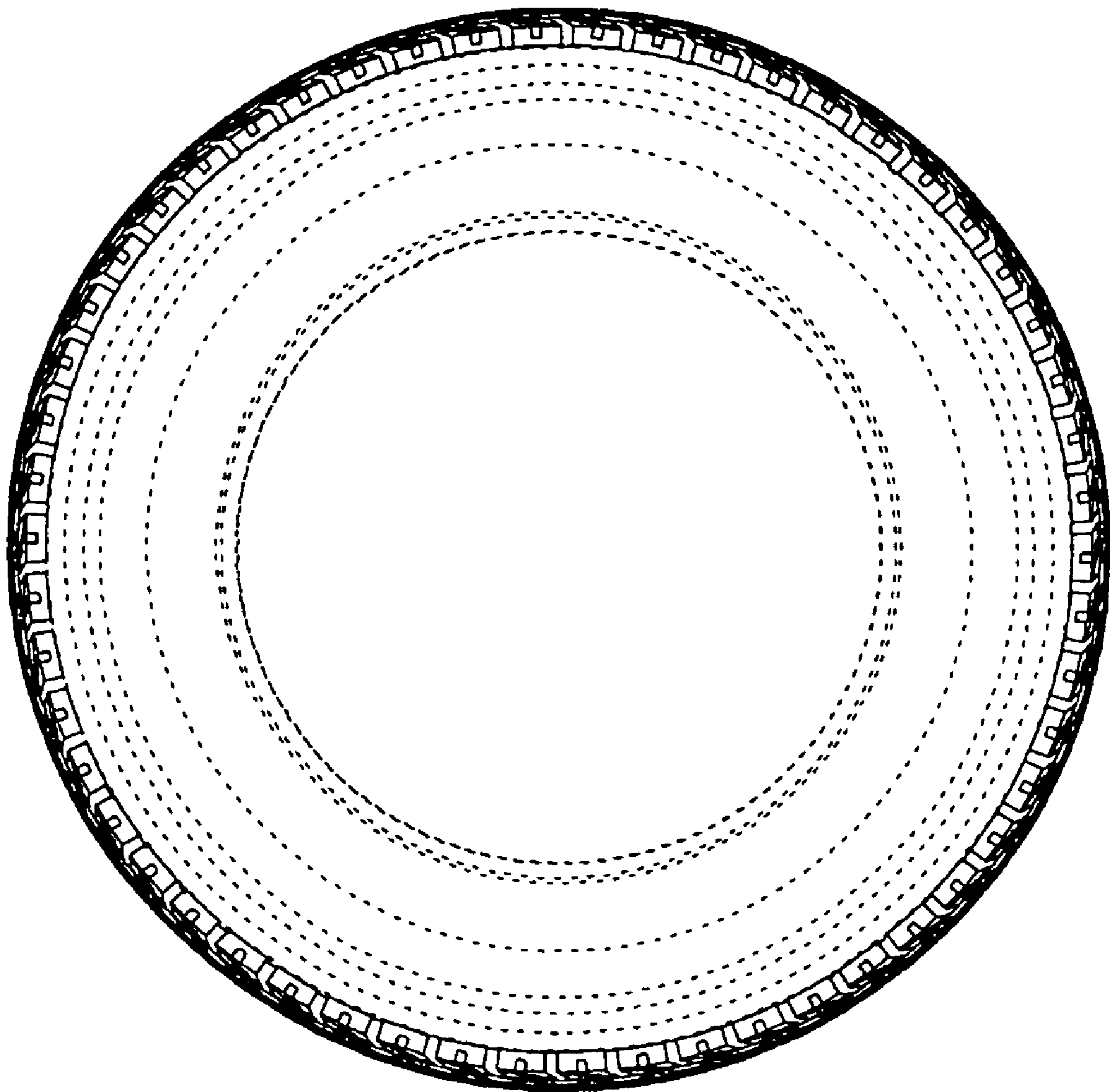


FIG. 5

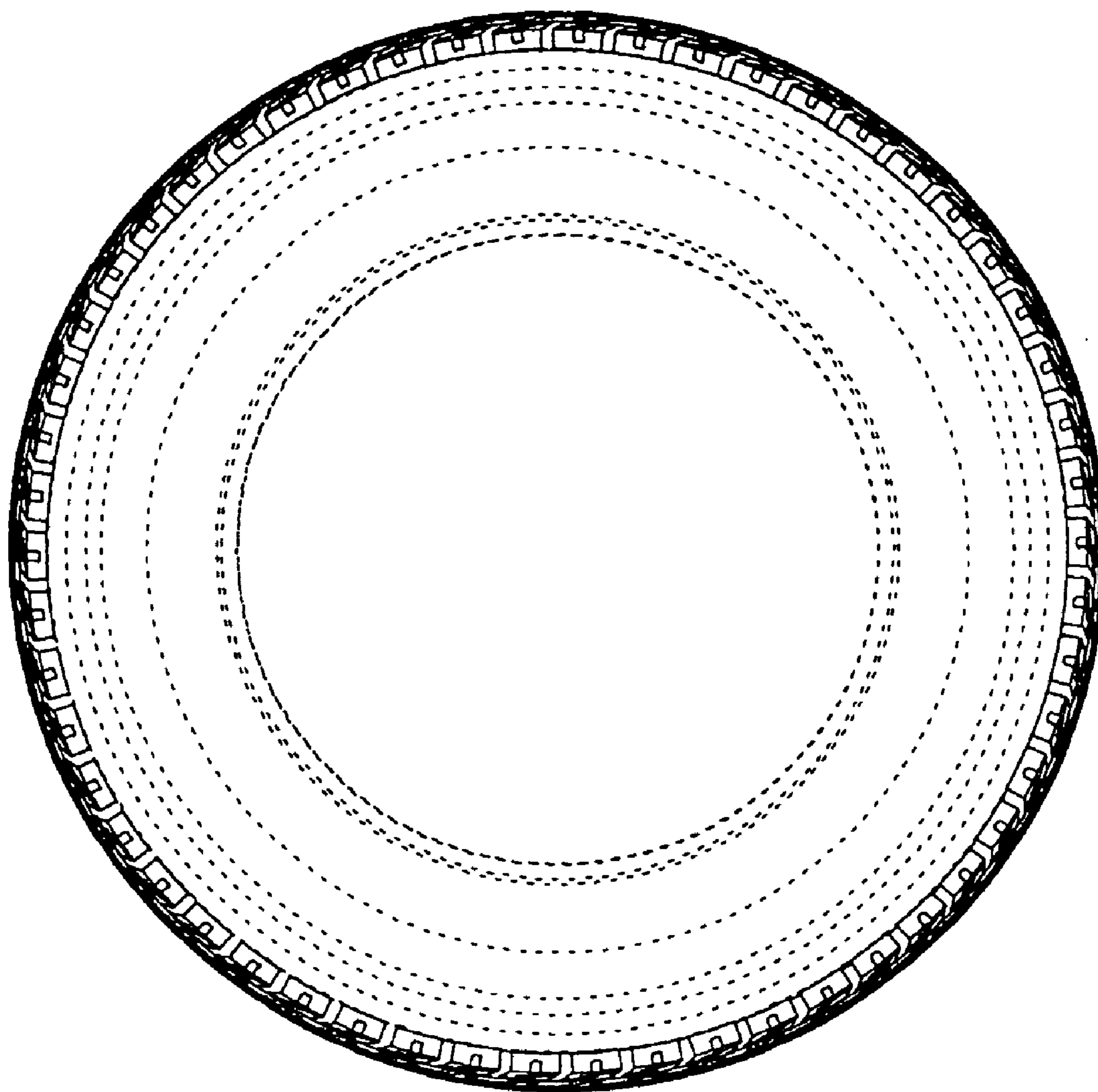


FIG. 6

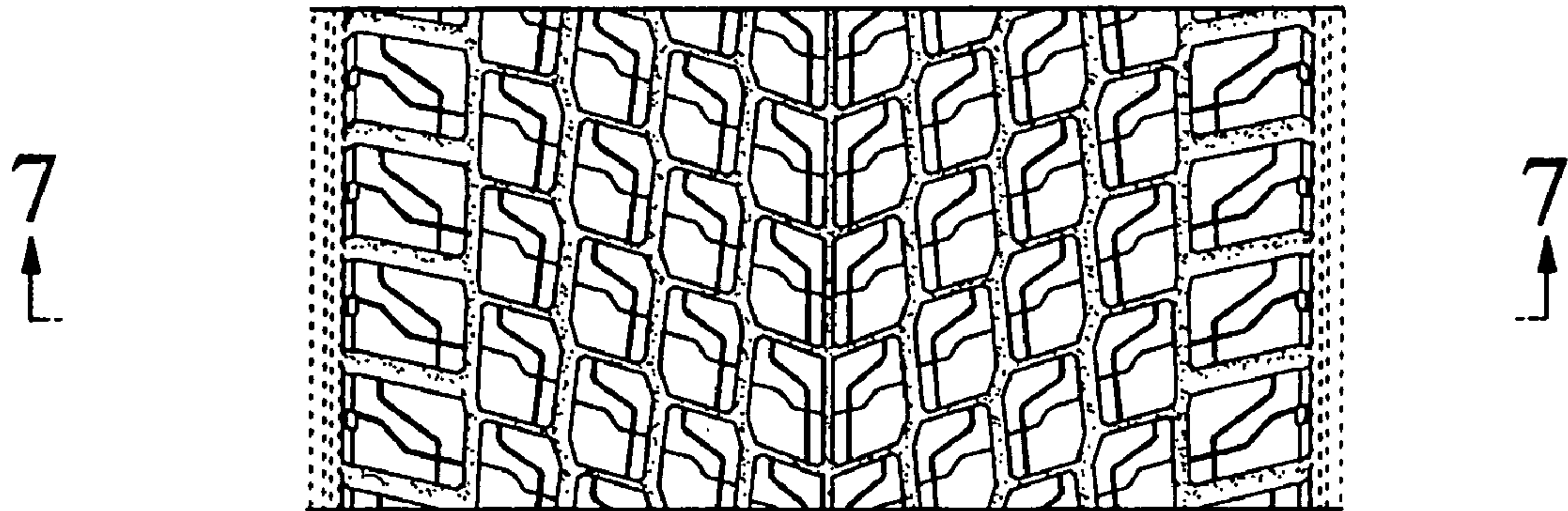


FIG. 7

