



US00D556662S

(12) **United States Design Patent**
Murkett

(10) **Patent No.:** **US D556,662 S**

(45) **Date of Patent:** **** Dec. 4, 2007**

(54) **REAR PORTION OF A VEHICLE**

(75) Inventor: **Stephen Murkett**, Gerlingen (DE)

(73) Assignee: **Dr. Ing. h.c.F. Porsche**
Aktiengesellschaft, Stuttgart (DE)

(**) Term: **14 Years**

(21) Appl. No.: **29/269,861**

(22) Filed: **Dec. 11, 2006**

(30) **Foreign Application Priority Data**

Jun. 12, 2006 (EM) 000543293-0001

(51) **LOC (8) Cl.** **12-16**

(52) **U.S. Cl.** **D12/196; D12/164**

(58) **Field of Classification Search** D12/90-92,
D12/196, 169, 86, 164; 296/181.1, 181.5
See application file for complete search history.

(56) **References Cited**

U.S. PATENT DOCUMENTS

D468,237 S * 1/2003 Murkett D12/91
D507,515 S * 7/2005 Hakamata et al. D12/196
D519,897 S * 5/2006 Hiruta et al. D12/196

* cited by examiner

Primary Examiner—Melody N. Brown
(74) *Attorney, Agent, or Firm*—Crowell & Moring LLP

(57) **CLAIM**

The ornamental design for a rear portion of a vehicle, as shown and described.

DESCRIPTION

This application is related to the following co-pending applications, of the inventor, filed on even date herewith: application Ser. No. 29/269,857, entitled “Spoiler for a Vehicle”; application Ser. No. 29/269,860, entitled “Exhaust Pipe for a Vehicle”; and application Ser. No. 29/269,863, entitled “Rear Portion of a Vehicle”.

FIG. 1 is a left, rear perspective view of a rear portion of a vehicle according to my novel design, the right, rear perspective view being mirror symmetrical;


FIG. 2 is a rear view thereof;

FIG. 3 is a left side view thereof, the right side view being mirror symmetrical; and,

FIG. 4 is a top view thereof.

The broken lines are for illustrative purposes only and form no part of the claimed design.

1 Claim, 2 Drawing Sheets






FIG. 1




FIG. 2




FIG. 3

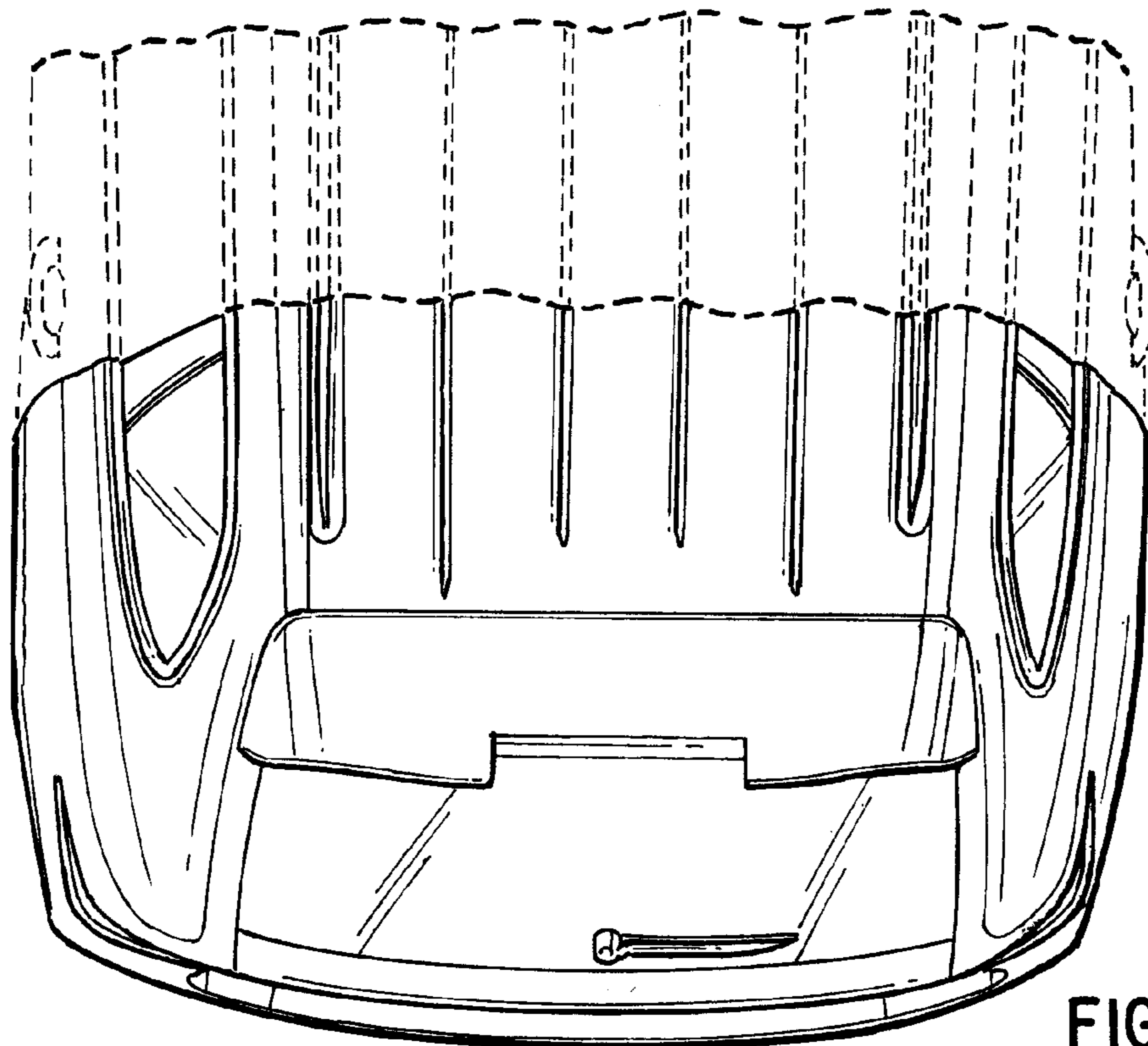


FIG. 4