



US00D556661S

(12) **United States Design Patent**
Otto

(10) **Patent No.:** **US D556,661 S**

(45) **Date of Patent:** **** Dec. 4, 2007**

(54) **REAR ROLL PAN OF A TRUCK VEHICLE**

D541,719 S * 5/2007 McChesney et al. D12/196

(75) Inventor: **Joseph E. Otto**, Fort Wayne, IN (US)

* cited by examiner

(73) Assignee: **International Truck Intellectual Property Company, LLC**, Warrenville, IL (US)

Primary Examiner—Melody N. Brown
(74) *Attorney, Agent, or Firm*—Jeffrey P. Calfa; Gerald W. Askew

(**) Term: **14 Years**

(57) **CLAIM**

(21) Appl. No.: **29/255,867**

The ornamental design for a rear roll pan of a truck vehicle, as shown and described.

(22) Filed: **Mar. 13, 2006**

DESCRIPTION

(51) **LOC (8) Cl.** **12-16**

(52) **U.S. Cl.** **D12/196**

(58) **Field of Classification Search** D12/196,
D12/98, 93; 296/57.1, 3, 26, 50, 37.1, 37.6
See application file for complete search history.


FIG. 1 is a left, front perspective view of a rear roll pan of a truck vehicle showing our new design;
FIG. 2 is a left side elevation view thereof;
FIG. 3 is a right side elevation view thereof;
FIG. 4 is a top down plan view thereof;
FIG. 5 is a front elevation view thereof; and,
FIG. 6 is a bottom up plan view thereof.

(56) **References Cited**

U.S. PATENT DOCUMENTS

D520,426 S * 5/2006 Fisker et al. D12/196
D527,697 S * 9/2006 Metros et al. D12/196

1 Claim, 2 Drawing Sheets



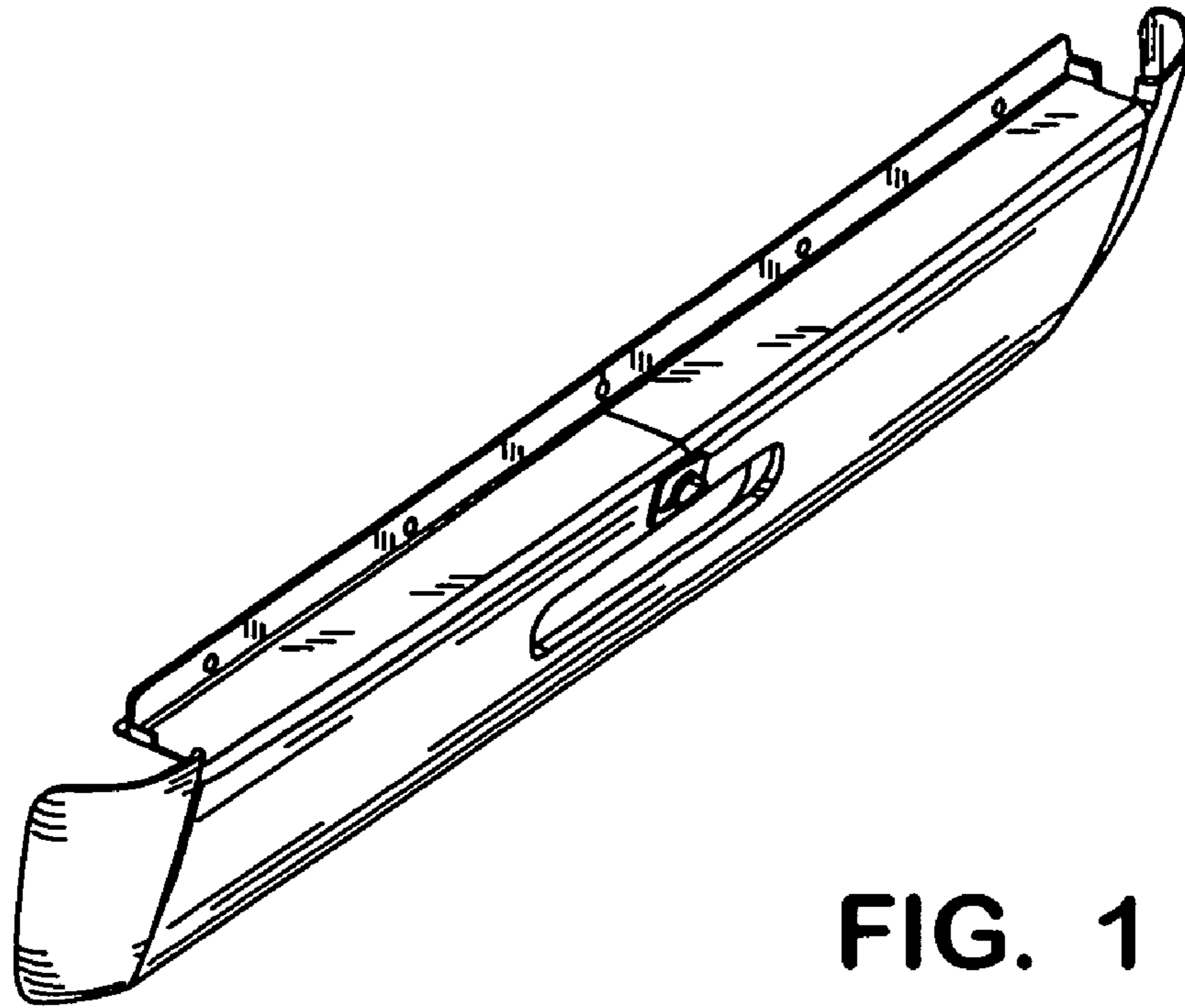


FIG. 1



FIG. 2

FIG. 3



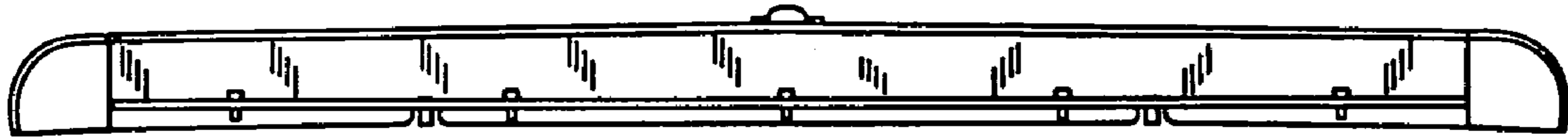


FIG. 4




FIG. 5




FIG. 6